



Group Addresses

Project: Eghtesad

Import date: Saturday, March 16, 2019

Print date: **Saturday, September 28, 2019**

Print time: 10:46:08

Comments: akharin version ta 98/6/30

Status: Editing

Group Addresses Eghtesad

Address Description Comments	Name	Length	Central	Pass through Line Coupler
0	Floor 2			No
0/0	Switch			No
0/0/1	##### Bedroom 2 (sohrab)#####		No	No
0/0/2	Halogen	switch	No	No
0/0/3	Hidden	switch	No	No
0/0/4	Bala Takhti 1	switch	No	No
0/0/5	Bala Takhti 2	switch	No	No
0/0/6	All OFF	switch	No	No
0/0/10	##### Bath Bedroom 2 #####		No	No
0/0/11	Hidden	switch	No	No
0/0/20	##### Fazaye miani #####		No	No
0/0/21	Light Balcon	switch	No	No
0/0/22	Divari	switch	No	No
0/0/30	##### Staircase 2#####		No	No
0/0/31	Light Pelle	switch	No	No
0/0/40	##### Livingroom#####		No	No
0/0/41	Halogen 1		No	No
0/0/42	Halogen 2		No	No
0/0/43	Hidden	switch	No	No
0/0/44	Halogen Lobi asansor	switch	No	No
0/0/45	Halogen 1&2	switch	No	No
0/0/50	##### Bedroom 1#####		No	No
0/0/51	Halogen	switch	No	No
0/0/52	Bala Takhti 1	switch	No	No
0/0/53	Bala Takhti 2	switch	No	No
0/0/54	Hidden	switch	No	No
0/0/55	Halogen enteha	switch	No	No
0/0/56	All ON/OFF (balatakhtiha)	switch	No	No
0/0/60	##### Bath Bedroom 1#####		No	No
0/0/61	Bala Ayne	1 bit	No	No
0/0/70	##### Corridor Bedroom 2#####		No	No
0/0/71	Halogen	switch	No	No
0/0/80	##### Corridor Bedroom 3#####		No	No
0/0/81	Halogen	switch	No	No
0/0/90	##### Staircase Bedroom 1#####		No	No
0/0/91	Divari & Decorative light	switch	No	No
0/0/92	Halogen	1 bit	No	No
0/0/100	##### Bedroom 3#####		No	No
0/0/101	Halogen	1 bit	No	No
0/0/102	Bala Takhti 2	1 bit	No	No
0/0/103	Bala Takhti 1	1 bit	No	No
0/0/104	Hidden	1 bit	No	No

Group Addresses Eghtesad

Address Description Comments	Name	Length	Central	Pass through Line Coupler
0/0	Switch			No
0/0/105	All ON/OFF balatakhtih	1 bit	No	No
0/0/110	##### Bath Bedroom 3 #####		No	No
0/0/111	Hidden	1 bit	No	No
0/1	Dim			No
0/1/0	##### Bedroom 2#####		No	No
0/1/1	ON/OFF	1 bit	No	No
0/1/2	Dim	4 bit	No	No
0/1/3	Value	1 byte	No	No
0/1/4	##### Livingroom #####		No	No
0/1/5	ON/OFF	1 bit	No	No
0/1/6	Dim	4 bit	No	No
0/1/7	Value	1 byte	No	No
0/1/8	##### Bedroom 1 #####		No	No
0/1/9	ON/OFF	1 bit	No	No
0/1/10	Dim	4 bit	No	No
0/1/11	Value	1 byte	No	No
0/1/12	##### Bedroom 3 #####		No	No
0/1/13	ON/OFF	1 bit	No	No
0/1/14	Dim	4 bit	No	No
0/1/15	Value	1 byte	No	No
0/2	Fancoil			No
0/2/0	##### Bedroom 2 #####		No	No
0/2/1	ON/OFF	1 bit	No	No
0/2/2	Setpoint	2 bytes	No	No
0/2/3	Actual Temp	2 bytes	No	No
0/2/4	Auto/Manual	1 bit	No	No
0/2/5	Toggle H/C	1 bit	No	No
0/2/6	Fan Speed 1	1 bit	No	No
0/2/7	Fan Speed 2	1 bit	No	No
0/2/8	Fan Speed 3	1 bit	No	No
0/2/9	Value Controll Heating	1 byte	No	No
0/2/10	Value Controll Cooling	1 byte	No	No
0/2/11	##### Livingroom #####		No	No
0/2/12	ON/OFF	1 bit	No	No
0/2/13	Setpoint	2 bytes	No	No
0/2/14	Actual Temp	2 bytes	No	No
0/2/15	Auto/Manual	1 bit	No	No
0/2/16	Toggle H/C	1 bit	No	No
0/2/17	Fan Speed 1	1 bit	No	No
0/2/18	Fan Speed 2	1 bit	No	No
0/2/19	Fan Speed 3	1 bit	No	No


Group Addresses Eghtesad

Address Description Comments	Name	Length	Central	Pass through Line Coupler
0/2	Fancoil			No
0/2/20	Value Controll Heating	1 byte	No	No
0/2/21	Value Controll Cooling	1 byte	No	No
0/2/22	##### Bedroom 1 #####		No	No
0/2/23	ON/OFF	1 bit	No	No
0/2/24	Setpoint	2 bytes	No	No
0/2/25	Actual Temp	2 bytes	No	No
0/2/26	Auto/Manual	1 bit	No	No
0/2/27	Toggle H/C	1 bit	No	No
0/2/28	Fan Speed 1	switch	No	No
0/2/29	Fan Speed 2	switch	No	No
0/2/30	Fan Speed 3	switch	No	No
0/2/31	Controll Value Heating	1 byte	No	No
0/2/32	Controll Value Cooling	1 byte	No	No
0/2/33	##### Bedroom 3 #####		No	No
0/2/34	ON/OFF	1 bit	No	No
0/2/35	Setpoint	2 bytes	No	No
0/2/36	Actual Temp	2 bytes	No	No
0/2/37	Auto/Manual	1 bit	No	No
0/2/38	Toggle H/C	1 bit	No	No
0/2/39	Fan Speed 1	switch	No	No
0/2/40	Fan Speed 2	switch	No	No
0/2/41	Fan Speed 3	switch	No	No
0/2/42	Value Controll Heating	1 byte	No	No
0/2/43	Value Controll Cooling	1 byte	No	No
0/2/100	All toggle H/C	1 bit	No	No
0/2/200	@@@@ Feedback Fancoilha @@@@		No	No
0/2/201	Bedroom 1	2 bytes	No	No
0/2/202	Bedroom 2	2 bytes	No	No
0/2/203	Bedroom 3	2 bytes	No	No
0/2/204	Living room	2 bytes	No	No
0/3	Scene			No
0/3/0	##### Bedroom 1 #####		No	No
0/3/1	Ent.	switch	No	No
0/3/2	Exit	switch	No	No
0/3/3	Relax A	switch	No	No
0/3/4	Relax B	1 byte	No	No
0/3/5	Relax C	switch	No	No
0/3/14	Cammand	1 byte	No	No
0/3/15	##### Bedroom 3 #####		No	No
0/3/16	Ent. A	1 bit	No	No
0/3/17	Ent. B	up/down	No	No

Group Addresses Eghtesad

Address Description Comments	Name	Length	Central	Pass through Line Coupler
0/3	Scene			No
0/3/18	Exite A	1 bit	No	No
0/3/19	Exite B	1 bit	No	No
0/3/33	Cammand	1 byte	No	No
0/3/34	##### Bedroom 2 #####		No	No
0/3/35	Ent. A	switch	No	No
0/3/36	Ent. B	1 bit	No	No
0/3/37	Exit A	up/down	No	No
0/3/38	Exit B	1 bit	No	No
0/3/39	Relax A	up/down	No	No
0/3/40	Relax B	1 bit	No	No
0/3/41	Relax C	1 bit	No	No
0/3/42	Relax D	1 byte	No	No
0/3/43	Relax E	switch	No	No
0/3/53	Cammand	1 byte	No	No
0/3/54	##### Living room #####		No	No
0/3/55	Ent. (Lobi asansor)	switch	No	No
0/3/56	Exit A(Lobi asansor)	switch	No	No
0/3/57	Exit B(Lobi asansor)	1 bit	No	No
0/3/58	All ON	switch	No	No
0/3/61	Ent. (Rahpelle)	switch	No	No
0/3/62	Exit (Rahpelle)	switch	No	No
0/3/63	Exit (Rahpelle)	1 bit	No	No
0/3/64	Cammand	1 byte	No	No
0/4	Shutter			No
0/4/0	##### Bedroom 2 #####		No	No
0/4/1	Move (Bozorg) 1	1 bit	No	No
0/4/2	Stop (Bozorg) 1	1 bit	No	No
0/4/3	Position (Bozorg) 1		No	No
0/4/4	Move (Koochak)	1 bit	No	No
0/4/5	Stop (Koochak)	1 bit	No	No
0/4/6	Position (Koochak)		No	No
0/4/7	Move (Bozorg) 2	up/down	No	No
0/4/8	Stop (Bozorg) 2	step	No	No
0/4/9	Position (Bozorg) 2		No	No
0/4/10	##### Berdroom 3 #####		No	No
0/4/11	Move (Bozorg) 1	1 bit	No	No
0/4/12	Stop (Bozorg) 1	1 bit	No	No
0/4/13	Position (Bozorg) 1		No	No
0/4/14	Move (Koochak)	1 bit	No	No
0/4/15	Stop (Koochak)	1 bit	No	No
0/4/16	Position (Koochak)		No	No

Group Addresses Eghtesad

Address Description Comments	Name	Length	Central	Pass through Line Coupler
 0/4	Shutter			No
 0/4/17	Move (Corridor)	1 bit	No	No
 0/4/18	Stop (Corridor)	1 bit	No	No
 0/4/19	Position (Corridor)		No	No
 0/4/20	Move (Bozorg) 2	up/down	No	No
 0/4/21	Stop (Bozorg) 2	step	No	No
 0/4/22	Position (Bozorg) 2		No	No
 0/4/30	##### Living room #####		No	No
 0/4/31	Move (bozorg)	1 bit	No	No
 0/4/32	Stop (bozorg)	1 bit	No	No
 0/4/33	Position (bozorg)		No	No
 0/4/34	Move (Fazaye miani)	1 bit	No	No
 0/4/35	Stop (Fazaye miani)	1 bit	No	No
 0/4/36	Position (Fazaye miani)		No	No
 0/4/37	Move (Balcon)	1 bit	No	No
 0/4/38	Stop (Balcon)	1 bit	No	No
 0/4/39	Position (Balcon)		No	No
 0/5	Status			No
 0/5/0	Ch 1 Device 1	switch	No	No
 0/5/1	Ch 2 Device 1	switch	No	No
 0/5/2	Ch 3 Device 1	switch	No	No
 0/5/3	Ch 4 Device 1	switch	No	No
 0/5/4	Ch 5 Device 1	switch	No	No
 0/5/5	Ch 6 Device 1	switch	No	No
 0/5/6	Ch 7 Device 1	switch	No	No
 0/5/7	Ch 8 Device 1	switch	No	No
 0/5/8	Ch 9 Device 1	switch	No	No
 0/5/9	Ch 10 Device 1	switch	No	No
 0/5/10	Ch 11 Device 1	switch	No	No
 0/5/11	Ch 12 Device 1	switch	No	No
 0/5/12	Ch 13 Device 1	switch	No	No
 0/5/13	Ch 14 Device 1	switch	No	No
 0/5/14	Ch 15 Device 1	switch	No	No
 0/5/15	Ch 16 Device 1	switch	No	No
 0/5/16	Ch 1 Device 2	1 bit	No	No
 0/5/17	Ch 2 Device 2	1 bit	No	No
 0/5/18	Ch 3 Device 2	1 bit	No	No
 0/5/19	Ch 4 Device 2	1 bit	No	No
 0/5/20	Ch 5 Device 2	1 bit	No	No
 0/5/21	Ch 6 Device 2	1 bit	No	No
 0/5/22	Ch 7 Device 2	1 bit	No	No
 0/5/23	Ch 8 Device 2	1 bit	No	No












Group Addresses Eghtesad

Address Description Comments	Name	Length	Central	Pass through Line Coupler
0/5	Status			No
0/5/24	Ch 9 Device 2	1 bit	No	No
0/5/25	Ch 10 Device 2	1 bit	No	No
0/5/26	Ch 11 Device 2	1 bit	No	No
0/5/27	Ch 12 Device 2	1 bit	No	No
0/5/28	Ch 13 Device 2	1 bit	No	No
0/5/29	Ch 14 Device 2	1 bit	No	No
0/5/30	Ch 15 Device 2	1 bit	No	No
0/5/31	Ch 16 Device 2	1 bit	No	No
0/5/32	Ch 1 Device 3		No	No
0/5/33	Ch 2 Device 3		No	No
0/5/34	Ch 3 Device 3		No	No
0/5/35	Ch 4 Device 3		No	No
0/5/36	Ch 1 Device 5	1 bit	No	No
0/5/37	Ch 2 Device 5	1 bit	No	No
0/5/38	Ch 3 Device 5	1 bit	No	No
0/5/39	Ch 4 Device 5	1 bit	No	No
0/5/40	Ch 5 Device 5	1 bit	No	No
0/5/41	Ch 6 Device 5	1 bit	No	No
0/5/42	Ch 7 Device 5	1 bit	No	No
0/5/43	Ch 8 Device 5	1 bit	No	No
0/5/44	Ch 9 Device 5		No	No
0/5/45	Ch 10 Device 5		No	No
0/5/46	Ch 11 Device 5		No	No
0/5/47	Ch 12 Device 5		No	No
0/5/48	Ch 13 Device 5	1 bit	No	No
0/5/49	Ch 14 Device 5	1 bit	No	No
0/5/50	Ch 15 Device 5	1 bit	No	No
0/5/51	Ch 16 Device 5	1 bit	No	No
1	Floor 1			No
1/0	Switch			No
1/0/0	##### Bedroom 1 #####		No	No
1/0/1	Hidden	1 bit	No	No
1/0/2	Halogen	1 bit	No	No
1/0/3	Bala Takhti 1	1 bit	No	No
1/0/4	Bala Takhti 2	1 bit	No	No
1/0/5	Halogen voroodi	switch	No	No
1/0/6	All ON/OFF Balatakhtiha	1 bit	No	No
1/0/10	##### Bath Bedroom 1 #####		No	No
1/0/11	Bala Ayne	1 bit	No	No
1/0/20	##### Lobi Asansor #####		No	No
1/0/21	Halogen (taki)	switch	No	No

Group Addresses Eghtesad

Address Description Comments	Name	Length	Central	Pass through Line Coupler
1/0	Switch			No
1/0/22	Halogen jolo tablo	1 bit	No	No
1/0/30	##### Study room #####		No	No
1/0/31	Halogen	1 bit	No	No
1/0/32	Hidden	1 bit	No	No
1/0/33	Lustre	1 bit	No	No
1/0/40	##### Terrace#####		No	No
1/0/41	Halogen	1 bit	No	No
1/0/50	##### Rakhtkan Bedroom 2 #####		No	No
1/0/51	Halogen	1 bit	No	No
1/0/60	##### Bedroom 2 #####		No	No
1/0/61	Halogen 1&2	1 bit	No	No
1/0/62	Bala Takhti 1	1 bit	No	No
1/0/63	Bala Takhti 2	1 bit	No	No
1/0/64	Divari	1 bit	No	No
1/0/66	Hidden	1 bit	No	No
1/0/67	Namaye Terrace voroodi otagh	1 bit	No	No
1/0/68	All ON/OFF Balatakhti	1 bit	No	No
1/0/70	##### Saghf boland #####		No	No
1/0/71	Halogen	1 bit	No	No
1/0/80	##### Bala estakhr #####		No	No
1/0/81	Light bala estakhr	1 bit	No	No
1/1	Dim			No
1/1/0	##### Bedroom 1 #####		No	No
1/1/1	ON/OFF	1 bit	No	No
1/1/2	Dim	4 bit	No	No
1/1/3	Value		No	No
1/1/4	New group address		No	No
1/1/8	##### Bedroom 2 #####		No	No
1/1/9	ON/OFF	1 bit	No	No
1/1/10	Dim	4 bit	No	No
1/1/11	Value	1 byte	No	No
1/1/20	##### Hal & Bar #####		No	No
1/1/21	ON/OFF BIg Lustre	switch	No	No
1/1/22	Dim BIg Lustre	4 bit	No	No
1/1/23	Value Big Lustre	1 byte	No	No
1/2	Fancoil			No
1/2/0	##### Bedroom 1 #####		No	No
1/2/1	ON/OFF	1 bit	No	No
1/2/2	Setpoint	2 bytes	No	No
1/2/3	Actual Temp	2 bytes	No	No
1/2/4	Auto/Manual	1 bit	No	No



























Group Addresses Eghtesad

Address Description Comments	Name	Length	Central	Pass through Line Coupler
 1/2	Fancoil			No
 1/2/5	Toggle H/C	1 bit	No	No
 1/2/6	Fan Speed 1	1 bit	No	No
 1/2/7	Fan Speed 2	1 bit	No	No
 1/2/8	Fan Speed 3	1 bit	No	No
 1/2/9	Value Controll Heating	1 byte	No	No
 1/2/10	Value Controll Cooling	1 byte	No	No
 1/2/11	##### Study room #####		No	No
 1/2/12	ON/OFF	1 bit	No	No
 1/2/13	Setpoint	2 bytes	No	No
 1/2/14	Actual Temp	2 bytes	No	No
 1/2/15	Auto/Manual	1 bit	No	No
 1/2/16	Toggle H/C	1 bit	No	No
 1/2/17	Fan Speed 1	1 bit	No	No
 1/2/18	Fan Speed 2	1 bit	No	No
 1/2/19	Fan Speed 3	1 bit	No	No
 1/2/20	Value Controll Heating	1 byte	No	No
 1/2/21	Value Controll Cooling	1 byte	No	No
 1/2/22	##### Bedroom 2 #####		No	No
 1/2/23	ON/OFF	1 bit	No	No
 1/2/24	Setpoint	2 bytes	No	No
 1/2/25	Actual Temp	2 bytes	No	No
 1/2/26	Auto/Manual	1 bit	No	No
 1/2/27	Toggle H/C	1 bit	No	No
 1/2/28	Fan Speed 1	1 bit	No	No
 1/2/29	Fan Speed 2	1 bit	No	No
 1/2/30	Fan Speed 3	1 bit	No	No
 1/2/31	Controll Value Heating	1 byte	No	No
 1/2/32	Controll Value Cooling	1 byte	No	No
 1/2/100	@@@@ Feedback Fancoilha @@@@		No	No
 1/2/101	Bedroom 1	2 bytes	No	No
 1/2/102	Bedroom 2(Master)	2 bytes	No	No
 1/2/103	TV Room	2 bytes	No	No
 1/3	Shutter			No
 1/3/0	##### Bedroom 1 #####		No	No
 1/3/1	Move (1)	up/down	No	No
 1/3/2	Stop (1)	step	No	No
 1/3/3	Position (1)		No	No
 1/3/4	Move (2)	switch	No	No
 1/3/5	Stop (2)	step	No	No
 1/3/6	Position (2)		No	No
 1/3/10	##### Study room #####		No	No











































Group Addresses Eghtesad

Address Description Comments	Name	Length	Central	Pass through Line Coupler
1/3	Shutter			No
1/3/11	Move (sharghi)	1 bit	No	No
1/3/12	Stop (sharghi)	1 bit	No	No
1/3/13	Position (sharghi)		No	No
1/3/14	Move (gharbi)	1 bit	No	No
1/3/15	Stop (gharbi)	1 bit	No	No
1/3/16	Position (gharbi)		No	No
1/3/30	##### Bedroom 2 #####		No	No
1/3/31	Move WC(Rouye)	1 bit	No	No
1/3/32	Stop WC (Rouye)	1 bit	No	No
1/3/33	position WC		No	No
1/3/34	Move (enteha) 1	up/down	No	No
1/3/35	Stop (enteha) 1	step	No	No
1/3/36	Position (enteha 1)		No	No
1/3/37	Move (enteha) 2	up/down	No	No
1/3/38	Stop (enteha) 2	step	No	No
1/3/39	Position (enteha 2)		No	No
1/3/40	Move (Vasat) 1	up/down	No	No
1/3/41	Stop (Vasat) 1	step	No	No
1/3/42	Position (Vasat 1)		No	No
1/3/43	Move (Vasat) 2	switch	No	No
1/3/44	Stop (Vasat) 2	step	No	No
1/3/45	Position (Vasat 2)		No	No
1/3/46	Move(Voroodi)	up/down	No	No
1/3/47	Stop (Voroodi)	step	No	No
1/3/48	Position (Voroodi)		No	No
1/3/49	Move WC (Zire)	1 bit	No	No
1/3/50	Stop WC (Zire)	1 bit	No	No
1/3/60	##### Corridor#####		No	No
1/3/61	Move	1 bit	No	No
1/3/62	Stop	1 bit	No	No
1/3/63	Position		No	No
1/4	Scene			No
1/4/0	##### Lobi Asansor #####		No	No
1/4/1	Vorood A	switch	No	No
1/4/2	Vorood B	1 bit	No	No
1/4/3	Khoroj A	switch	No	No
1/4/4	Khoroog B	1 bit	No	No
1/4/6	Cammand	1 byte	No	No
1/4/10	##### Bedroom 2 #####		No	No
1/4/12	Vorood A	1 bit	No	No
1/4/13	Vorood B	up/down	No	No

Group Addresses Eghtesad

Address Description Comments	Name	Length	Central	Pass through Line Coupler
 1/4	Scene			No
 1/4/14	Khorooj A	1 bit	No	No
 1/4/15	Khorooj B	up/down	No	No
 1/4/16	Relax A	1 bit	No	No
 1/4/17	Relax B	1 byte	No	No
 1/4/18	Relax C	up/down	No	No
 1/4/19	Relax D	1 bit	No	No
 1/4/20	Sleep A	1 bit	No	No
 1/4/21	Sleep B	up/down	No	No
 1/4/22	Cammand	1 byte	No	No
 1/4/30	##### Study room #####		No	No
 1/4/31	Vorood (A)	1 bit	No	No
 1/4/32	Vorood (B)	1 bit	No	No
 1/4/33	Khorooj (A)	1 bit	No	No
 1/4/34	Khorooj (B)	1 bit	No	No
 1/4/35	Movie (A)	1 bit	No	No
 1/4/36	Movie (B)	1 bit	No	No
 1/4/37	Movei (C)	1 bit	No	No
 1/4/38	Cammand	1 byte	No	No
 1/4/39	Sleep (A)	1 bit	No	No
 1/4/40	Sleep (B)	1 bit	No	No
 1/4/41	##### Bedroom 1 #####		No	No
 1/4/42	Cammand	1 byte	No	No
 1/4/43	Vorood (A)	up/down	No	No
 1/4/44	Vorood (B)	up/down	No	No
 1/4/45	Khorooj	up/down	No	No
 1/5	Status			No
 1/5/1	Ch 1 Device 1	1 bit	No	No
 1/5/2	Ch 2 Device 1	1 bit	No	No
 1/5/3	Ch 3 Device 1	1 bit	No	No
 1/5/4	Ch 4 Device 1	1 bit	No	No
 1/5/5	Ch 5 Device 1	1 bit	No	No
 1/5/6	Ch 6 Device 1	1 bit	No	No
 1/5/7	Ch 7 Device 1	1 bit	No	No
 1/5/8	Ch 8 Device 1	1 bit	No	No
 1/5/9	Ch 9 Device 1	1 bit	No	No
 1/5/10	Ch 10 Device 1	1 bit	No	No
 1/5/11	Ch 11 Device 1	1 bit	No	No
 1/5/12	Ch 12 Device 1	1 bit	No	No
 1/5/13	Ch 13 Device 1	1 bit	No	No
 1/5/14	Ch 14 Device 1	1 bit	No	No
 1/5/15	Ch 15 Device 1	1 bit	No	No

Group Addresses Eghtesad

Address Description Comments	Name	Length	Central	Pass through Line Coupler
 1/5	Status			No
 1/5/16	Ch 16 Device 1	1 bit	No	No
 1/5/17	Ch 1 Device 2	1 bit	No	No
 1/5/18	Ch 2 Device 2	1 bit	No	No
 1/5/19	Ch 3 Device 2	1 bit	No	No
 1/5/20	Ch 4 Device 2	1 bit	No	No
 1/5/21	Ch 5 Device 2		No	No
 1/5/22	Ch 6 Device 2		No	No
 1/5/23	Ch 7 Device 2		No	No
 1/5/24	Ch 8 Device 2		No	No
 1/5/25	Ch 9 Device 2	1 bit	No	No
 1/5/26	Ch 10 Device 2	1 bit	No	No
 1/5/27	Ch 11 Device 2	1 bit	No	No
 1/5/28	Ch 12 Device 2	1 bit	No	No
 1/5/29	Ch 13 Device 2	1 bit	No	No
 1/5/30	Ch 14 Device 2	1 bit	No	No
 1/5/31	Ch 15 Device 2	1 bit	No	No
 1/5/32	Ch 16 Device 2	1 bit	No	No
 1/5/33	Ch 1 Device 3		No	No
 1/5/34	Ch 2 Device 3		No	No
 1/5/35	Ch 3 Device 3		No	No
 1/5/36	Ch 4 Device 3		No	No
 1/5/37	Ch 1 Device 5		No	No
 1/5/38	Ch 2 Device 5		No	No
 1/5/39	Ch 3 Device 5		No	No
 1/5/40	Ch 4 Device 5		No	No
 1/5/41	Ch 1 Device 8		No	No
 1/5/42	Ch 2 Device 8		No	No
 1/5/43	Ch 3 Device 8		No	No
 1/5/44	Ch 4 Device 8		No	No
 1/5/45	Ch 5 Device 8		No	No
 1/5/46	Ch 6 Device 8		No	No
 1/5/47	Ch 7 Device 8		No	No
 1/5/48	Ch 8 Device 8		No	No
 1/5/49	Ch 9 Device 8		No	No
 1/5/50	Ch 10 Device 8		No	No
 1/5/51	Ch 11 Device 8		No	No
 1/5/52	Ch 12 Device 8		No	No
 1/5/53	Ch 13 Device 8		No	No
 1/5/54	Ch 14 Device 8		No	No
 1/5/55	Ch 15 Device 8		No	No
 1/5/56	Ch 16 Device 8		No	No


Group Addresses Eghtesad

Address Description Comments	Name	Length	Central	Pass through Line Coupler
2	Ground Floor			No
2/0	Switch			No
2/0/0	##### Kitchen #####		No	No
2/0/1	Halogen	1 bit	No	No
2/0/2	Light rookar	1 bit	No	No
2/0/3	Hidden	1 bit	No	No
2/0/4	Lustre	1 bit	No	No
2/0/5	All ON/OFF Main Light	1 bit	No	No
2/0/10	##### Dining room #####		No	No
2/0/11	Light saghfi	1 bit	No	No
2/0/12	Hidden	1 bit	No	No
2/0/13	Dafniha	1 bit	No	No
2/0/14	Lustre Bala miz	1 bit	No	No
2/0/15	All ON/OFF Main Light	1 bit	No	No
2/0/20	##### Estakhr #####		No	No
2/0/21	Hidden Divari	1 bit	No	No
2/0/22	Hidden Saghf	1 bit	No	No
2/0/23	Halogen	1 bit	No	No
2/0/24	light kenare sotoon	1 bit	No	No
2/0/25	All Hidden	1 bit	No	No
2/0/27	All ON/OFF Main Light	1 bit	No	No
2/0/28	Bathroom	1 bit	No	No
2/0/30	##### Patio #####		No	No
2/0/31	Light Patio	1 bit	No	No
2/0/40	##### Fazaye estakhr #####		No	No
2/0/41	Halogen voroodi	1 bit	No	No
2/0/50	##### sona #####		No	No
2/0/51	Light sona		No	No
2/0/60	##### WC #####		No	No
2/0/61	Light WC	1 bit	No	No
2/0/70	##### Play Room #####		No	No
2/0/72	Lustre	1 bit	No	No
2/0/73	All ON/OFF Main Light		No	No
2/0/90	##### Hall #####		No	No
2/0/91	Halogen	1 bit	No	No
2/0/92	Hidden parde ghrabi & bala shomine	1 bit	No	No
2/0/93	Hidden	1 bit	No	No
2/0/94	Hidden parde sharghi	1 bit	No	No
2/0/100	##### Bar #####		No	No
2/0/101	Hidden	1 bit	No	No
2/0/102	Halogen	1 bit	No	No
2/0/110	##### Living room #####		No	No





















Group Addresses Eghtesad

Address Description Comments	Name	Length	Central	Pass through Line Coupler
2/0	Switch			No
2/0/111	Halogen	1 bit	No	No
2/0/112	Halogen Bala shomine	1 bit	No	No
2/0/113	Divari	1 bit	No	No
2/0/120	##### Receptionhall #####		No	No
2/0/121	Hidden Ent.	1 bit	No	No
2/0/122	Hidden Saghf boland	1 bit	No	No
2/0/123	Halogen saghf boland	1 bit	No	No
2/0/130	##### Corridor WC #####		No	No
2/0/131	Hidden	1 bit	No	No
2/0/140	##### Nama #####		No	No
2/0/141	Balaye estakhr	1 bit	No	No
2/0/142	dore sakhteman	1 bit	No	No
2/0/150	#####Staircase #####		No	No
2/0/151	Light Rahpelle	1 bit	No	No
2/0/160	##### Lobby asansor #####		No	No
2/0/161	Halogen	switch	No	No
2/0/170	##### WC #####		No	No
2/0/171	Hdden & Light up miror 1	1 bit	No	No
2/0/172	Hdden & Light up miror 2(Enteha)	1 bit	No	No
2/1	Dim			No
2/1/0	##### Dining room #####		No	No
2/1/1	ON/OFF		No	No
2/1/2	Dim		No	No
2/1/3	Value		No	No
2/1/4	##### Receptionhall #####		No	No
2/1/5	ON/OFF (pol 1)	1 bit	No	No
2/1/6	Dim (pol 1)	4 bit	No	No
2/1/7	Value (pol 1)	1 byte	No	No
2/1/8	ON/OFF (pol 2)	1 bit	No	No
2/1/9	Dim (pol 2)	4 bit	No	No
2/1/10	Value (pol 2)	1 byte	No	No
2/1/11	ON/OFF (All pol)	1 bit	No	No
2/1/12	Dim (All pol)	4 bit	No	No
2/1/13	Value (All pol)	1 byte	No	No
2/2	Fancoil			No
2/2/0	##### Kitchen #####		No	No
2/2/1	ON/OFF	1 bit	No	No
2/2/2	Setpoint	2 bytes	No	No
2/2/3	Actual Temp	2 bytes	No	No
2/2/4	Auto/Manual	1 bit	No	No
2/2/5	Toggle H/C	1 bit	No	No











































Group Addresses Eghtesad

Address Description Comments	Name	Length	Central	Pass through Line Coupler
 2/2	Fancoil			No
 2/2/6	Fan Speed 1	1 bit	No	No
 2/2/7	Fan Speed 2	1 bit	No	No
 2/2/8	Fan Speed 3	1 bit	No	No
 2/2/9	Value Controll Heating	1 byte	No	No
 2/2/10	Value Controll Cooling	1 byte	No	No
 2/2/11	##### Dining room #####		No	No
 2/2/12	ON/OFF	1 bit	No	No
 2/2/13	Setpoint	2 bytes	No	No
 2/2/14	Actual Temp	2 bytes	No	No
 2/2/15	Auto/Manual	1 bit	No	No
 2/2/16	Toggle H/C	1 bit	No	No
 2/2/17	Fan Speed 1	1 bit	No	No
 2/2/18	Fan Speed 2	1 bit	No	No
 2/2/19	Fan Speed 3	1 bit	No	No
 2/2/20	Value Controll Heating	1 byte	No	No
 2/2/21	Value Controll Cooling	1 byte	No	No
 2/2/22	##### Estakhr #####		No	No
 2/2/23	ON/OFF	1 bit	No	No
 2/2/24	Setpoint	2 bytes	No	No
 2/2/25	Actual Temp	2 bytes	No	No
 2/2/26	Auto/Manual	1 bit	No	No
 2/2/27	Toggle H/C		No	No
 2/2/28	Fan Speed 1	1 bit	No	No
 2/2/29	Fan Speed 2	1 bit	No	No
 2/2/30	Fan Speed 3	1 bit	No	No
 2/2/31	Controll Value Heating	1 byte	No	No
 2/2/32	Controll Value Cooling	1 byte	No	No
 2/2/33	##### Play room #####		No	No
 2/2/34	ON/OFF	1 bit	No	No
 2/2/35	Setpoint	2 bytes	No	No
 2/2/36	Actual Temp	2 bytes	No	No
 2/2/37	Auto/Manual	1 bit	No	No
 2/2/38	Toggle H/C	1 bit	No	No
 2/2/39	Fan Speed 1	1 bit	No	No
 2/2/40	Fan Speed 2	1 bit	No	No
 2/2/41	Fan Speed 3	1 bit	No	No
 2/2/42	Value Controll Heating	1 byte	No	No
 2/2/43	Value Controll Cooling	1 byte	No	No
 2/2/44	##### Living room&Reception room #####		No	No
 2/2/45	ON/OFF	1 bit	No	No
 2/2/46	Setpoint	2 bytes	No	No














Group Addresses Eghtesad

Address Description Comments	Name	Length	Central	Pass through Line Coupler
 2/2	Fancoil			No
 2/2/47	Actual Temp	2 bytes	No	No
 2/2/48	Auto/Manual	1 bit	No	No
 2/2/49	Toggle H/C	1 bit	No	No
 2/2/50	Fan Speed 1	1 bit	No	No
 2/2/51	Fan Speed 2	1 bit	No	No
 2/2/52	Fan Speed 3	1 bit	No	No
 2/2/53	Value Controll Heating	1 byte	No	No
 2/2/54	Value Controll Cooling	1 byte	No	No
 2/2/66	##### Hall #####		No	No
 2/2/67	ON/OFF	1 bit	No	No
 2/2/68	Setpoint	2 bytes	No	No
 2/2/69	Actual Temp	2 bytes	No	No
 2/2/70	Auto/Manual	1 bit	No	No
 2/2/71	Toggle H/C	1 bit	No	No
 2/2/72	Fan Speed 1	1 bit	No	No
 2/2/73	Fan Speed 2	1 bit	No	No
 2/2/74	Fan Speed 3	1 bit	No	No
 2/2/75	Controll Value Heating		No	No
 2/2/76	Controll Value Cooling		No	No
 2/2/100	@@@ Feedback setpoint Fanha@@@		No	No
 2/2/101	Feedback Kitchen	2 bytes	No	No
 2/2/102	Feedback Swimmingpool		No	No
 2/2/103	Feedback playroom	2 bytes	No	No
 2/2/104	Feedback diningroom	2 bytes	No	No
 2/2/105	Feedback hall	2 bytes	No	No
 2/2/106	Feedback Livingroom	2 bytes	No	No
 2/3	Shutter			No
 2/3/0	##### Ent. #####		No	No
 2/3/1	Move (Screen)	1 bit	No	No
 2/3/2	Stop (Screen)	1 bit	No	No
 2/3/3	Position (Screen)	1 byte	No	No
 2/3/4	Move (Kenarro)	1 bit	No	No
 2/3/5	Stop (Kenarro)	1 bit	No	No
 2/3/6	Position (Kenarro)	1 byte	No	No
 2/3/12	##### Corridor WC #####		No	No
 2/3/13	Move		No	No
 2/3/14	Stop		No	No
 2/3/15	Position		No	No
 2/3/16	##### Hall #####		No	No
 2/3/17	Move (sharghi)	1 bit	No	No
 2/3/18	Stop (sharghi)	1 bit	No	No











































Group Addresses Eghtesad

Address Description Comments	Name	Length	Central	Pass through Line Coupler
 2/3	Shutter			No
 2/3/19	Position (sharghi)		No	No
 2/3/20	Move (gharbi)	1 bit	No	No
 2/3/21	Stop (gharbi)	1 bit	No	No
 2/3/22	Position (gharbi)		No	No
 2/3/30	##### Living room #####		No	No
 2/3/31	Move	1 bit	No	No
 2/3/32	Stop	1 bit	No	No
 2/3/33	Position		No	No
 2/3/40	##### Receptionhall #####		No	No
 2/3/41	Move(Kenarro) (sharghi & jonoobi)	1 bit	No	No
 2/3/42	Stop (Kenarro)(sharghi & jonoobi)	1 bit	No	No
 2/3/43	Position (Kenarro) (sharghi & jonoobi)	1 byte	No	No
 2/3/44	Move (Screen) (Sharghi & jonoobi)	1 bit	No	No
 2/3/45	Stop (Screen) (Sharghi & jonoobi)	1 bit	No	No
 2/3/46	Position (Screen) (Sharghi & jonoobi)	1 byte	No	No
 2/3/47	Move (West)(Black out saghf Boland)	1 bit	No	No
 2/3/48	Stop (West)(Black out saghf Boland)	1 bit	No	No
 2/3/49	Position (West)(Black out saghf Boland)	1 byte	No	No
 2/3/50	##### Play room #####		No	No
 2/3/51	Move	1 bit	No	No
 2/3/52	Stop	1 bit	No	No
 2/3/53	Position		No	No
 2/4	Scene			No
 2/4/0	##### Dining room #####		No	No
 2/4/1	All OFF	1 bit	No	No
 2/4/2	Command	1 byte	No	No
 2/4/10	##### Swimming poll #####		No	No
 2/4/11	Vorood	switch	No	No
 2/4/12	Khorooj	switch	No	No
 2/4/13	Command	1 byte	No	No
 2/4/20	##### Play Room #####		No	No
 2/4/21	Game A	1 bit	No	No
 2/4/22	Game B	1 bit	No	No
 2/4/23	Khorooj A	1 bit	No	No
 2/4/24	Khorooj B	1 bit	No	No
 2/4/25	Cammand	1 byte	No	No
 2/4/30	##### Living Room #####		No	No
 2/4/31	Party A	switch	No	No
 2/4/32	Party B	1 bit	No	No
 2/4/33	Party C	1 byte	No	No
 2/4/34	Party D	1 bit	No	No

Group Addresses Eghtesad

Address Description Comments	Name	Length	Central	Pass through Line Coupler
 2/4	Scene			No
 2/4/35	Party E	1 bit	No	No
 2/4/36	Khorooj A	1 bit	No	No
 2/4/37	Khorooj B	1 byte	No	No
 2/4/38	Khorooj C	1 bit	No	No
 2/4/39	Command	1 byte	No	No
 2/4/40	##### Kitchen #####		No	No
 2/4/41	All ON (Kelid Chap)	1 bit	No	No
 2/4/42	All OFF (Kelid Chap)	1 bit	No	No
 2/4/43	All ON (Lelid Rast)	1 bit	No	No
 2/4/44	All OFF (Lelid Rast)	1 bit	No	No
 2/4/45	Command	1 byte	No	No
 2/6	RGB			No
 2/6/0	##### Jakuzi #####		No	No
 2/6/1	ON/OFF	switch	No	No
 2/6/2	Dim	percentage (0..100%)	No	No
 2/6/3	Absolute	RGB value 3x (0..255)	No	No
 2/6/20	##### Estakhr #####		No	No
 2/6/21	ON/OFF	switch	No	No
 2/6/22	Dim	percentage (0..100%)	No	No
 2/6/23	Absolute	RGB value 3x (0..255)	No	No
 2/7	Status			No
 2/7/0	CH 1 Device 1	1 bit	No	No
 2/7/1	Ch2 Device 1	1 bit	No	No
 2/7/2	Ch 3 Device 1	1 bit	No	No
 2/7/3	Ch 4 Device 1	1 bit	No	No
 2/7/4	Ch 5 Device 1	1 bit	No	No
 2/7/5	Ch 6 Device 1	1 bit	No	No
 2/7/6	Ch 7 Device 1	1 bit	No	No
 2/7/7	Ch 8 Device 1	1 bit	No	No
 2/7/8	Ch 9 Device 1	1 bit	No	No
 2/7/9	Ch 10 Device 1	1 bit	No	No
 2/7/10	Ch 11 Device 1	1 bit	No	No
 2/7/11	Ch 12 Device 1	1 bit	No	No
 2/7/12	Ch 13 Device 1	1 bit	No	No
 2/7/13	Ch 14 Device 1	1 bit	No	No
 2/7/14	Ch 15 Device 1	1 bit	No	No
 2/7/15	Ch 16 Device 1	1 bit	No	No
 2/7/17	Ch 1 Device 2	1 bit	No	No



Group Addresses Eghtesad

Address Description Comments	Name	Length	Central	Pass through Line Coupler
 2/7	Status			No
 2/7/18	Ch 2 Device 2	1 bit	No	No
 2/7/19	Ch 3 Device 2	1 bit	No	No
 2/7/20	Ch 4 Device 2	1 bit	No	No
 2/7/21	Ch 5 Device 2	1 bit	No	No
 2/7/22	Ch 6 Device 2	1 bit	No	No
 2/7/23	Ch 7 Device 2	1 bit	No	No
 2/7/24	Ch 8 Device 2	1 bit	No	No
 2/7/25	Ch 9 Device 2	1 bit	No	No
 2/7/26	Ch 10 Device 2	1 bit	No	No
 2/7/27	Ch 11 Device 2	1 bit	No	No
 2/7/28	Ch 12 Device 2	1 bit	No	No
 2/7/29	Ch 13 Device 2	1 bit	No	No
 2/7/30	Ch 14 Device 2	1 bit	No	No
 2/7/31	Ch 15 Device 2	1 bit	No	No
 2/7/32	Ch 16 Device 2	1 bit	No	No
 2/7/33	Ch 1 Device 3	1 bit	No	No
 2/7/34	Ch 2 Device 3	1 bit	No	No
 2/7/35	Ch 3 Device 3	1 bit	No	No
 2/7/36	Ch 4 Device 3	1 bit	No	No
 2/7/37	Ch 5 Device 3	1 bit	No	No
 2/7/38	Ch 6 Device 3	1 bit	No	No
 2/7/39	Ch 7 Device 3	1 bit	No	No
 2/7/40	Ch 8 Device 3	1 bit	No	No
 2/7/41	Ch 9 Device 3	1 bit	No	No
 2/7/42	Ch 10 Device 3	1 bit	No	No
 2/7/43	Ch 11 Device 3	1 bit	No	No
 2/7/44	Ch 12 Device 3	1 bit	No	No
 2/7/45	Ch 13 Device 3	1 bit	No	No
 2/7/46	Ch 14 Device 3	1 bit	No	No
 2/7/47	Ch 15 Device 3	1 bit	No	No
 2/7/48	Ch 16 Device 3	1 bit	No	No
 2/7/49	Ch 1 Device 4	1 bit	No	No
 2/7/50	Ch 2 Device 4	1 bit	No	No
 2/7/51	Ch 3 Device 4	1 bit	No	No
 2/7/52	Ch 4 Device 4	1 bit	No	No
 2/7/53	Ch 5 Device 4	1 bit	No	No
 2/7/54	Ch 6 Device 4	1 bit	No	No
 2/7/55	Ch 7 Device 4	1 bit	No	No
 2/7/56	Ch 8 Device 4	1 bit	No	No
 2/7/57	Ch 9 Device 4	1 bit	No	No
 2/7/58	Ch 10 Device 4	1 bit	No	No

Group Addresses Eghtesad

Address Description Comments	Name	Length	Central	Pass through Line Coupler
2/7	Status			No
2/7/59	Ch 11 Device 4	1 bit	No	No
2/7/60	Ch 12 Device 4	1 bit	No	No
2/7/61	Ch 13 Device 4	1 bit	No	No
2/7/62	Ch 14 Device 4	1 bit	No	No
2/7/63	Ch 15 Device 4	1 bit	No	No
2/7/64	Ch 16 Device 4	1 bit	No	No
2/7/65	CH 1 Device 5	1 bit	No	No
2/7/66	CH 2 Device 5	1 bit	No	No
2/7/67	CH 3 Device 5	1 bit	No	No
2/7/68	CH 4 Device 5	1 bit	No	No
2/7/69	Ch 1 (6196 dimmer)	1 byte	No	No
2/7/70	Ch 2 (6196 dimmer)	1 byte	No	No
2/7/71	Ch 3 (6196 dimmer)	1 byte	No	No
2/7/72	Ch 4 (6196 dimmer)	1 byte	No	No
3	Floor -1			No
3/0	Switch			No
3/0/0	##### Ent.(Lobi asansor) #####		No	No
3/0/1	Halogen	switch	No	No
3/0/2	Halogen jolo asansor	switch	No	No
3/0/3	Divari	switch	No	No
3/0/10	##### Corridor #####		No	No
3/0/11	Halogen Ent otagh	switch	No	No
3/0/12	Halogen (rahero asli & Biliard)	switch	No	No
3/0/20	##### Rahro Anbari #####		No	No
3/0/21	Halogen	switch	No	No
3/0/30	#####Staircase #####		No	No
3/0/31	Halogen	switch	No	No
3/0/40	##### Bar #####		No	No
3/0/41	Halogen	switch	No	No
3/0/50	##### Boiliard room #####		No	No
3/0/51	Halogen kenare divar	switch	No	No
3/0/52	Lustre (Bala miz)	switch	No	No
3/0/53	Lustre (Kenar)	switch	No	No
3/0/60	##### Bedroom #####		No	No
3/0/61	Halogen	switch	No	No
3/0/62	Balatakhti 1&2	1 bit	No	No
3/0/63	Lustre	1 bit	No	No
3/0/70	##### Terrace #####		No	No
3/0/71	Zir pelle	1 bit	No	No
3/0/72	Divari	1 bit	No	No
3/0/80	##### Kitchen #####		No	No










































Group Addresses Eghtesad

Address Description Comments	Name	Length	Central	Pass through Line Coupler
 3/0	Switch			No
 3/0/81	Lustre	1 bit	No	No
 3/0/82	Halogen	1 bit	No	No
 3/0/90	##### Anbari #####		No	No
 3/0/91	ANbar Koochak	1 bit	No	No
 3/0/92	ANbar Bozorg	1 bit	No	No
 3/0/100	##### Baghche #####		No	No
 3/0/101	Dafni	switch	No	No
 3/0/110	##### Barbecue #####		No	No
 3/0/111	Divari & Kaf	switch	No	No
 3/1	Fancoil			No
 3/1/0	##### Rakhtkan #####		No	No
 3/1/1	ON/OFF	1 bit	No	No
 3/1/2	Setpoint	2 bytes	No	No
 3/1/3	Actual Temp	2 bytes	No	No
 3/1/4	Auto/Manual	1 bit	No	No
 3/1/5	Toggle H/C	1 bit	No	No
 3/1/6	Fan Speed 1	1 bit	No	No
 3/1/7	Fan Speed 2	1 bit	No	No
 3/1/8	Fan Speed 3	1 bit	No	No
 3/1/9	Controll Value Heating	1 byte	No	No
 3/1/10	Controll Value Cooling	1 byte	No	No
 3/1/11	##### Bar&Biliard #####		No	No
 3/1/12	ON/OFF	1 bit	No	No
 3/1/13	Setpoint	2 bytes	No	No
 3/1/14	Actual Temp	2 bytes	No	No
 3/1/15	Auto/Manual	1 bit	No	No
 3/1/16	Toggle H/C	1 bit	No	No
 3/1/17	Fan Speed 1	1 bit	No	No
 3/1/18	Fan Speed 2	1 bit	No	No
 3/1/19	Fan Speed 3	1 bit	No	No
 3/1/20	Controll Value Heating	1 byte	No	No
 3/1/21	Controll Value Cooling	1 byte	No	No
 3/1/22	##### Kitchen #####		No	No
 3/1/23	ON/OFF	1 bit	No	No
 3/1/24	Setpoint	2 bytes	No	No
 3/1/25	Actual Temp	2 bytes	No	No
 3/1/26	Auto/Manual	1 bit	No	No
 3/1/27	Toggle H/C	1 bit	No	No
 3/1/28	Fan Speed 1	1 bit	No	No
 3/1/29	Fan Speed 2	1 bit	No	No
 3/1/30	Fan Speed 3	1 bit	No	No

Group Addresses Eghtesad

Address Description Comments	Name	Length	Central	Pass through Line Coupler
3/1	Fancoil			No
3/1/31	Controll Value Heating	1 byte	No	No
3/1/32	Controll Value Cooling	1 byte	No	No
3/1/33	##### Bedroom#####		No	No
3/1/34	ON/OFF	1 bit	No	No
3/1/35	Setpoint	2 bytes	No	No
3/1/36	Actual Temp	2 bytes	No	No
3/1/37	Auto/Manual	1 bit	No	No
3/1/38	Toggle H/C	1 bit	No	No
3/1/39	Fan Speed 1	1 bit	No	No
3/1/40	Fan Speed 2	1 bit	No	No
3/1/41	Fan Speed 3	1 bit	No	No
3/1/42	Controll Value Heating	1 byte	No	No
3/1/43	Controll Value Cooling	1 byte	No	No
3/1/150	##### Cammand H/C Switchover #####		No	No
3/1/151	H/C Switchover		No	No
3/1/200	@@@@ Feedback Fancoilha @@@@@		No	No
3/1/201	Bedroom	2 bytes	No	No
3/1/202	Biliard	2 bytes	No	No
3/1/203	Anbar	2 bytes	No	No
3/1/204	kitchen	2 bytes	No	No
3/2	Scene			No
3/2/0	##### Kitchen #####		No	No
3/2/1	All ON/OFF	switch	No	No
3/2/2	##### Bedroom #####		No	No
3/2/3	Vorood A	1 bit	No	No
3/2/4	Vorood B	1 bit	No	No
3/2/5	Khorooj A	1 bit	No	No
3/2/6	Khorooj B	1 bit	No	No
3/2/7	Command	1 byte	No	No
3/2/10	##### Biliard room #####		No	No
3/2/11	Game 1 (A)	switch	No	No
3/2/12	Game 1 (B)	up/down	No	No
3/2/13	Game 1 (C)	1 bit	No	No
3/2/14	Game 2(A)	switch	No	No
3/2/15	Game 2 (B)	up/down	No	No
3/2/16	vorood A	switch	No	No
3/2/17	vorood B	up/down	No	No
3/2/18	Khorooj A	switch	No	No
3/2/19	Khorooj B	up/down	No	No
3/2/23	Command	1 byte	No	No
3/2/24	##### Lobi Asansor #####		No	No

Group Addresses Eghtesad

Address Description Comments	Name	Length	Central	Pass through Line Coupler
 3/2	Scene			No
 3/2/25	Vorood (A)	switch	No	No
 3/2/26	Khorooj (A)	switch	No	No
 3/2/27	Khorooj (B)	up/down	No	No
 3/2/28	Command	1 byte	No	No
 3/3	Shutter			No
 3/3/0	##### Biliard room		No	No
 3/3/1	Move 1	up/down	No	No
 3/3/2	Stop 1	step	No	No
 3/3/3	Position 1		No	No
 3/3/4	Move 2	switch	No	No
 3/3/5	Stop 2	step	No	No
 3/3/6	Position 2		No	No
 3/3/7	##### Bedroom #####		No	No
 3/3/8	Move	1 bit	No	No
 3/3/9	Stop	step	No	No
 3/4	Status			No
 3/4/0	Ch 1 Device 1	switch	No	No
 3/4/1	Ch 2 Device 1	switch	No	No
 3/4/2	Ch 3 Device 1	switch	No	No
 3/4/3	Ch 4 Device 1	switch	No	No
 3/4/4	Ch 5 Device 1	switch	No	No
 3/4/5	Ch 6 Device 1	switch	No	No
 3/4/6	Ch 7 Device 1	switch	No	No
 3/4/7	Ch 8 Device 1	switch	No	No
 3/4/8	Ch 9 Device 1	switch	No	No
 3/4/9	Ch 10 Device 1	switch	No	No
 3/4/10	Ch 11 Device 1		No	No
 3/4/11	Ch 12 Device 1		No	No
 3/4/12	Ch 13 Device 1		No	No
 3/4/13	Ch 14 Device 1		No	No
 3/4/14	Ch 15 Device 1		No	No
 3/4/15	Ch 16 Device 1		No	No
 3/4/16	Ch 1 Device 2	1 bit	No	No
 3/4/17	Ch 2 Device 2	1 bit	No	No
 3/4/18	Ch 3 Device 2	1 bit	No	No
 3/4/19	Ch 4 Device 2	1 bit	No	No
 3/4/20	Ch 5 Device 2	1 bit	No	No
 3/4/21	Ch 6 Device 2	1 bit	No	No
 3/4/22	Ch 7 Device 2	1 bit	No	No
 3/4/23	Ch 8 Device 2	1 bit	No	No
 3/4/24	Ch 9 Device 2	1 bit	No	No











































Group Addresses Eghtesad

Address Description Comments	Name	Length	Central	Pass through Line Coupler
3/4	Status			No
3/4/25	Ch 10 Device 2	1 bit	No	No
3/4/26	Ch 11 Device 2	1 bit	No	No
3/4/27	Ch 12 Device 2	1 bit	No	No
3/4/28	Ch 13 Device 2	1 bit	No	No
3/4/29	Ch 14 Device 2	1 bit	No	No
3/4/30	Ch 15 Device 2	1 bit	No	No
3/4/31	Ch 16 Device 2	1 bit	No	No
3/4/32	Ch 1 Device 3	1 bit	No	No
3/4/33	Ch 2 Device 3	1 bit	No	No
3/4/34	Ch 3 Device 3	1 bit	No	No
3/4/35	Ch 4 Device 3	1 bit	No	No
3/4/36	Ch 1 Device 4	1 bit	No	No
3/4/37	Ch 2 Device 4	1 bit	No	No
3/4/38	Ch 1 Device 5	switch	No	No
3/4/39	Ch 2 Device 5	switch	No	No
4	Floor -2			No
4/0	Switch			No
4/0/0	#####Loby Asansor#####		No	No
4/0/2	LED Lobby asansor	1 bit	No	No
4/0/3	Divariha	1 bit	No	No
4/0/5	Dafni kaf & hidden	1 bit	No	No
4/0/10	##### Parking #####		No	No
4/0/11	Dafni samt Motor khone	1 bit	No	No
4/0/12	Dafni samt pelle	1 bit	No	No
4/0/20	##### Mechanical Room #####		No	No
4/0/21	Jet A	1 bit	No	No
4/0/22	Jet B	1 bit	No	No
4/0/23	sar riz Estakhr	1 bit	No	No
4/0/24	Por kon Jakuzi	1 bit	No	No
4/0/30	##### Mohavate voroodi #####		No	No
4/0/31	Rahpelle	switch	No	No
4/0/32	Dafni kaf (bein do darb parking)	switch	No	No
4/0/33	Dafni kaf (Kenare darb nafar ro parking)	switch	No	No
4/0/34	Dafni kaf (Kenare divare voroodi)	switch	No	No
4/0/35	Dafni kaf (Kenare divare voroodi 2)	switch	No	No
4/0/36	Dafni kaf (zire kontor)	switch	No	No
4/0/37	Projector (Balayr darb nafar ro)	switch	No	No
4/0/38	Projector (poshte darb bozorg)	switch	No	No
4/0/39	Projector (balaye darb bozorg biroon)	switch	No	No
4/0/40	Divari 1	switch	No	No
4/0/41	Divari 2	switch	No	No



































Group Addresses Eghtesad

Address Description Comments	Name	Length	Central	Pass through Line Coupler
4/0	Switch			No
4/0/42	Divari 3	switch	No	No
4/0/43	Divari 4	switch	No	No
4/0/44	Divari 5	switch	No	No
4/0/45	All Divariha	switch	No	No
4/0/46	All Dafniha	switch	No	No
4/0/47	All Projectorha	switch	No	No
4/0/48	Dafni Birooni	switch	No	No
4/0/49	Halogen Kaf Hoz bala	switch	No	No
4/0/50	Pump Abshar	switch	No	No
4/0/60	##### ALL Exhaust Fan WC#####		No	No
4/0/61	ON/OFF	1 bit	No	No
4/0/70	##### Posht Kitchen g Floor #####		No	No
4/0/71	Floor Light(Baghche)	1 bit	No	No
4/1	Fan coil			No
4/1/0	##### Lobi Asansor #####		No	No
4/1/1	ON/OFF	1 bit	No	No
4/1/2	Setpoint	2 bytes	No	No
4/1/3	Actual Temp	2 bytes	No	No
4/1/4	Auto/Manual	1 bit	No	No
4/1/5	Toggle H/C	1 bit	No	No
4/1/6	Fan Speed 1	1 bit	No	No
4/1/7	Fan Speed 2	1 bit	No	No
4/1/8	Fan Speed 3	1 bit	No	No
4/1/9	Controll Value Heating	1 byte	No	No
4/1/10	Controll Value Cooling	1 byte	No	No
4/1/50	@@@@ Feedback Fancoilha@@@@		No	No
4/1/51	Lobby asansor	2 bytes	No	No
4/2	RGB			No
4/2/0	ON/OFF	switch	No	No
4/2/1	Dim	percentage (0..100%)	No	No
4/2/2	Absolute	RGB value 3x (0..255)	No	No
4/2/3	R	percentage (0..100%)	No	No
4/2/4	G	percentage (0..100%)	No	No
4/2/5	B	percentage (0..100%)	No	No
4/2/6	W		No	No
4/3	Status			No
4/3/0	#####CP1#####		No	No

Group Addresses Eghtesad

Address Description Comments	Name	Length	Central	Pass through Line Coupler
 4/3	Status			No
 4/3/1	Ch 1 Device 1	1 bit	No	No
 4/3/2	Ch 2 Device 1		No	No
 4/3/3	Ch 3 Device 1	1 bit	No	No
 4/3/4	Ch 4 Device 1	1 bit	No	No
 4/3/5	Ch 5 Device 1		No	No
 4/3/6	Ch 6 Device 1		No	No
 4/3/7	Ch 7 Device 1		No	No
 4/3/8	Ch 8 Device 1		No	No
 4/3/100	##### CP2#####		No	No
 4/3/101	ch 1 Device 1	switch	No	No
 4/3/102	ch 2 Device 1	switch	No	No
 4/3/103	ch 3 Device 1	switch	No	No
 4/3/104	ch 4 Device 1	switch	No	No
 4/3/105	ch 5 Device 1	switch	No	No
 4/3/106	ch 6 Device 1	switch	No	No
 4/3/107	ch 7 Device 1	switch	No	No
 4/3/108	ch 8 Device 1	switch	No	No
 4/3/109	ch 9 Device 1	switch	No	No
 4/3/110	ch 10 Device 1	switch	No	No
 4/3/111	ch 11 Device 1	switch	No	No
 4/3/112	ch 12 Device 1	switch	No	No
 4/3/113	ch 1 Device 2	switch	No	No
 4/3/114	ch 2 Device 2	switch	No	No
 4/3/115	ch 3 Device 2	switch	No	No
 4/3/116	ch 4 Device 2	switch	No	No
 4/3/117	ch 5 Device 2	switch	No	No
 4/3/118	ch 6 Device 2	switch	No	No
 4/3/119	ch 7 Device 2	switch	No	No
 4/3/120	ch 8 Device 2	switch	No	No
 4/3/121	ch 9 Device 2	switch	No	No
 4/3/122	ch 10 Device 2	switch	No	No
 4/3/123	ch 11 Device 2	switch	No	No
 4/3/124	ch 12 Device 2	switch	No	No
 4/4	Scene			No
 4/4/0	All ON/OFF	switch	No	No
 5	Ent			No
 6	Yard			No
 6/0	Switch (CP Paen)			No
 6/0/0	Exhaust Fan Estakhr 1	switch	No	No
 6/0/1	Grass Light	switch	No	No
 6/0/2	Grass Light2	switch	No	No

Group Addresses Eghtesad

Address Description Comments	Name	Length	Central	Pass through Line Coupler
 6/1	Switch (Roof Garden)			No
 6/1/0	Exhust Fan Bedroom 1 (Floor 2)	1 bit	No	No
 6/1/1	LED (Goldanha)	1 bit	No	No
 6/1/2	LED (Kaf)	1 bit	No	No
 6/1/3	Exhuast Fan Estakhr 2	1 bit	No	No
 7	All Fans Toggle H/C			No
 7/0	All Toggle H/C			No
 7/0/0	All Fans Toggle H/C	1 bit	No	No
 8	Scene Touch Panel			No
 8/0	Tabaghat			No
 8/0/0	Floor 2	switch	No	No
 8/0/1	Floor 1	1 bit	No	No
 8/0/2	Ground Floor	1 bit	No	No
 8/0/3	Basement Floor	switch	No	No
 8/0/4	Yard	switch	No	No
 8/1	Fazaha			No
 8/1/0	##### Floor 2 #####		No	No
 8/1/10	**** Bedroom 2 ****	switch	No	No
 8/1/20	***** Bedroom 3 *****	1 bit	No	No
 8/1/30	***** Bedroom 1 *****	switch	No	No
 8/1/40	***** Living Room *****	switch	No	No
 8/1/50	##### Floor 1 #####		No	No
 8/1/60	***** Bedroom 2 ****	1 bit	No	No
 8/1/70	***** Bedroom 1 ****	1 bit	No	No
 8/1/80	***** Study Room ****	1 bit	No	No
 8/1/90	##### Ground Floor #####		No	No
 8/1/100	***** Kitchen ****	1 bit	No	No
 8/1/101	***** Swimming pool ****	1 bit	No	No
 8/1/110	***** Hall& Bar ****	1 bit	No	No
 8/1/120	***** Dining Room****	1 bit	No	No
 8/1/130	***** Living Room & Reception room****	1 bit	No	No
 8/1/140	##### Basement Floor #####		No	No
 8/1/150	***** Bedroom ****	switch	No	No
 8/1/160	***** Biliard Room ****	switch	No	No