



**PORTO  
SMART**  
Certified KNX Training Center

**2026**

**EGYPT**



**Certified KNX++ Training Center  
Smart Home & Building Solutions**

**Certified KNX++ TUTOR: Eng. Mahmoud Seada**





# PORTO KNX

## 2026


WE MAKE LEARNING KNX FREE, EASY, SIMPLE & ATTRACTIVE





**PORTO KNX, WE MAKE LEARNING KNX  
FREE, EASY, SIMPLE & ATTRACTIVE**

STUDENT-ENGINEER



KNX  
PRACTICAL

STUDENTS

PORTO  
SMART

Certified KNX++ Training Center

GET IT ON  
Google Play

GET IT ON  
Google Play

☆☆☆☆  
RATE US!




Scan Me

PORTO KNX APP  
WE MAKE LEARNING KNX  
FREE, SIMPLE, ATTRACTIVE

DOWNLOAD AND CREATE ACCOUNT FOR FREE  
NOW, YOU CAN LEARN KNX EASILY FOR FREE  
DON'T MISS OUR HUGE OFFERS BY FOLLOWING OUR NOTIFICATIONS

PORTO KNX APP

WWW.PORTOKNX.COM



EXPERT



**“Two years of continuous efforts to spread KNX knowledge”**

**Since years ago...  
our mission has been clear.  
To make KNX education easier,  
more practical, and accessible for every student,  
engineer, and professional in the world.**



**Everything you will see in this Presentation  
was achieved only from  
June 2024 until today “May 2026”**


**A quick recap of the great efforts made to  
educate students and professionals about KNX  
smart home and building technology.**



**And this is not just the beginning...  
nor the end.**

**This is only another step...**

**towards building a stronger KNX community in  
the world especially in Arabic countries.**



**WE MAKE LEARNING KNX  
FREE, EASY, SIMPLE & ATTRACTIVE**

## **OUR NEW EDUCATIONAL RESOURCES FOR FREE KNX LEARNING**



1

**Porto KNX  
Mobile  
Application**



2

**KNX Energy  
Management  
Course**



3

**KNX Energy  
Management  
Book in Arabic**



4

**FREE KNX  
LIVE Sessions &  
Events**



5

**Providing FREE  
KNX Devices for  
Graduation Projects**



6

**Supporting KNX  
Graduation Projects  
For Students**



7

**Live Online  
KNX Quizzes &  
Amazing Prizes**



8

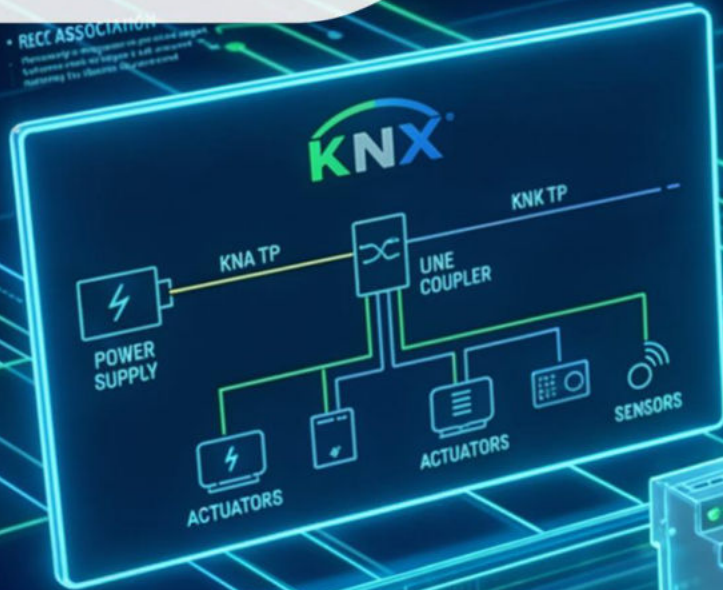
**Upgrading our  
KNX  
Training Kits**



9

**Reviews of our FREE  
KNX Learning  
Resources**

PROGRAMMING  
Learn the programming basics and software. Get an overview of the programming process and the different programming methods.



Device	Address	Manufacturer	Model	Group	Value	Comments
Light	1/1/1	KNX	100	1/1/1	0	Light
Light	1/1/2	KNX	100	1/1/2	0	Light
Light	1/1/3	KNX	100	1/1/3	0	Light
Light	1/1/4	KNX	100	1/1/4	0	Light
Light	1/1/5	KNX	100	1/1/5	0	Light
Light	1/1/6	KNX	100	1/1/6	0	Light
Light	1/1/7	KNX	100	1/1/7	0	Light
Light	1/1/8	KNX	100	1/1/8	0	Light
Light	1/1/9	KNX	100	1/1/9	0	Light
Light	1/1/10	KNX	100	1/1/10	0	Light
Light	1/1/11	KNX	100	1/1/11	0	Light
Light	1/1/12	KNX	100	1/1/12	0	Light
Light	1/1/13	KNX	100	1/1/13	0	Light
Light	1/1/14	KNX	100	1/1/14	0	Light
Light	1/1/15	KNX	100	1/1/15	0	Light
Light	1/1/16	KNX	100	1/1/16	0	Light
Light	1/1/17	KNX	100	1/1/17	0	Light
Light	1/1/18	KNX	100	1/1/18	0	Light
Light	1/1/19	KNX	100	1/1/19	0	Light
Light	1/1/20	KNX	100	1/1/20	0	Light

DEVICE CONFIGURATION  
Configure the devices in your KNX system. You can configure the devices in your KNX system. You can configure the devices in your KNX system. You can configure the devices in your KNX system.

Control interface showing a MAP, LIGHTS, HEATINGS, SCENES, and ENERGY CONSUMPTION.

←←← KEY FEATURES →→→

# KEY FEATURES



  For more than 16 years, **PORTO SMART** has specialized in the design, implementation, and training of smart home and smart building systems.

Our main goal has always been to transfer this extensive experience to our trainees through hands-on practical tasks that prepare them to enter the industry with confidence and ease.



# KEY FEATURES



  Today, we are proud to announce a recap of the outstanding efforts made over the past two years to educate students and professionals in **KNX** smart home and building technology.

Through dedicated training programs, practical workshops, and real-world applications, **PORTO SMART** continues to empower the next generation of smart technology professionals.



# KEY FEATURES



## What is New???

**PORTO KNX APP** is the first **FREE KNX E-Learning Mobile application in Middle East.**

✿ **PORTO KNX APP** is **FREE Educational project** dedicated only to KNX Protocol.

This app makes it easy to every one to learn knx easily using their mobile from anywhere and every place.

✿ it is developed by: Eng. MAHMOUD SEADA  
“Certified **KNX ++ Tutor**”,  
By Porto Smart “Certified **KNX ++ Training Center**”



# KEY FEATURES



Our learning program for **KNX** is completely free and offers a wide range of resources.


## As an Example, **the new applications We had Produced:**

- ❖ **hundreds of Free videos** Available in our “Mobile App”, Now you can learn KNX anytime, anywhere right in the palm of your hands.
- ❖ **FREE Arabic Book for “KNX Energy Management Course”** Which Available in Digital and Hard Copies 
- ❖ **Adding KNX Energy management Course** to our learning platform.
- ❖ **We are arranging numerous Live Events** for students and companies for Learning **KNX**.
- ❖ **Host a lot of live Sessions and Quizzes** with exciting Prizes using KAHOOT.
- ❖ **Support Students** in their Graduation Projects and Qualify them for the labor market also **Provide them with FREE KNX devices to implement their projects practically**
- ❖ **Update our KNX Training Kits** to integrate All **KNX** Applications like, Shutter motors, Lamps, RGB LED strip, Electric valves for controlling floor heating & HVAC Systems, AC Split unit, Alexa, Energy Monitoring, Conventional Sensors, **KNX** Rf devices and others.




# KEY FEATURES



 Furthermore, we believe that knowledge should be accessible to everyone, regardless of their financial situation, That's why we provide free access to all certified KNX courses for those who cannot afford them using their Mobile App.


 We are committed to making the learning experience as inclusive and comprehensive as possible.

 We offer FREE Certified Courses to students by an amazing way like Quizzes and Awards.

 The most important goal for us to spread the KNX Technology in the world Especially in the middle east world and Egypt.

 Spread the practical training by achieving a lot of really practical applications by using a various ways and Certified Devices

 We take the person From Zero Knowledge to Professional in KNX Technology



**◀◀◀ OUR VARIOUS RESOURCES ▶▶▶**

# NEW ACTIVITIES OF PORTO KNX IN LEARNING KNX FOR FREE



1

**Porto KNX  
Mobile  
Application**



2

**KNX Energy  
Management  
Course**



3

**KNX Energy  
Management  
Book in Arabic**



4

**FREE KNX  
LIVE Sessions &  
Events**



5

**Providing FREE  
KNX Devices for  
Graduation Projects**



6

**Supporting KNX  
Graduation Projects  
For Students**

7



Live Online  
**KNX** Quizzes &  
Amazing Prizes

8



Upgrading our  
**KNX**  
Training Kits

9



Reviews of our **FREE**  
**KNX** Learning  
Resources



←←← 1- MOBILE APPLICATION →→→



# PORTO KNX APP

## WE MAKE LEARNING KNX FREE, Easy, SIMPLE, ATTRACTIVE

**DOWNLOAD AND CREATE ACCOUNT FOR FREE**

NOW, YOU CAN LEARN KNX EASILY FOR FREE

DON'T MISS OUR HUGE OFFERS BY FOLLOWING OUR NOTIFICATIONS

1



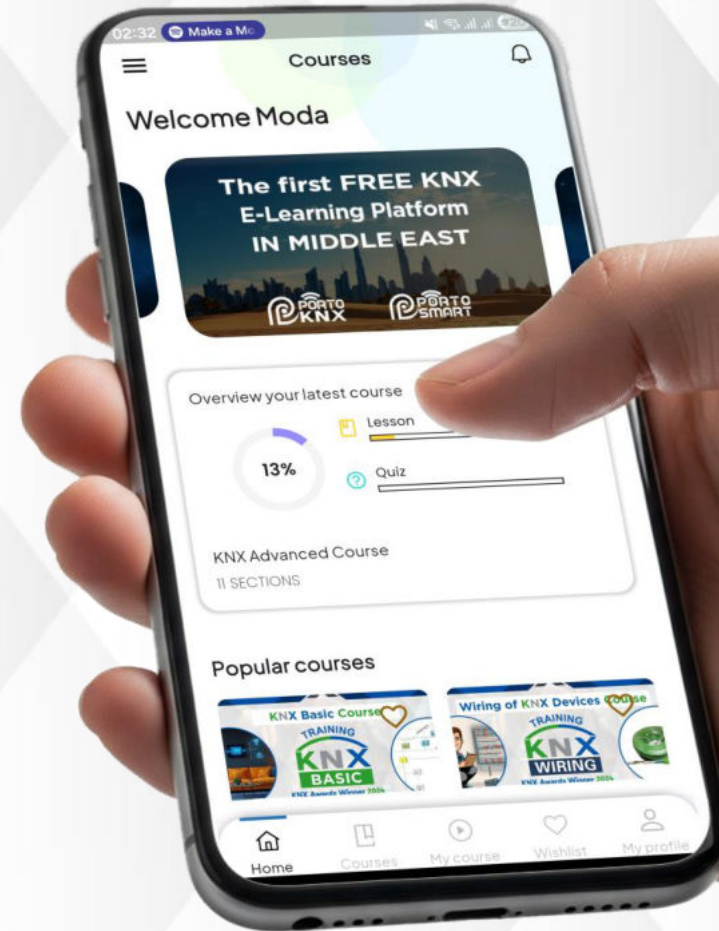
# Mobile Application@ Porto KNX



**FREE** One of our biggest achievements was developing the Porto **KNX** App.

**Now, KNX** learning is no longer limited to classrooms or training centers...

**You can learn KNX** anytime, anywhere — right in the palm of your hands.



1



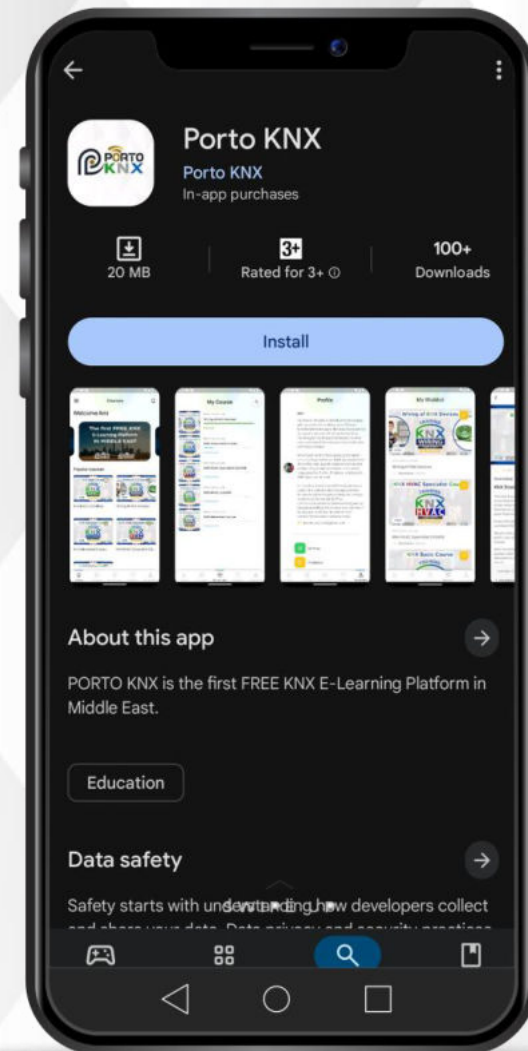
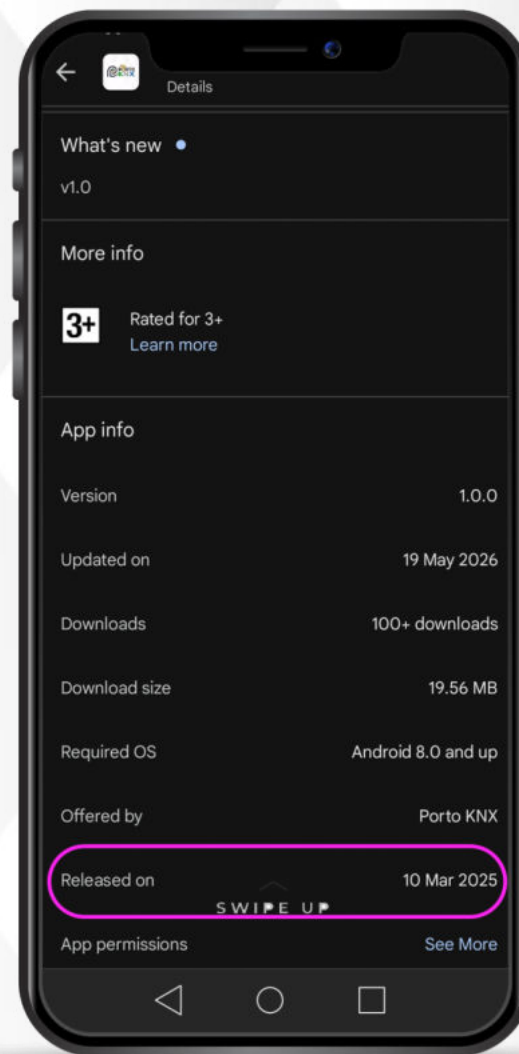
# Mobile Application@ Porto KNX



**FREE** Exciting news! Our FREE KNX video content offers valuable insights into wiring, installation, and programming of KNX devices using our **New Mobile Application**.

**FREE** Now, The first KNX E-Learning Mobile APP in Middle East and world is available to everyone for Free.

**FREE** Our APP was released on **March 2025**

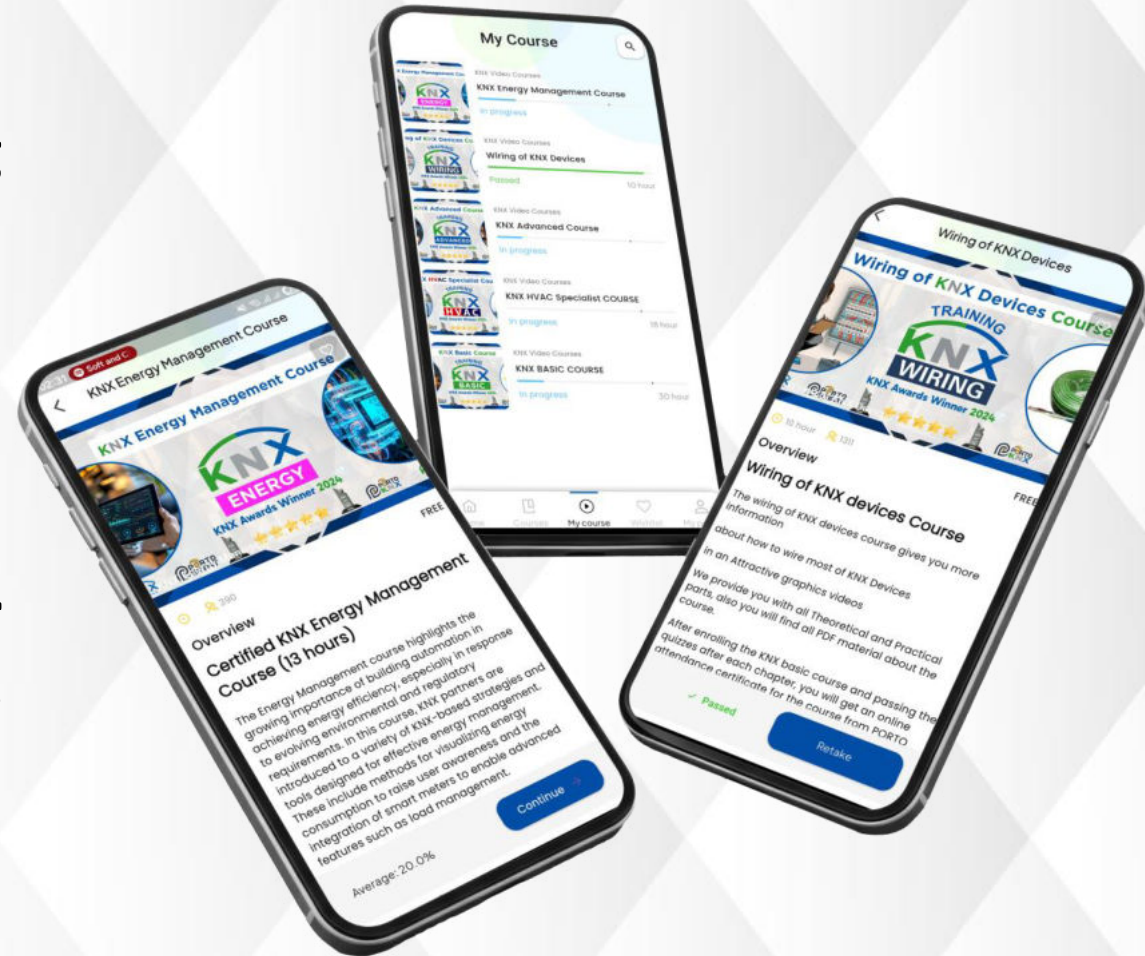




**FREE** Starting this project in 2025, we've curated over **200 videos**, all accessible to everyone using our **Mobile APP**.

The Porto **KNX** App is a complete free platform dedicated only to KNX learning and education.

It was designed to simplify **KNX** technology for students, engineers, and professionals everywhere.



1

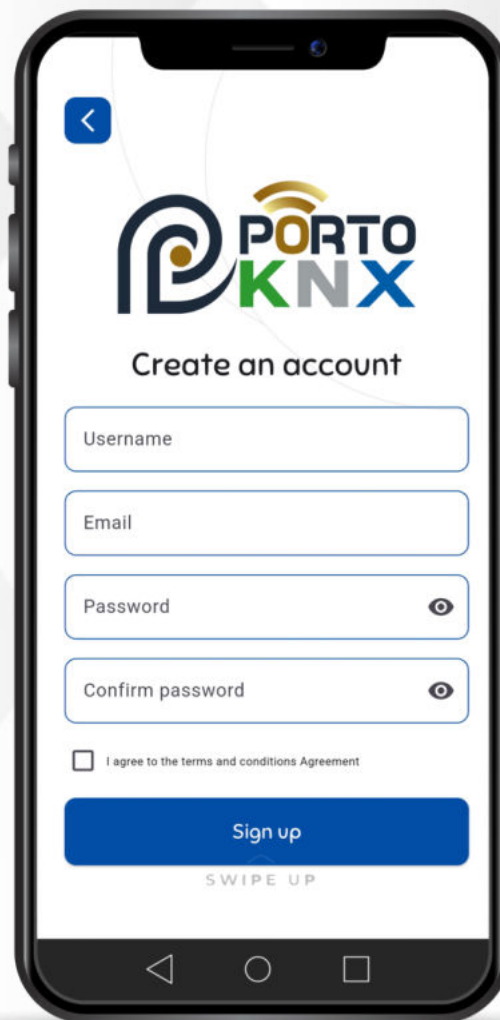


## Mobile Application@ Porto KNX



**FREE** Through Porto **KNX** APP, users can:

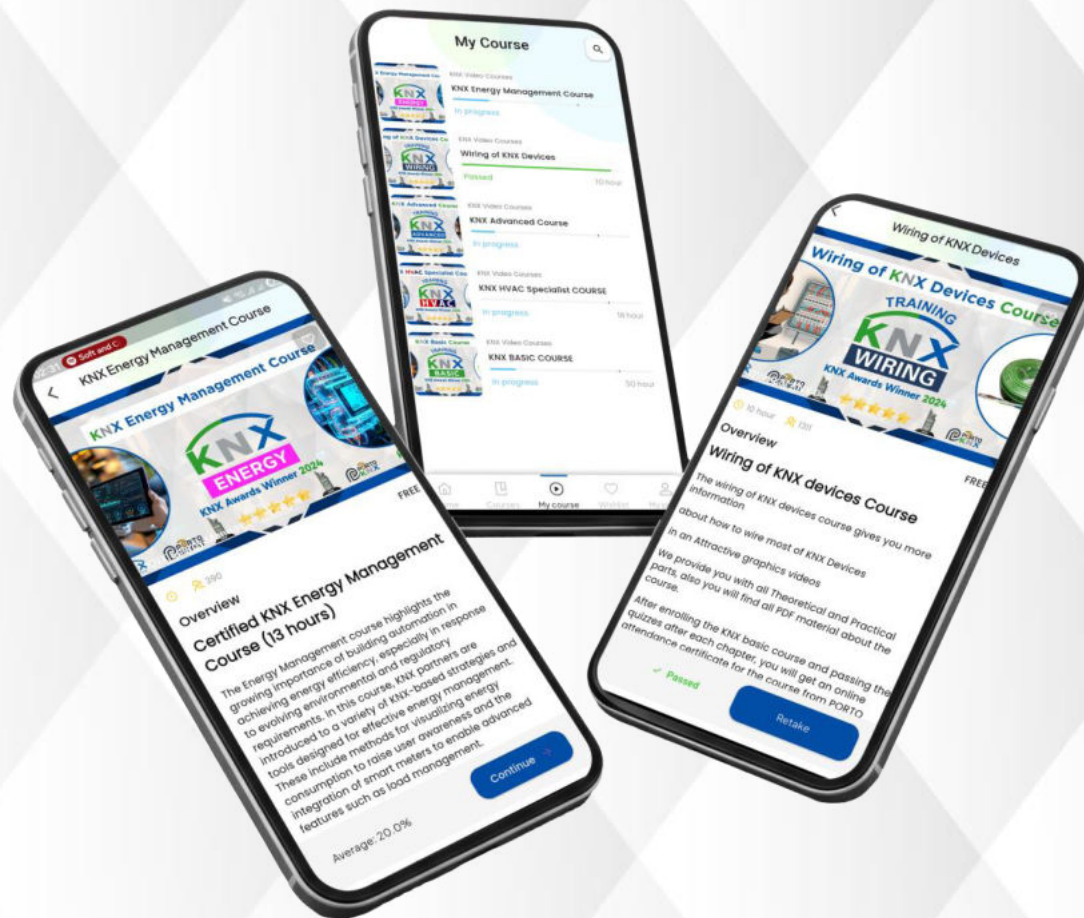
- ❖ Register and Sign up for free.
- ❖ Sign In for free anytime.





**FREE** Through the Porto **KNX** App,

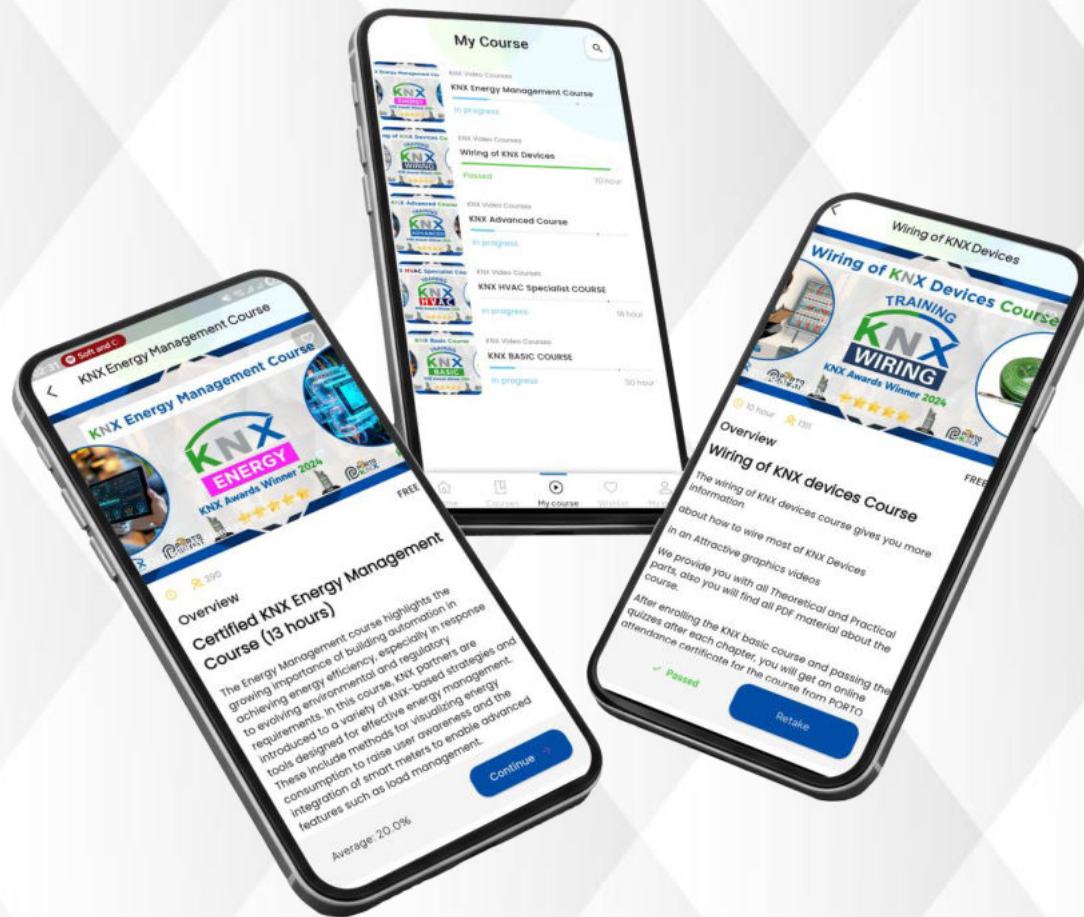
- ❖ Users can access a complete learning platform dedicated entirely to **KNX** education and smart automation technologies.
- ❖ The application is designed to provide an easy, modern, and flexible learning experience for students, engineers, integrators, and anyone interested in **KNX** systems.





**FREE** Users can explore the latest and most popular **KNX** courses available on the platform, allowing them to stay updated with new technologies, advanced applications, and professional training content.

**FREE** The app provides a smooth and organized learning experience, helping trainees continue their educational journey anytime and anywhere.





**FREE** Users can enroll in a wide range of professional **KNX** courses, including:

- ❖ **KNX Basic Course**, designed for beginners who want to understand the fundamentals of **KNX** smart home and building automation systems.
- ❖ **KNX Advanced Course**, focused on advanced programming, logic functions, integration methods, and professional project implementation.





**FREE** Users can enroll in a wide range of professional **KNX** courses, including:

- ❖ **KNX HVAC Specialist Course**, covering smart control solutions for heating, ventilation, and air conditioning systems using **KNX** technology.
- ❖ **KNX Energy Management Course**, which explains how **KNX** can be used for energy monitoring, optimization, and efficient building management.





**FREE** Users can enroll in a wide range of professional **KNX** courses, including:

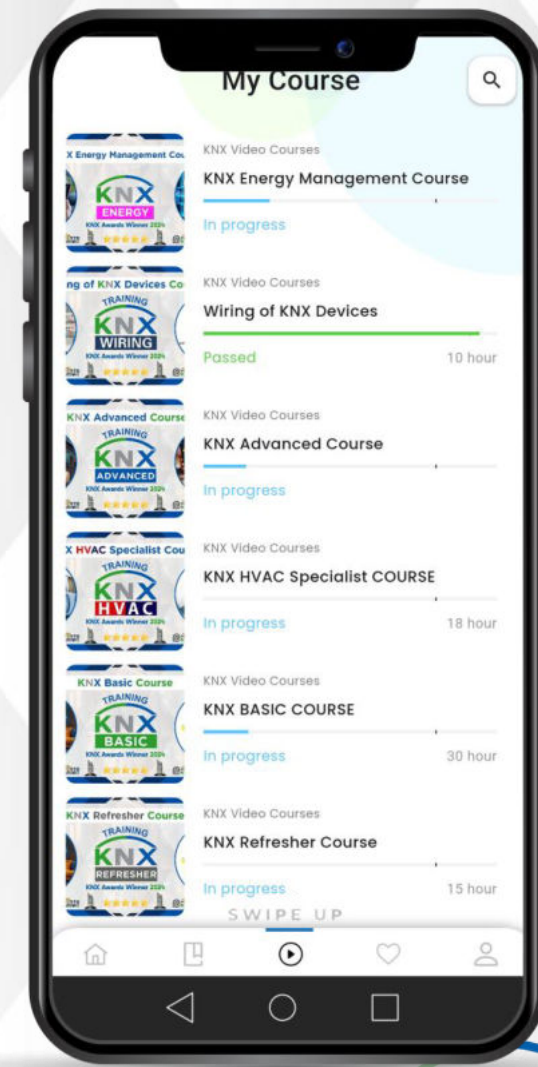
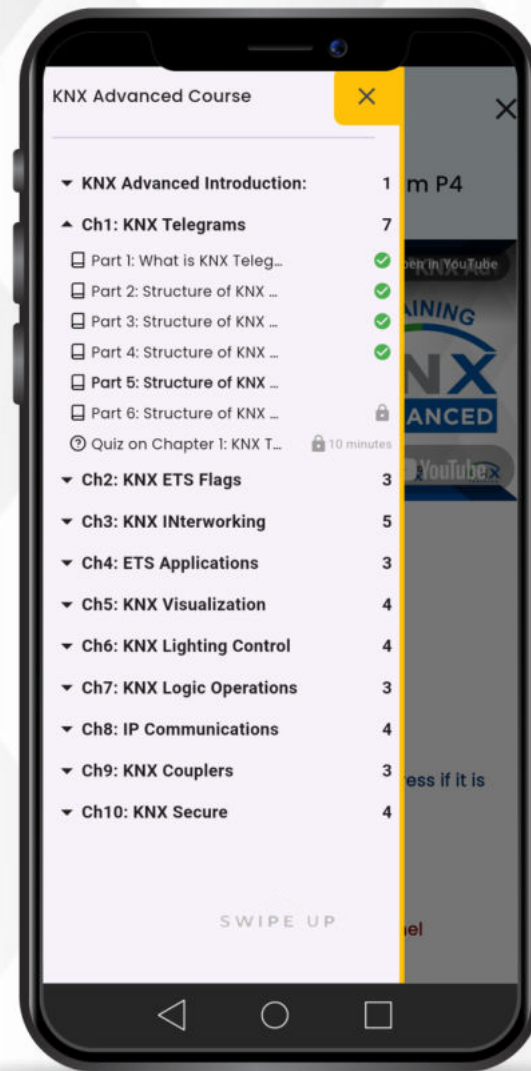
- ❖ **KNX** Refresher Course, created to help trainees review important concepts and strengthen their technical knowledge.
- ❖ **Wiring of KNX** Devices, providing practical guidance and technical understanding for proper **KNX** installation and device connections.





**FREE** Through Porto KNX APP, users can:

- ❖ The Porto KNX App also helps users track their learning progress easily, allowing them to continue from the latest lesson they completed without losing their progress.

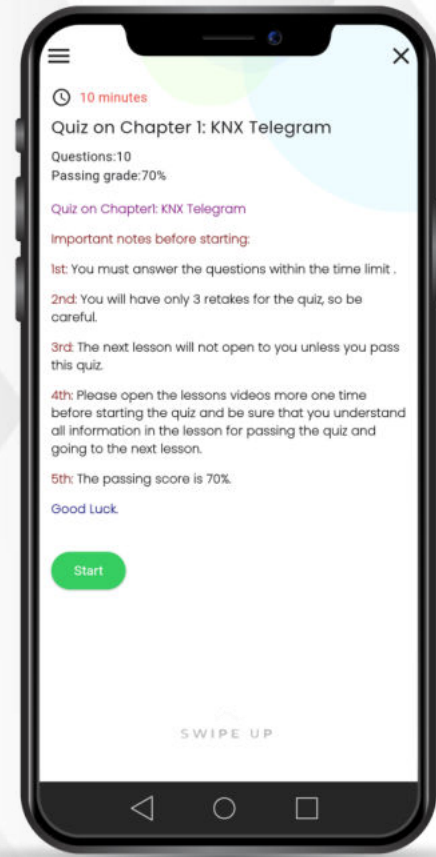
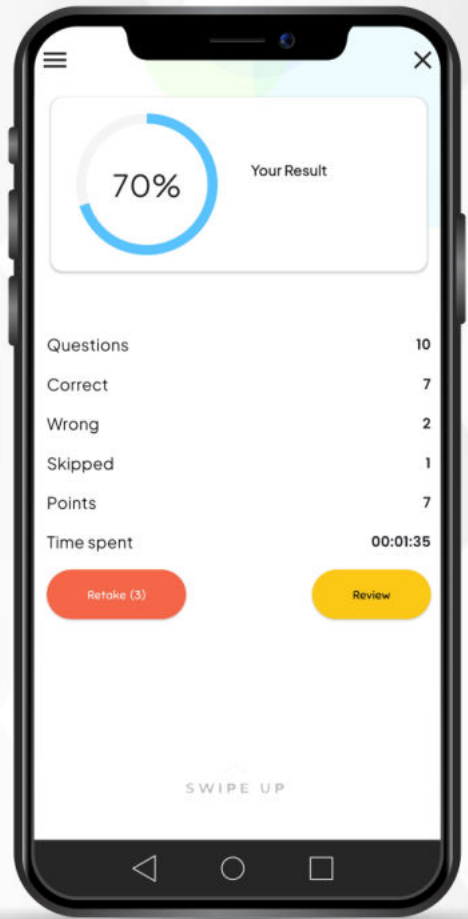
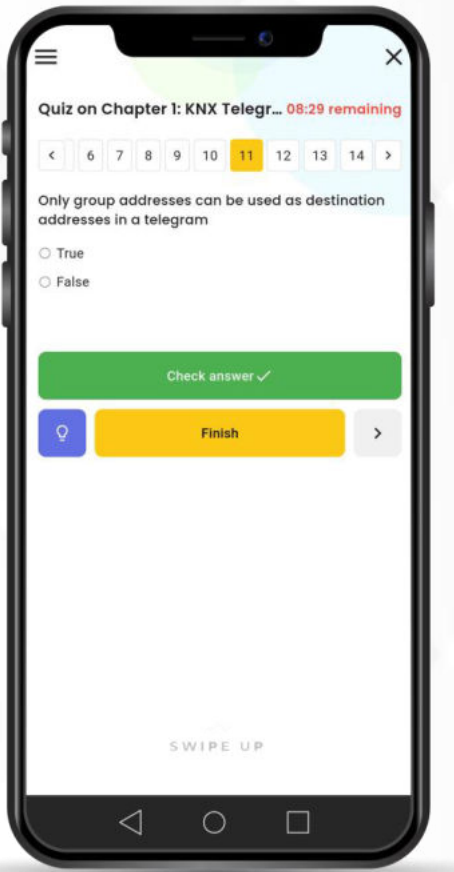




# Mobile Application@ Porto KNX



**FREE** Through Porto **KNX** APP, users can >>>>> In addition, trainees can access quizzes, educational materials, technical documents, and digital certificates directly through the application.





**FREE** Through Porto **KNX** APP, users can:

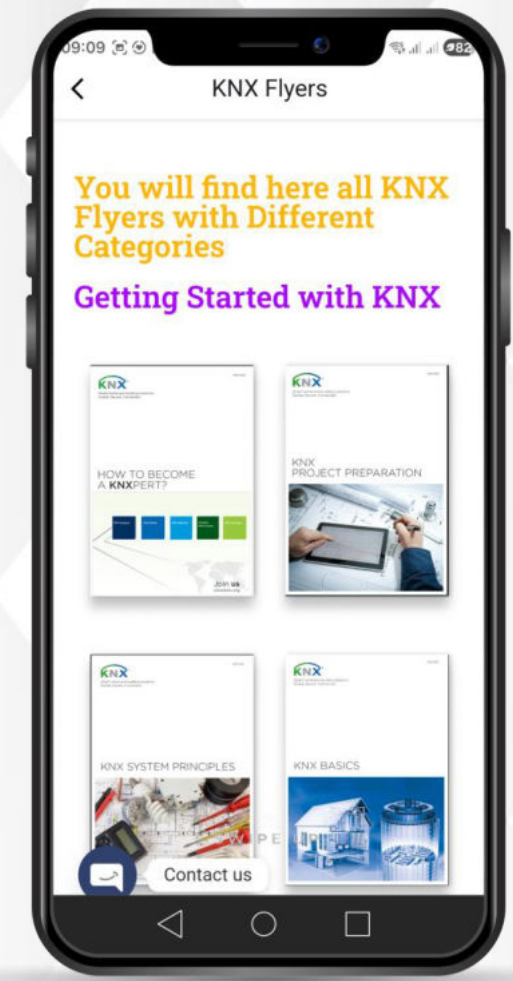
❖ Receive attendance certificates





**FREE** Through Porto **KNX** APP, users can:

- ❖ Access a complete digital library of **KNX** educational resources designed to support their learning journey anytime and anywhere.
- ❖ The application allows users to access **KNX** books for all **KNX** courses directly through the platform, making it easier for trainees to study, review technical concepts, and follow course content in an organized and professional way.





**FREE** Through Porto **KNX APP**, users can:


**Porto KNX App** provides access to **KNX** flyers and brochures, allowing users to explore product information, system solutions, and the latest **KNX** technologies in a simple and convenient digital format.





**FREE** Through Porto **KNX APP**, users can:

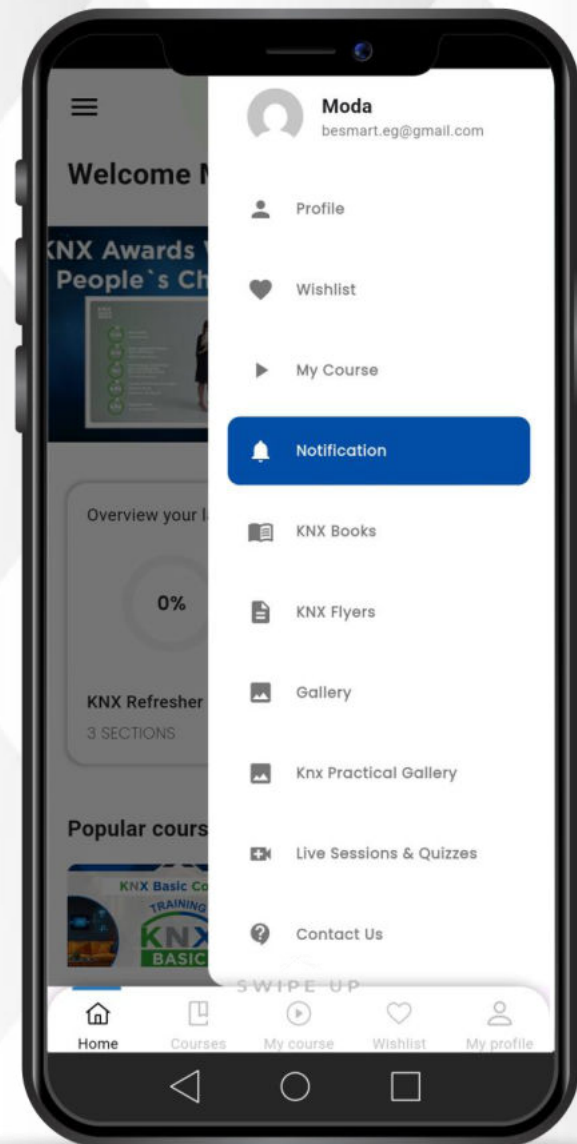
- ❖ To further support Arabic-speaking learners, the platform also provides translated **KNX** educational content and technical resources in Arabic, making **KNX** learning more accessible to a wider audience across the region.





**FREE** Through Porto **KNX APP**, users can:

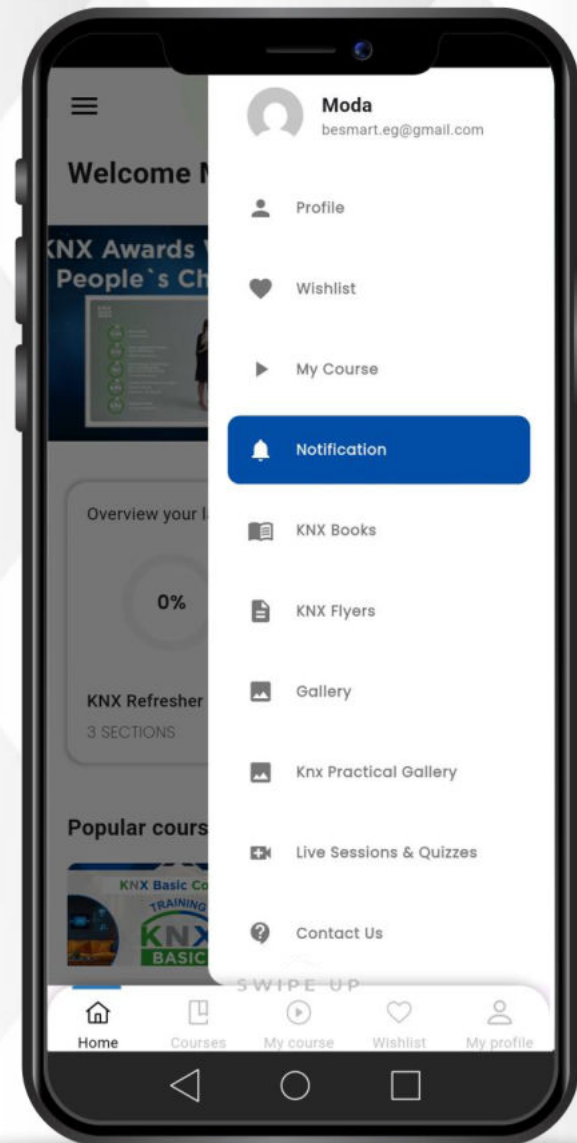
- ❖ Through the **Porto KNX App**, users can stay continuously connected with our educational community by receiving instant push notifications about our latest events, activities, training sessions, newly added courses, and important updates.





**FREE** Through Porto **KNX APP**, users can:

- ❖ These notifications help users stay informed about upcoming onsite events, live sessions, online activities, competitions, quizzes, and new educational content available on the platform, ensuring they never miss any opportunity to learn, participate, and engage with the **KNX** community.





**FREE** Through Porto **KNX APP**, users can:

- ❖ Explore galleries featuring our trainings, workshops, exhibitions, onsite events, and various educational activities related to **KNX** smart home and building automation technologies.






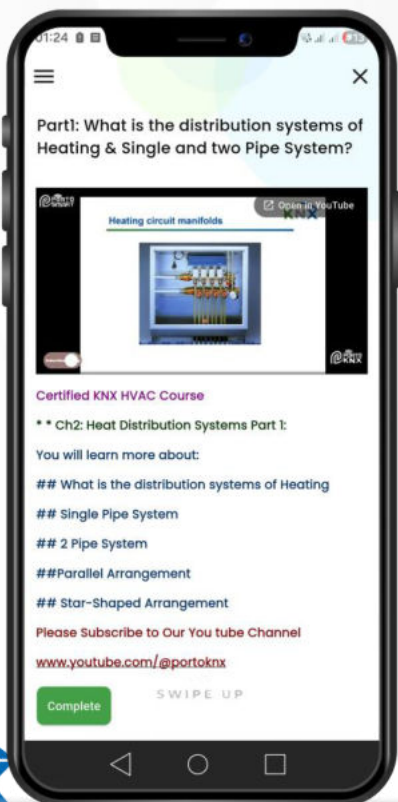
**FREE** Through Porto KNX APP, users can:

- ❖ These galleries showcase real learning experiences, practical training sessions, technical workshops, and community engagement activities, giving users a closer look at our educational journey, achievements, and efforts to spread KNX knowledge and awareness across the region.





**FREE** Our goal was simple... to make **KNX** learning accessible everywhere, for everyone. With the Porto **KNX** App, we are creating a modern educational platform that helps students, engineers, and professionals learn **KNX** anytime, anywhere, through practical, flexible, and completely accessible learning resources.





◀◀◀ **2- KNX ENERGY MANAGEMENT COURSE** ▶▶▶



**FREE** 💡 We offer the **KNX** Energy Management Course designed for both beginners and advanced learners,

Helping engineers and students understand how **KNX** can play an important role in energy monitoring, optimization, and energy-saving solutions within smart homes and buildings.

The **KNX** Energy Management Course is explained in Full HD quality, providing a complete and easy-to-follow learning experience.



**Full HD**  
**1080**





**FREE** 💡 As this is one of the newest **KNX** courses released only a few months ago, we quickly prepared and developed professional educational video content to simplify the concepts and make the course more accessible to learners.

We also added the complete course materials and PDF resources to our **KNX** E-Learning website platform and to our new **Porto KNX Mobile App**, allowing users to study anytime and anywhere through a modern and flexible digital learning environment.



**Full HD**  
**1080**





Playlist	Chapter	Description
KNX Energy Management	Certified Courses	Ch: Energy Management Part1 Energy Management for saving energy
KNX Energy Management	Certified Courses	Ch: Energy Management Part2 Smart meter, Metering & Smart grid
KNX Energy Management	Certified Courses	Ch: Energy Management Part3 Connect KNX to M-Bus
KNX Energy Management	Certified Courses	Ch: Energy Management Part4 Topology of M-Bus Protocol & Setting in ETS6
KNX Energy Management	Certified Courses	Ch: Energy Management Part5





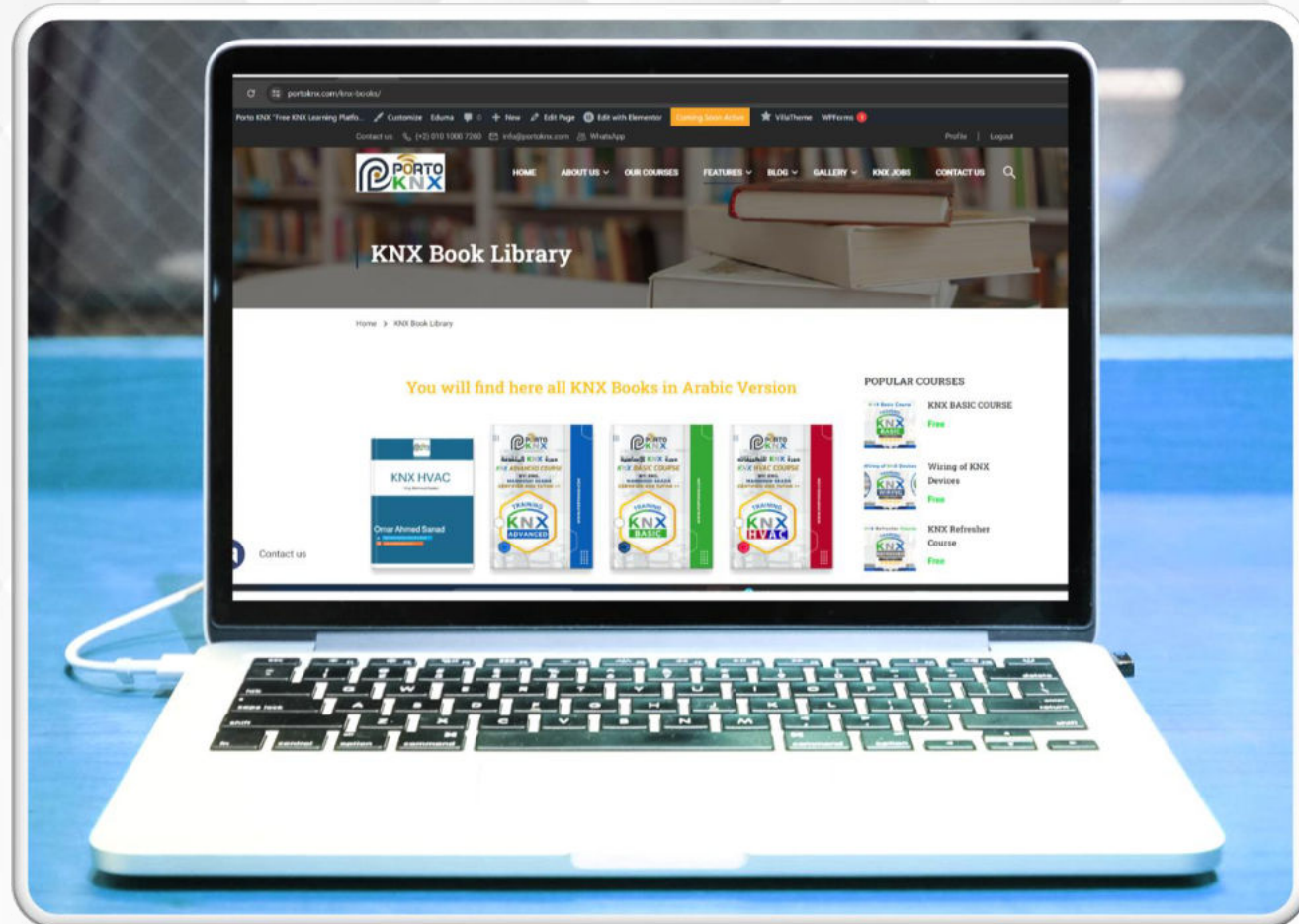
◀◀◀ 3- KNX ENERGY MANAGEMENT BOOK IN AR ▶▶▶

- ❖ Translating engineering Topics into Arabic is a difficult task.
- ❖ To support Arabic-speaking engineers and students...
- ❖ In 2026 We translated the new **KNX Energy Management** content into Arabic and made it available completely free of charge.
- ❖ Because knowledge should never have a language barrier.
- ❖ We believe that expanding **KNX** starts with making information accessible to all





- ❖ We offer a Digital Copy available online on our website platform Also On our **Mobile App**.
- ❖ Additionally, we provide hard copies of our books, giving our trainees the freedom to choose their preferred format.





←←← 4- ON-SITE LIVE SESSIONS & EVENTS →→→

❖ We have organized numerous **free onsite live sessions** and training courses dedicated to spreading **KNX** knowledge and making professional smart automation education accessible to everyone.





- ❖ These sessions included complete **KNX** courses such as the **KNX** Basic Course, **KNX** HVAC Specialist Course, **KNX** Energy Management Course, and **KNX** Advanced Course, covering both theoretical and practical training to provide a complete learning experience for students and engineers.



❖ Our main goal has always been simple — to help anyone interested in **KNX** technology enhance their knowledge and develop their skills, especially those who may not have the financial ability to access professional training courses.





❖ **These events included:**  
live **KNX** demonstrations, interactive technical quizzes, educational discussions, and practical presentations designed to create real engagement with students and engineers.

We also provided free certified **KNX** courses as prizes for winners, encouraging participants to continue learning and developing their careers in smart automation technologies.



4



# FREE KNX On-Site LIVE Sessions & Events



❖ Our purpose was not only to teach **KNX**, but also to build excitement, awareness, and practical understanding of smart home and building technologies through real experiences, interactive activities, and direct community engagement.









4



# FREE KNX On-Site LIVE Sessions & Events






**<<< 5- PROVIDE FREE KNX DEVICES FOR STUDENTS >>>**


❖ As part of our mission to support education and empower the next generation of smart home and building automation engineers, we proudly provide free KNX devices and technical support for students working on their practical graduation projects.




- ❖ We believe that learning should not stop at theory only.
- ❖ Real understanding comes from hands-on experience...
- ❖ from wiring devices, programming systems, solving real technical challenges, and building complete smart automation solutions.




- ❖ That is why we decided to directly support students by giving them access to real KNX hardware and professional tools that help them transform their ideas into real working projects.



- ❖ Through this initiative, students can use KNX devices in their graduation projects completely free of charge, depending on the project requirements and available resources.
- ❖ The supported devices may include:
  - ❖ KNX Power supplies
  - ❖ KNX actuators
  - ❖ KNX Keypads
  - ❖ KNX Touch panels & Server
  - ❖ Smart lighting control devices
  - ❖ Energy monitoring devices
  - ❖ And other KNX smart automation components



- ❖ Our support is not limited to devices only.
- ❖ We also provide technical guidance, engineering consultation, and practical training to help students understand how to design, program, and implement professional **KNX** systems correctly.
- ❖ We work in cooperation with universities, academic training centers, and companies interested in smart home and building technologies to create real opportunities for students and encourage innovation in the field of automation.



- ❖ Through this support, students are able to:
  - ❖ Build real smart home and smart building projects
  - ❖ Gain practical experience before entering the job market
  - ❖ Improve their technical and engineering skills
- ❖ Understand international **KNX** standards
- ❖ Develop creative automation solutions
- ❖ Increase their opportunities for future careers in smart technologies



- ❖ Our goal is to make **KNX** education easier, more practical, and accessible for every student and future engineer in the Arabic region.
- ❖ We are proud to see students creating innovative graduation projects using **KNX** technology...
- ❖ and even more proud to help them take their first steps toward becoming professional automation engineers.





- ❖ This initiative reflects our belief that investing in students today means building the future of smart buildings tomorrow.
- ❖ And this is only one part of our continuous efforts to spread **KNX** knowledge, practical education, and smart automation culture across universities and educational communities.



## ❖ Graduation project: Wiring & Installation:



## ❖ Graduation project: Wiring & Installation:






## ❖ Graduation project: Full control using KNX touch screen




**5** **LIVE** Provide FREE KNX Devices for Supporting Students

❖ Graduation project: Full control using Mobile App>>



❖ Graduation project: Full Control using Voice command "Alexa" >>>





**<<< 6- SUPPORT GRADUATION PROJECTS FOR STUDENTS >>>**



- ❖ We support the graduation projects for students of engineering faculties.
- ❖ We provide comprehensive technical support for engineering students' graduation projects, focusing on smart homes and buildings. Our assistance aims to equip students with the skills needed for the labor market.



# 6 Support of **KNX** Graduation Projects For Students



- ❖ We kick off the **KNX** graduation projects by engaging our students in the analysis process, guiding them through device selection, and teaching them how to calculate the number of devices required and estimate project costs.
- ❖ Excited to see our students grow and excel in their projects!

Devices	Description	Order number	Manufacture	Quantity	Unit Price(\$)	Total Price(\$)	
1	Power Supply	KNX Power Supply 640mA	BBPS-02/640.1	GVS	2	285	570
2	Line Coupler	Line coupler V1.4	BNLC-00/00.3	GVS	1	440	440
2	Combo actuator	KNX Multifunctional Actuator with Secure 24-Fold 10A, 12SU MDRC	AMMA-24/10.S	GVS	3	780	2340
3	Dimming actuator	KNX Dimming Actuator with Secure 4-Fold 16A, 8SU MDRC	ADTV-04/16.S	GVS	3	305	915
4	1-Gang push button	KNX Push Button Sensor, 1 gang, 55mm	CHPLE-02/02.2.03	GVS	15	130	1950
5	2-Gang push button	KNX Push Button Sensor, 2 gang, 55mm	CHPLE-04/02.2.03	GVS	1	140	140
6	3-Gang push button	KNX Push Button Sensor, 3 gang, 55mm	CHPLE-06/02.2.03	GVS	0	155	0
7	4-Gang push button	KNX Push Button Sensor, 4 gang, 55mm	CHPLE-08/02.2.03	GVS	0	165	0
8	IR-Emitter	KNX IR Emitter, Flush-mounted, 2-Fold	BTIRF-02/00.2	GVS	0	180	0
9	Touch Panel	KNX Smart Touch S7_V1	CHTI-7.0/120.1.23	GVS	5	945	4725
0	KNX Energy Meter	SpaceLogic KNX Energy Meter, REG-K/3x230 V/16 A	MTN6600-0603	Schneider	1	232	232
1	Presence Sensor	KNX Presence Sensor with Secure, Microwave	CSBPM-04/00.1.01	GVS	6	275	1650
2	Motion Sensor	KNX Outdoor movable motion sensor	CSBP-04/00.1.01	GVS	13	160	2080
3	Stair Light Sensor	KNX Outdoor movable motion sensor	CSBP-04/00.1.01	GVS	3	160	480
4	KNX Water Flood Detector	KNX Water flood detector 1A	IIR401-0112	Interra	8	80	640
5	KNX Air Quality Sensor	KNX Air Quality Sensor V2_V1.3	CSAQI-06/00.1.01	GVS	11	540	5940
6	Binary Input	KNX Binary input for floating contact 16-Fold	CTBIF-16/00.1	GVS	0	210	0
6	Binary Input	KNX Binary input for floating contact 8-Fold	CTBIF-8/00.1	GVS	1	155	155
7	KNX Bus Cable			GVS			0
Total Cost (\$)		22257					
Programming Cost (\$)		3338.55					





Room Name	Switching	Dimming	RGB	1-Gang Push button	2-Gang Push button	3-Gang Push button	4-Gang Push button	Touch Panel	Curtain	Shutters	Garage	Ventilation	IR-Emitter	Heating	Glass Break	Smoke Detector	Magnetic Contact	Water flood detector	Motion Sensor	Presence Sensor	Stair Light Sensor	Gas Leakage Sensor	Air Quality Sensor	Gas Valve	Water Valve	Alarm Siren
Kitchen	3				1							1			1		1	1					4		1	
Generator Room	1			1								1											1			
Driver Room	1							1					1													1
Guard Room	2							1																		
Storage 1	1			1								1				1										
Storage 2	1			1								1				1										
Service Room	1	1						1					1	1												
Garage	2			2						1									5							1
Jacuzzi	9	5						1							1			1	3			1			1	
Sauna	1	1																1								
Office	2	1						1						1						1				1		
Corridor 1	2			1															2			1				
Corridor 2	1			1															1							1
Stairs	1			1															1			1				1
Toilet 1	2			1								1						1		1			1		1	
Toilet 2	1			1								1						1		1			1		1	
Toilet 3	2			1								1						1		1			1		1	
Toilet 4	2			1								1						1		1			1		1	
Toilet 5	2			1								2						1		1			2		1	
Ramp	1			1															2							
Incoming Water Valve																									1	
Auto Sum	38	8	1	15	1	0	0	5	0	0	1	10	4	2	2	2	2	8	13	6	3	0	11	0	9	4

Page 1

Page 3

Page 5

Page 2

Page 4

Page 6

Combo Actuator Channel	67
No. of Combo Actuator (24)	3
Dimming Actuator Channel	12
No. of Dimming Actuator (4)	3
Binary Input Channel	6
No. of Binary Input (8)	1



# 6 Support of **KNX** Graduation Projects For Students



❖ the next step, We worked hard and they finished the cost estimation of project and selection of **KNX** devices by themselves

Devices	Description	Order number	Manufacture	Quantity	Unit Price(\$)	Total Price(\$)
1	Power Supply	Power supply, Spacelogic KNX, REG-K/1280mA	Schneider	1	1,842.26	1842.26
2	IP Router LC	Line coupler_V1.4	GVS	1	440	440
2	Combo actuator	KNX Multifunctional Actuator with Secure 24-Fold 10A, 12SU MDRC	GVS	6	780	4680
3	Dimming actuator	KNX Dimming Actuator with Secure 4-Fold 16A, 8SU MDRC	GVS	6	305	1830
4	1-Gang push button	KNX Push Button Sensor, 1 gang, 55mm	GVS	13	130	1690
5	2-Gang push button	KNX Push Button Sensor, 2 gang, 55mm	GVS	9	140	1260
7	4-Gang push button	KNX Push Button Sensor, 4 gang, 55mm	GVS	1	165	165
8	IR-Emitter	KNX IR Emitter, Flush-mounted, 2-Fold	GVS	9	180	1620
9	Touch Panel	KNX Smart Touch S7_V1	GVS	8	945	7560
10	KNX Energy Meter	SpaceLogic KNX Energy Meter, REG-K/3x230 V/16 A	Schneider	1	232	232
11	Presence Sensor	KNX Presence Sensor with Secure, Microwave	GVS	8	275	2200
12	Motion Sensor	KNX Outdoor movable motion sensor	GVS	4	160	640
13	Stair Light Sensor	KNX Outdoor movable motion sensor	GVS	2	160	320
14	KNX Water Flood Detector	KNX Water flood detector 1A	Interra	8	80	640
15	KNX Air Quality Sensor	KNX Air Quality Sensor V2_V1.3	GVS	8	540	4320
18	KNX Bus Cable	Standard KNX 4-core ( Per meter )	GVS	500	5	2500
20	Weather Station	KNX GPS Weather StationPro_V1.1	GVS	1	3780	3780
Total Cost		35719.26	Page 4		Page 6	
Programming Cost		5357.889				



# 6 Support of **KNX** Graduation Projects For Students



❖ We open a lot of sessions with the students to follow them and revise every step the worked on, that is to support and put them on the correct way



# 6 Support of KNX Graduation Projects For Students



- ❖ After selection the devices and put them in their positions, we assign individual addresses for every KNX device
- ❖ Calculate the total consumption power to determine number of lines and KNX power supplies in easy and simple way

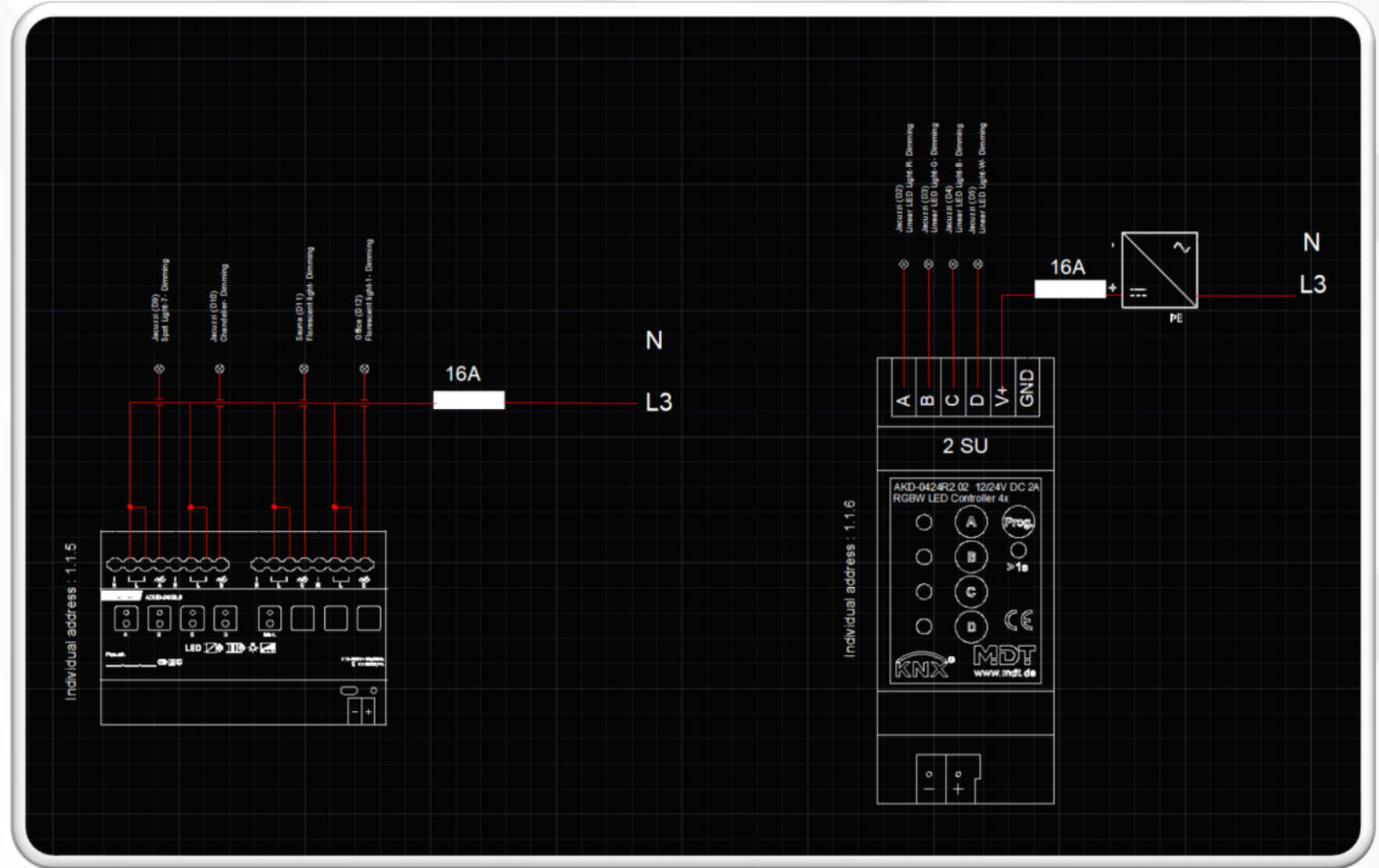
No	Devices	Description	Order number	Manufacture	Quantity	Bus mA	Auxiliary power in mA at 24Vdc	Total Bus mA	Total auxiliary power in mA at 24Vdc	
1	Line Coupler	Line coupler_V1.3	BNLC-00/00.3	GVS	1	10	0	10	0	
2	Combo actuator	KNX Multifunctional Actuator with Secure 24-Fold 10A, 12SU MDRC	AMMA-24/10.S	GVS	5	12	0	60	0	
3	Dimming actuator	KNX Universal Dimming Actuator with Secure 4-Fold 8SU MDRC	ADUD-04/02.3	GVS	1	7.5	0	7.5	0	
4	Dimming actuator	KNX LED Controller 4 Channels , 2/4A	AKD-0424R2.02	MDT	1	10	0	10	0	
5	1-Gang push button	KNX Push Button Sensor, 1 gang, 55mm	CHPLE-02/02.2.03	GVS	6	12	0	72	0	
6	2-Gang push button	KNX Push Button Sensor, 2 gang, 55mm	CHPLE-04/02.2.03	GVS	3	12	0	36	0	
7	3-Gang push button	KNX Push Button Sensor, 3 gang, 55mm	CHPLE-06/02.2.03	GVS	1	12	0	12	0	
8	4-Gang push button	KNX Push Button Sensor, 4 gang, 55mm	CHPLE-08/02.2.03	GVS	0	12	0	0	0	
9	IR-Emitter	KNX IR Emitter, Flush-mounted, 2-Fold	BTIRF-02/00.2	GVS	5	9.5	0	47.5	0	
10	Touch Panel	KNX Smart Touch S7_V1	CHTI-7.0/120.1.23	GVS	5	3.8	170	19	850	
11	KNX Energy Meter	SpaceLogic KNX Energy Meter, REG-K/3x230 V/16 A	MTN6600-0603	Schneider	1	12.5	0	12.5	0	
12	Presence Sensor	KNX Presence Sensor with Secure, Microwave	CSBPM-04/00.1.01	GVS	2	4.5	24.5	9	49	
13	Motion Sensor	KNX Outdoor movable motion sensor	ITR410-003	Interra	5	10	0	50	0	
14	Stair Light Sensor	KNX Outdoor movable motion sensor	ITR410-004	Interra	4	10	0	40	0	
15	KNX Water Flood Detector	KNX Water flood detector 1A	ITR401-0112	Interra	3	10	0	30	0	
16	KNX Air Quality Sensor	KNX Air Quality Sensor V2_V1.3	CSAQL-06/00.1.01	GVS	3	3	34	9	102	
17	Binary Input	KNX Binary input for floating contact 16-Fold	CTBIF-16/00.1	GVS	2	15	0	30	0	
18	Binary Input	KNX Binary input for floating contact 8-Fold	CTBIF-8/00.1	GVS	1	14.5	0	14.5	0	
								<b>Total Power Consumption</b>	<b>469</b>	<b>1001</b>



# 6 Support of KNX Graduation Projects For Students



❖ After that we put the basics for electrical wiring of the selected Devices, Then they make the drawings of electrical works for the project







Room Name	Circuit Number	Circuit Name
Kitchen	L1	Florescent light-1
	L2	Florescent light-2
	L3	Spot light
	V1	Ventillation
	W1	Water Valve
		AC
Generator Room	L4	Florescent light
	V2	Ventillation
Driver Room	L5	Florescent light
		AC
Guard Room	L6	Florescent light-1
	L7	Florescent light-2
	Si1	Siren
		AC
Storage 1	L8	Florescent light
	V3	Ventillation
Storage 2	L9	Florescent light
	V4	Ventillation
Service Room	D1	Florescent light- Dimming
	H1	Heating
		AC
	L10	Florescent light-1
	L11	Florescent light-2

Room Name	Circuit number	Individual Address	
		Combo Actuator	Dimming Actuator
Living Room 1	D1	RGB LED light (R)	CH.1
	D2	RGB LED light (G)	CH.2
	D3	RGB LED light (B)	CH.3
			1.2.1
	L1	Chandelier light	CH.1
	L2	Apllique light	CH.2
	L3	Spot light-1	CH.3
	L4	Spot light-2	CH.4
	C1	Curtain-1-on	CH.5
	C2	Curtain-1-off	CH.6
	C3	Curtain-2-on	CH.7
	C4	Curtain-2-off	CH.8
	C5	Curtain-3-on	CH.9
	C6	Curtain-3-off	CH.10
	C7	Curtain-4-on	CH.11
	C8	Curtain-4-off	CH.12
	S1	Shutter-1-up	CH.13
	S2	Shutter-1-down	CH.14
	S3	Shutter-2-up	CH.15
	S4	Shutter-2-down	CH.16
	S5	Shutter-3-up	CH.17
S6	Shutter-3-down	CH.18	
S7	Shutter-4-up	CH.19	
S8	Shutter-4-down	CH.20	
H1	Heater	CH.21	
	AC	1.2.2	
	L5	LED light	CH.1
	L6	Chandelier light	CH.2

Page 1

Page 1



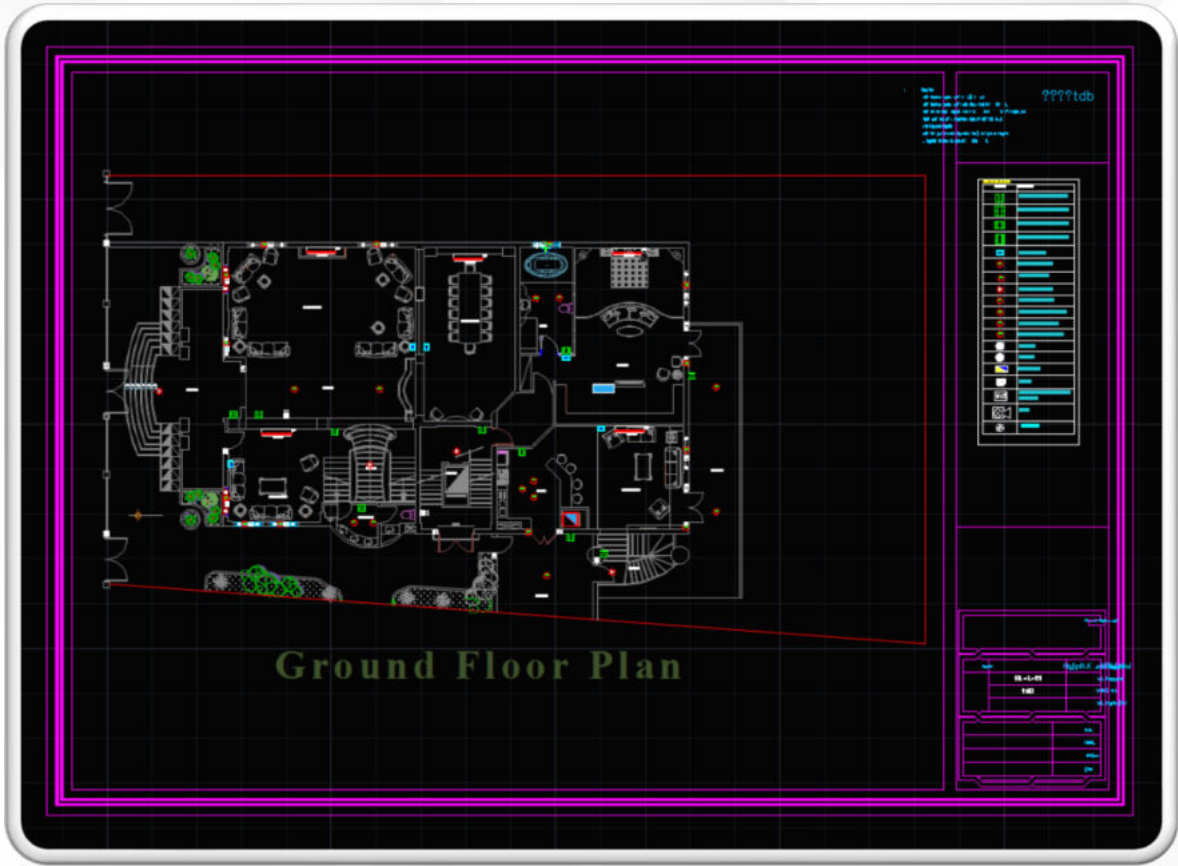
- ❖ We teach them How to Make the Panel Sizing, arrange KNX devices in the electrical panel,
- ❖ all drawing outputs had done by the students themselves.
- ❖ We guide them to start the Project in the correct way.
- ❖ We start Supporting them from first point to the end of their graduation projects



# 6 Support of KNX Graduation Projects For Students



❖ We teach them all things about programming devices using ETS6 with all functions





- ❖ We give them all **KNX** Courses from Basic, HVAC and Advanced, that is to make them programming the devices in simple way with all functions required for the project.
- ❖ Also we provide them with Certified **KNX** Basic Course as they introduce their project to their supervisors in their faculty and they are officially **KNX** Partners.
- ❖ They also trained on our **KNX** smart kit as practical Sessions for FREE


CERTIFIED KNX TRAINING CENTER

PORTO SMART  
KNX PARTNER

PORTO KNX  
KNX TRAINING

JOIN US NOW

CERTIFIED **KNX** BASIC, HVAC, ADVANCED & TUTOR COURSES

6  Support of **KNX** Graduation Projects For Students





# 6 Support of **KNX** Graduation Projects For Students



❖ They also trained on our **KNX** smart kit as practical Sessions for FREE

CERTIFIED KNX TRAINING CENTER



**JOIN US NOW**

CERTIFIED **KNX** BASIC, HVAC, ADVANCED & TUTOR COURSES

CERTIFIED KNX TRAINING CENTER


 



**JOIN US NOW**

CERTIFIED **KNX** BASIC, HVAC, ADVANCED & TUTOR COURSES

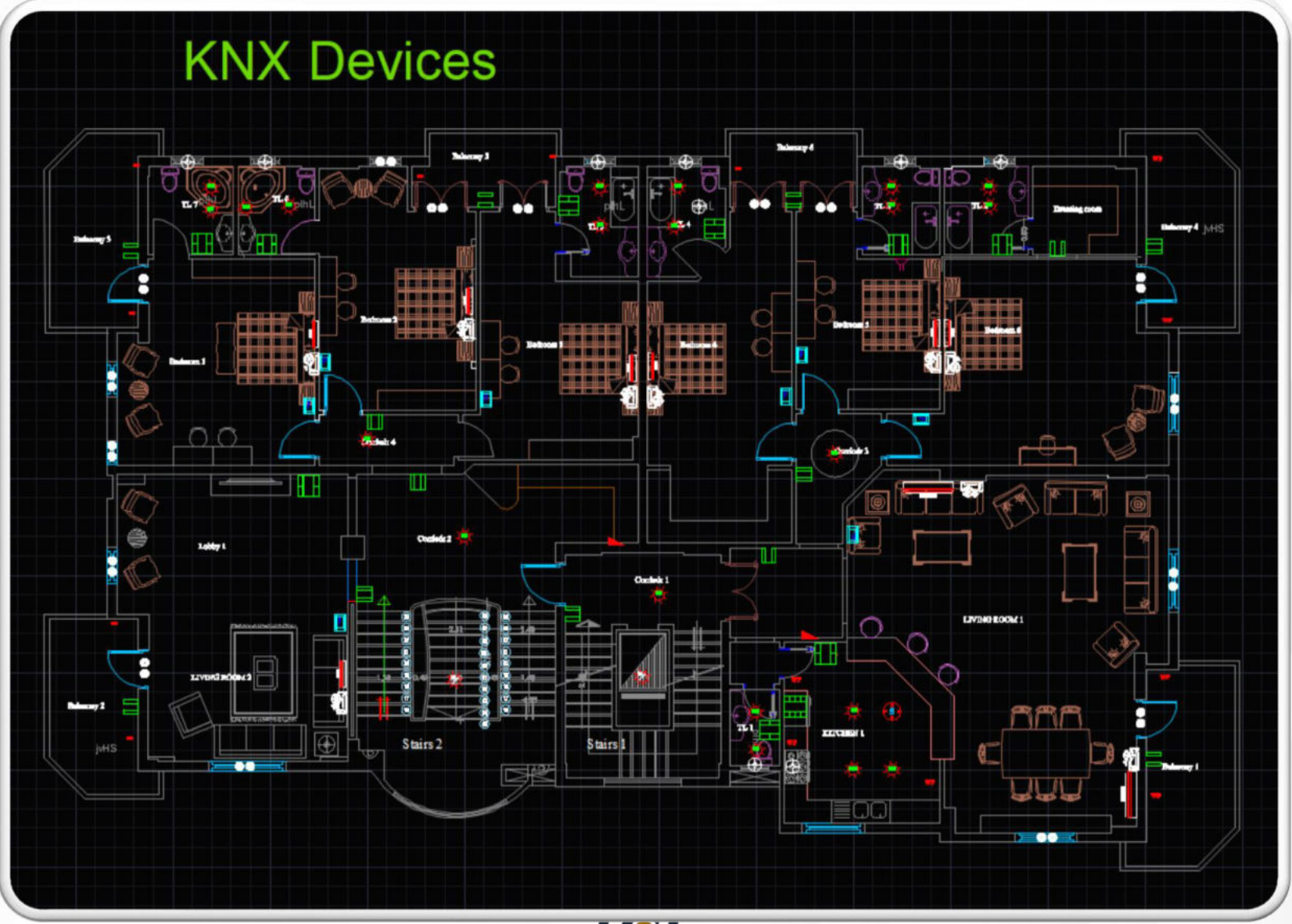








## KNX Devices



# 6 Support of KNX Graduation Projects For Students






LIVE SESSION: KISK Home & Building Automation  
meireofor, Mas Ohen

KNX System Architecture: Topology & Media

- Use paglins ornatiore, uruce seri oerect Seubelt oem
- Ofaruat and Berfasabng oerect
- Oleram arrector sior
- Ceceore eadcoebetare & sessoro

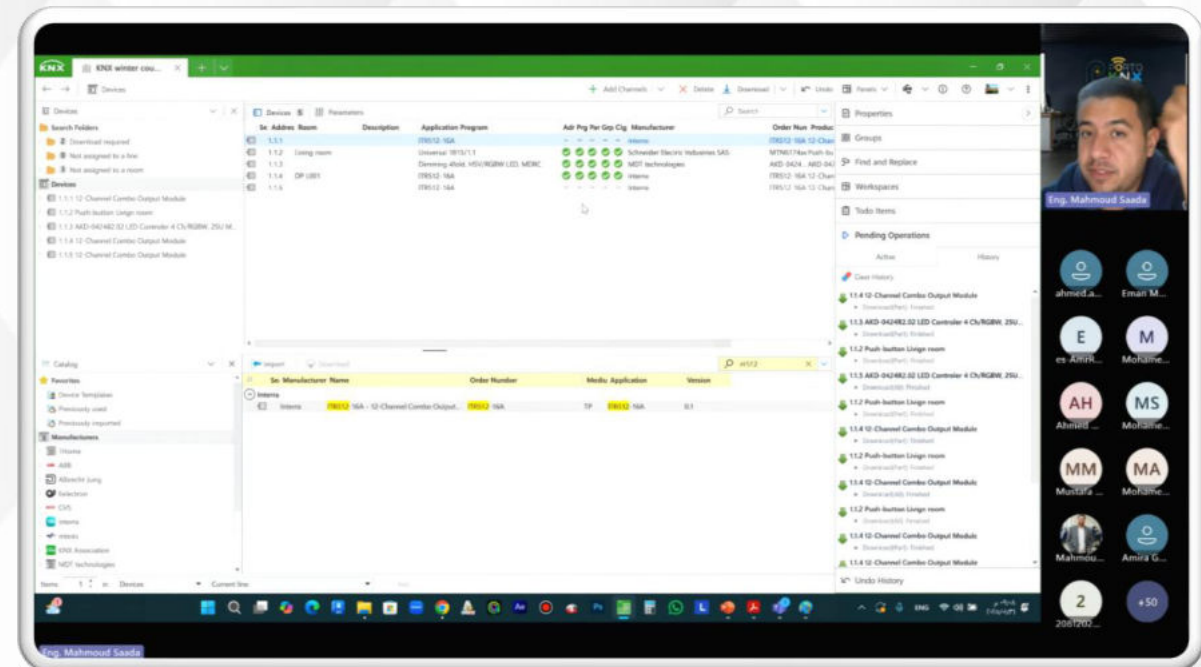
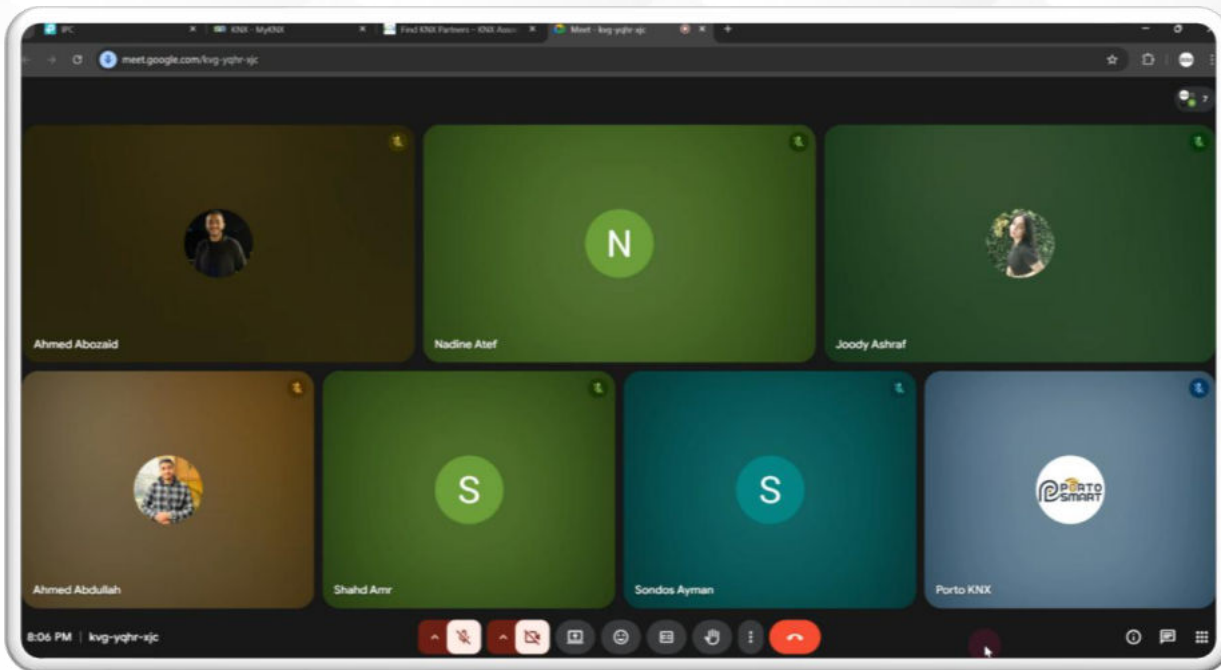
136 ONLINE

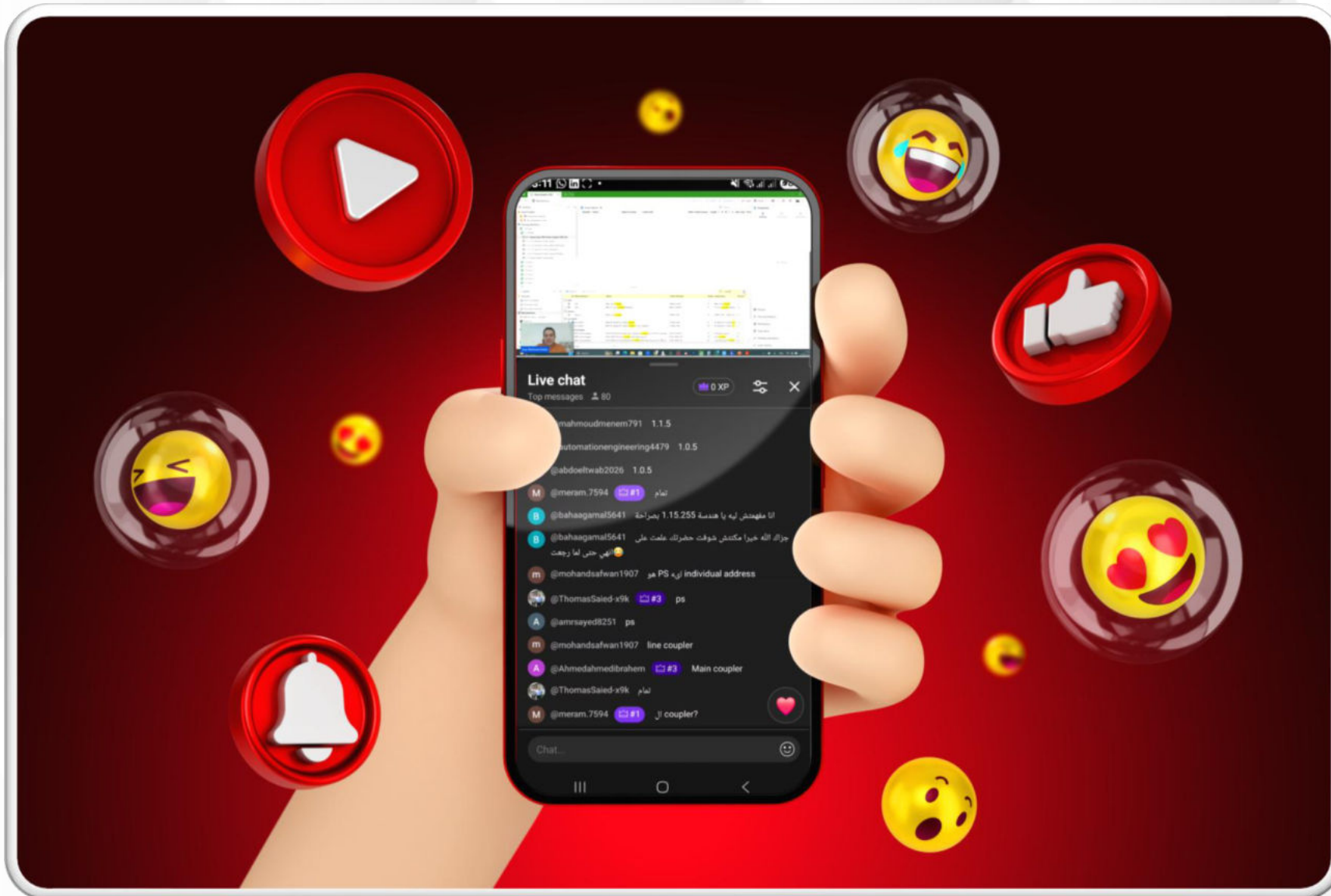
Cbat



7- ONLINE LIVE SESSIONS, QUIZZES & PRIZES

- ❖ We have organized numerous Live Sessions and courses for free, including full courses like KNX Basic, HVAC, and Advanced courses covering both theoretical and practical parts.
- ❖ Our main goal is to teach KNX to everyone who wants to enhance their knowledge in the field but may not have the financial means to access these courses.





- ❖ **Through these free sessions and courses**, we aimed to simplify **KNX** concepts, provide practical technical knowledge, and help learners gain real experience in programming, wiring, integration, and smart building applications. We believe that education should be available to anyone willing to learn, and that knowledge can create new opportunities, support innovation, and help build the next generation of **KNX** professionals in the region.
- ❖ **We used platforms such as** YouTube Live, Zoom, Google Meet, and Microsoft Teams to conduct **KNX** live sessions.

The screenshot shows a Zoom meeting interface for a session titled "KNX Course Opening session". The meeting is hosted by "Al Azhar University". The status bar at the top indicates "Your status is set to do not disturb. You'll only get notifications for urgent messages and from your priority contacts." The time is 27:08. The interface includes a toolbar with options for Chat, People, Raise, React, View, Rooms, Apps, More, Camera, Mic, Stop sharing, and Leave. The main area displays a grid of 16 participants, each with a circular profile picture containing initials. Two participants, "EA" (ezz Almaz) and "IK" (Ibrahim Kamel), are highlighted with yellow boxes. The right sidebar shows a list of participants, including Presenters (1) and Attendees (193). The "Attendees" list includes names like "Ibrahi...", "ezz Almaz", and several numeric IDs. The bottom of the screen shows a page indicator "1/7".

Join at [www.kahoot.it](http://www.kahoot.it) or with the Kahoot! app

Game PIN: **41 850**

Kahoot! at work

Start

Eng. Mahmoud Saada

71

Eng. Mahmoud Saada



**IEEE PES** POWER & ENERGY EL-SHOROUK  
**ELECTRO VISION X**  
**IEEE** EL-SHOROUK ACADEMY STUDENT BRANCH

**Meet Our Speakers!**

“Why KNX? The Hidden Strength Behind Every Smart Home & Building”



**Mahmoud Seeda**  
 Founder of Porto Smart  
 “Certified KNX Training Center”



**Step Into The World Of KNX**



**MAHMOUD SEEDA**

**ONLINE : Tuesday 10:00 PM**  
**3/3/2026**

f @ t in

**IEEE**  
EL-SHOUBRA ACADEMY  
STUDENT BRANCH

**PES**  
PORTO SMART  
EL-SHOUBRA

**PES Talks**

**Eng. Mahmoud Seeda**  
Founder of Porto Smart  
"Certified KNX Training Center"

5 MAR

STAY TUNED

**IEEESVU SB**

**PORTO SMART**  
Certified KNX Training Center  
KNX Awards Winner 2024

**3 Days To Go**

**ENG. MAHMOUD ABO - SEEDA**

4th MARCH 2025 WEDNESDAY 10 P.M.

ONLINE SESSION



**BASIC KNX+ COURSE**

4 Online sessions

- ✓ Intro to Smart Systems & KNX
- ✓ Smart Home & Building Solutions
- ✓ KNX System & ETS6 Basics
- ✓ Practical Implementation & Projects

Eng. Mahmoud Seada  
Founder of Porto KNX Channel

YouTube live

At 06:00 pm

16&17&20&21 / 10 / 2025

Msarhub.com




**EDUNEERS LEADERS**

ENG. MAHMOUD SEADA      ENG. AHMED MAHER

**WORKSHOP: KNX SYSTEM**  
(THEORETICAL AND PRACTICAL)

DATE: 2/2/2025  
FROM 10 : 4 PM

in EDUNEERS FOR TRAINING AND ENGINEERING SOLUTIONS

+201150750299      EDUNEERS.CO@GMAIL.COM



# Certified KNX Tutor

**Presenter :**

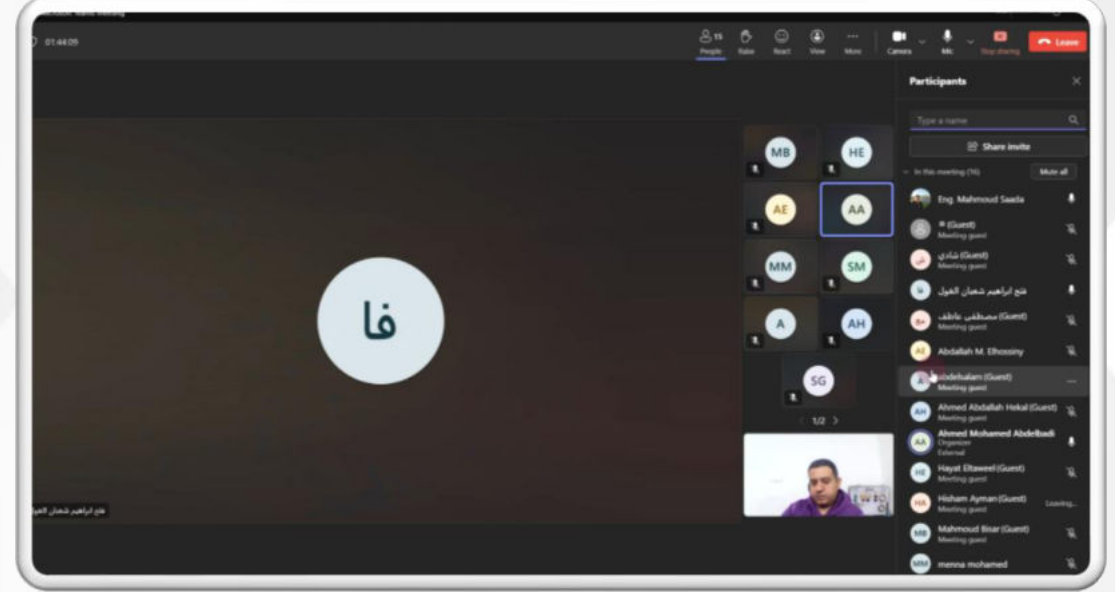
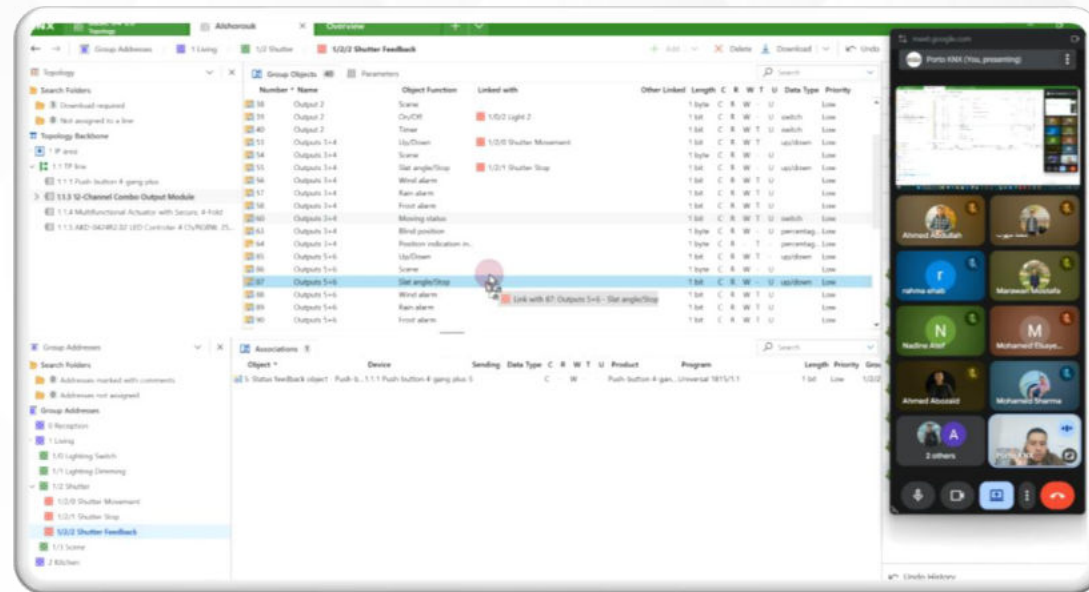
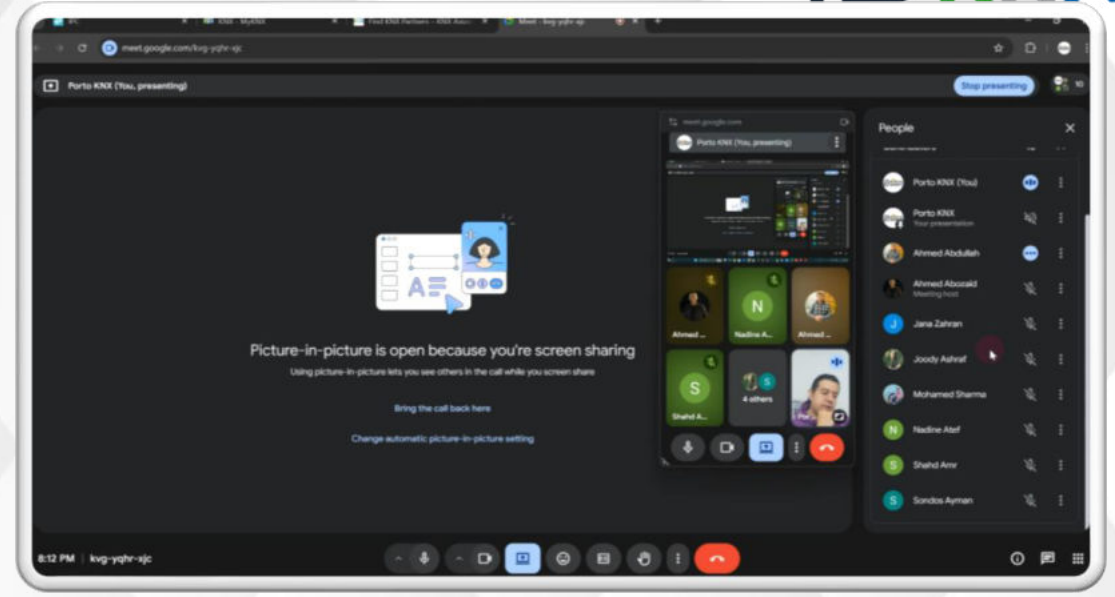
**Eng - Mahmoud Seada**

**Founder of Porto Smart  
(Certified KNX)  
Training Center**



**Wednesday, April 23, 06:30 PM**

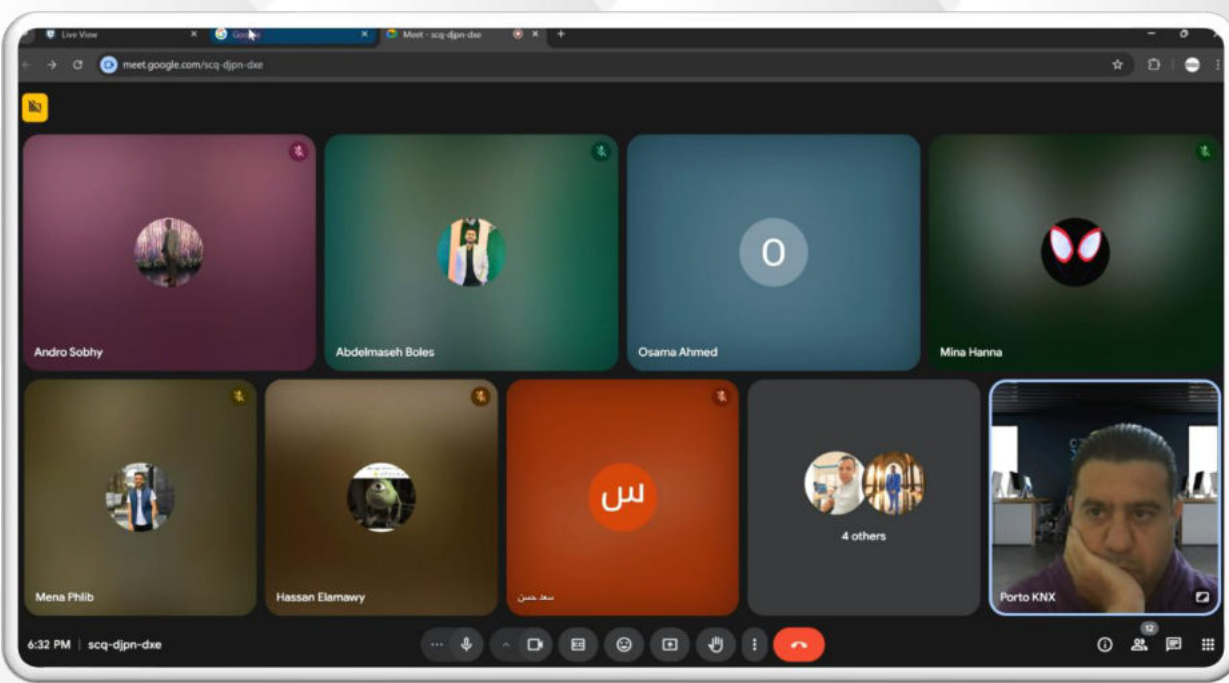
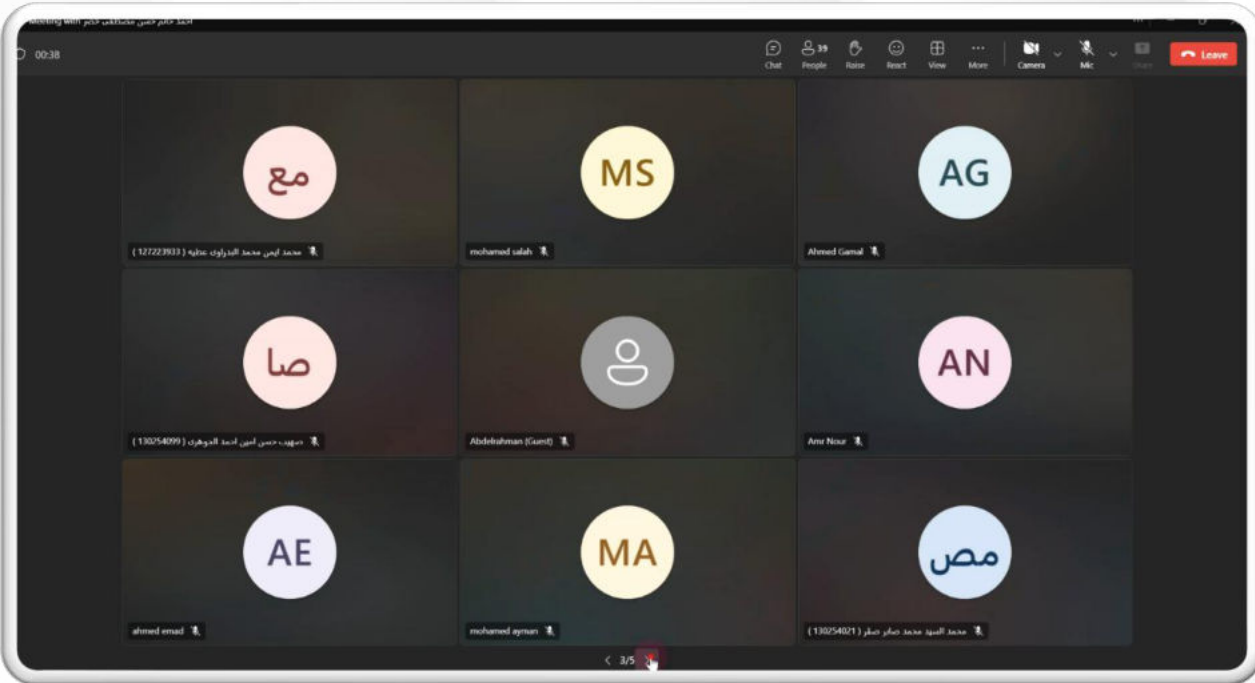




7



# FREE KNX Online & LIVE Sessions, Courses & Quizzes



The screenshot shows a Zoom meeting interface. At the top, there's a toolbar with icons for Chat, People (42), Raise Hand, React, View, More, Camera, Mic, Stop sharing, and Leave. The main area is a grid of participants, with a large central circle containing the Arabic letter 'ما'. A chat window is open on the right side, displaying several messages in Arabic. The messages are as follows:

- (Guest) محمد ميهوب: انا معاها رقمك واتقابلنا هتواصل معاك باذن الله علشان الكورسات وحبيب اكون معاك في اكاديميه الشروق
- Abdelrahman Mohammed Ahmed (Guest): فاتهم كثير يا هندسه
- (Guest) محمد ميهوب: كنت ضمن التيم والسيشن واليوم الثاني كانو رايقين صراحه
- Ahmed Elsebaey: وربنا عارف انك هتقول كده
- (129250334) ايهاد محمد فهمى السيد الصياغ: انا عندي سؤال بره الموضوع هو التقدير يفرق في الشغل

At the bottom of the chat window, there is a text input field with the placeholder 'Type a message' and icons for emojis, attachments, and a send button. The meeting title at the top left of the window is 'اجتماع KNX مع السيد الصياغ' and the time is 01:36:10.



The screenshot displays a Google Meet window with a PowerPoint presentation titled 'PORTO SMART Full Presentation - PowerPoint'. The main slide content includes:

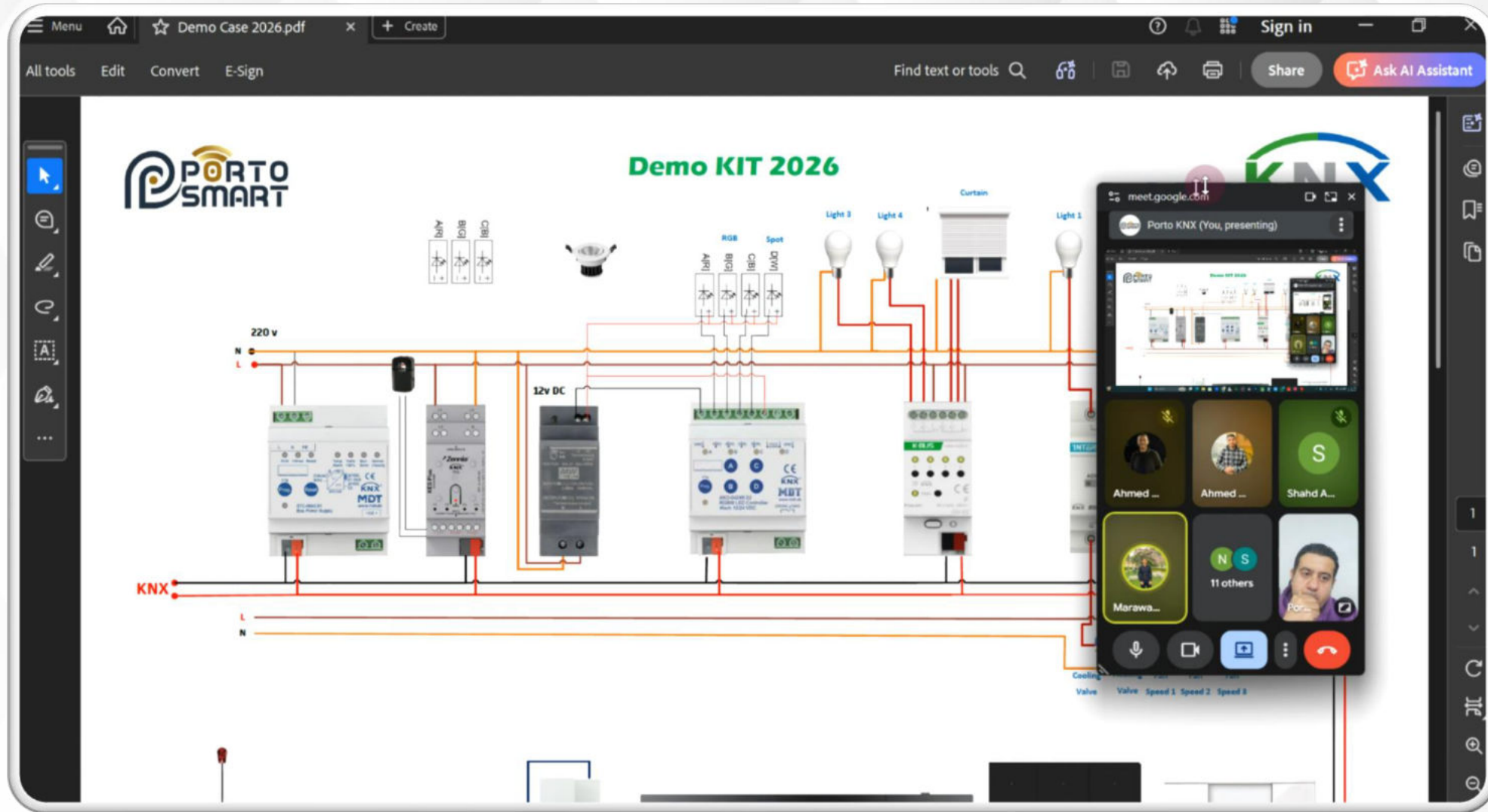
- PORTO SMART** logo
- PORTO SMART** Certified KNX++ Training Center
- EGYPT BRANCH**

The Google Meet interface shows a toolbar at the top with 'meet.google.com is sharing your screen.', 'Stop sharing', and 'Share' buttons. On the right, a participant list includes:

- Porto KNX (You, presenting...)
- Mina Hanna
- Omar Al-RaMady
- Omar Ya...
- Mina Hanna
- Mina H...
- Omar Al-RaMady

At the bottom of the Meet window, there are icons for microphone, video, hand raise, and a red phone icon for ending the call.





The screenshot shows a Zoom meeting titled "KNX Winter Course" with a duration of 01:08:41. The interface includes a top toolbar with icons for Chat, People (106), Raise, React, View, More, Camera, Mic, Stop sharing, and Leave. A central video grid shows a 3x3 layout of participants. The top-left tile features a live video of Eng. Mahmoud Saada. The other tiles contain circular avatars with initials or symbols: MA, OA, MA, II, يا, MA, MA, 2, MA. A notification box in the top-middle states "Recording has started. Started by Mahmoud Mohamed Mohamed Mohamed Al-Marghani. By attending this meeting, you consent to being recorded. Privacy policy". On the right, the "Participants" panel lists "Presenters (2)" including Eng. Mahmoud Saada and Mahmoud Mohamed Moham... (Organizer, External), and "Attendees (104)" with a list of names and IDs such as 20812020100142, 20812020100148, 20812020101259, 20812020101333, Meeting guest (Guest), Meeting guest, ( 125200661 ) ابو بكر محم..., سيد محمد عبدالكريم العناني, احمد فتحي سيد احمد متولى, مد محمد عبدالله على عوض, and ايمان ايمن عمر الدرمداش.

Game PIN: [QR Code]

KNX Winter Course ETS 2

09:06

Chat | People (79) | Raise | React | View | More | Camera | Mic | Stop sharing | Leave

Recording has started.  
Started by Mahmoud Mohamed Mohamed Mohamed Al-Marghani. By attending this meeting, you consent to being recorded.  
[Privacy policy](#)

Participants

Type a name

Share invite

Presenters (2)

- Eng. Mahmoud Saada
- Mahmoud Mohamed Moham... Organizer External

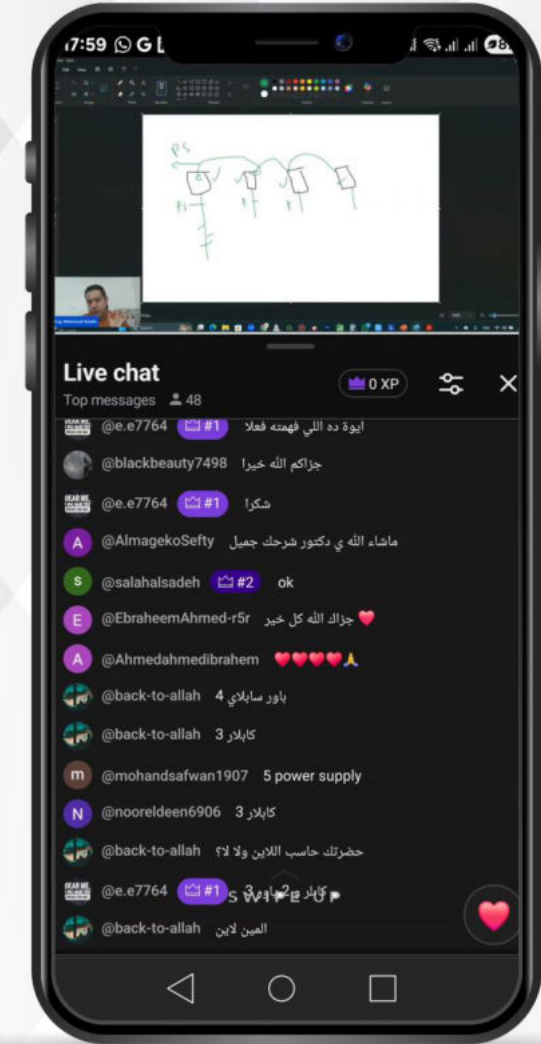
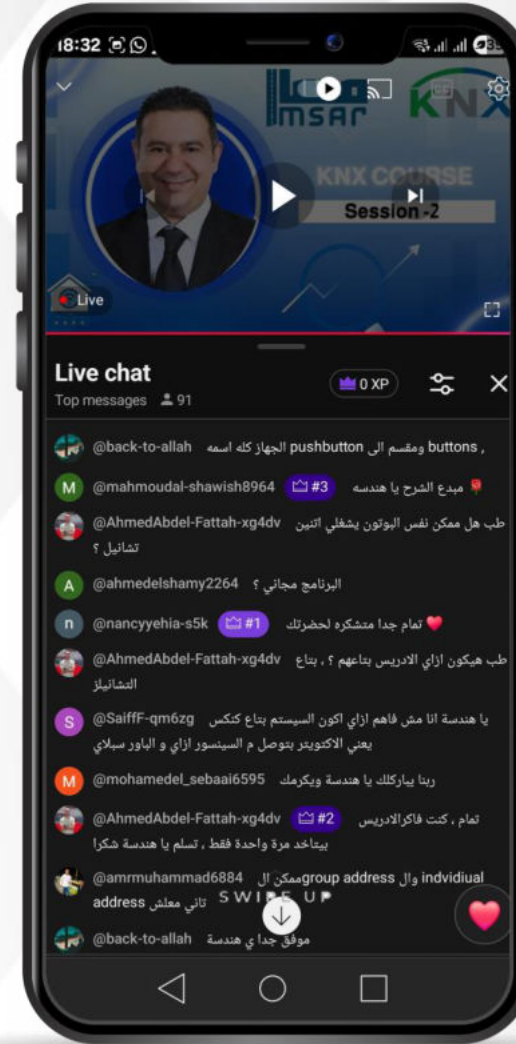
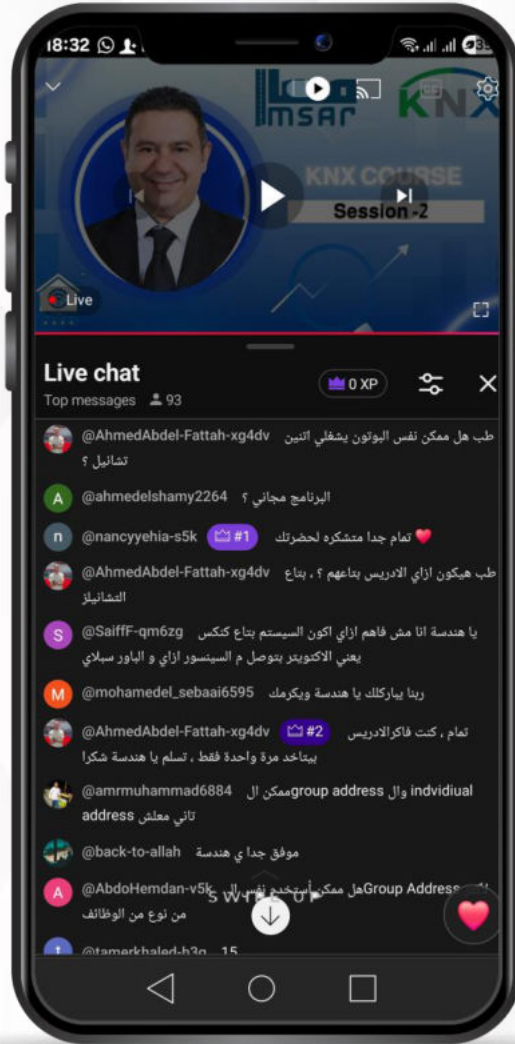
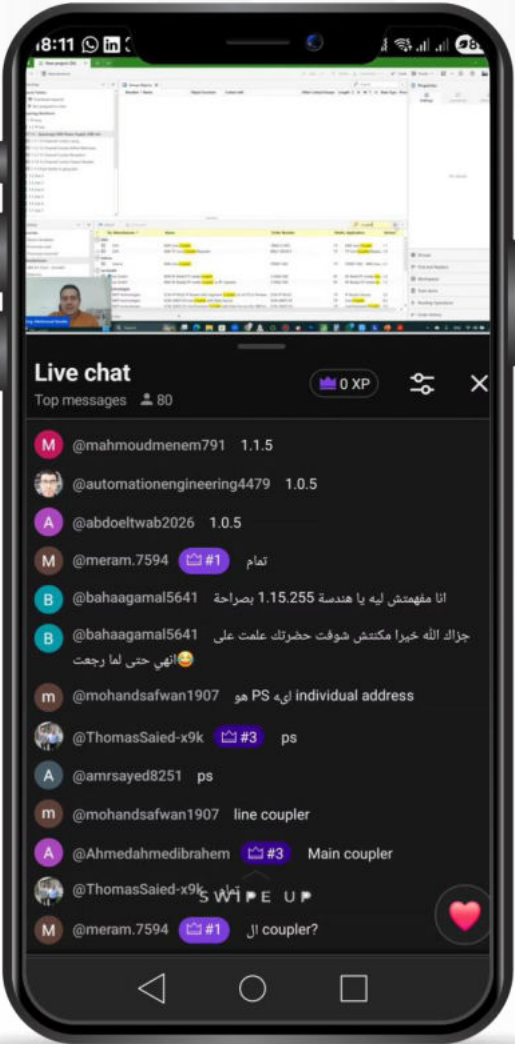
Attendees (77)

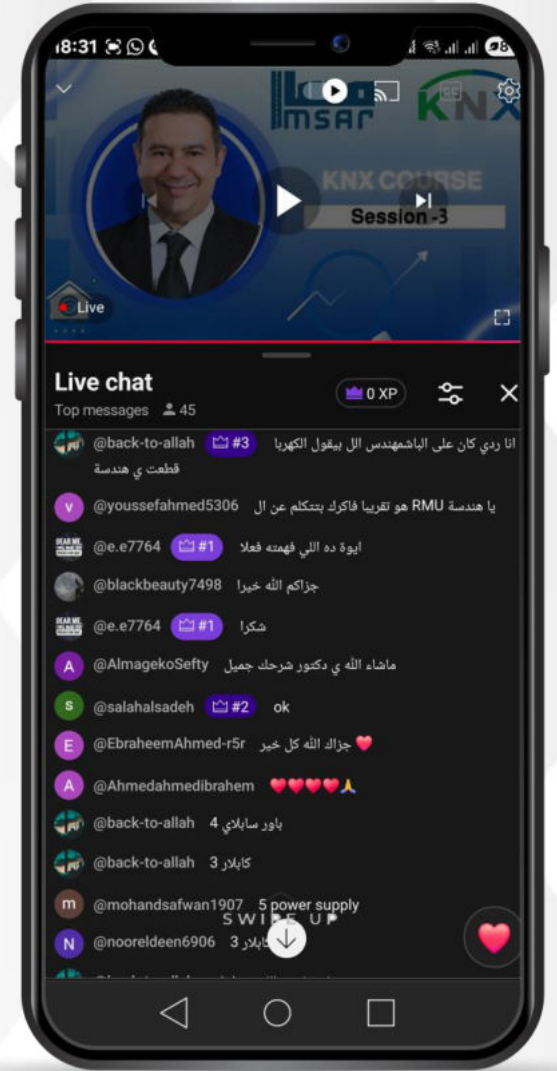
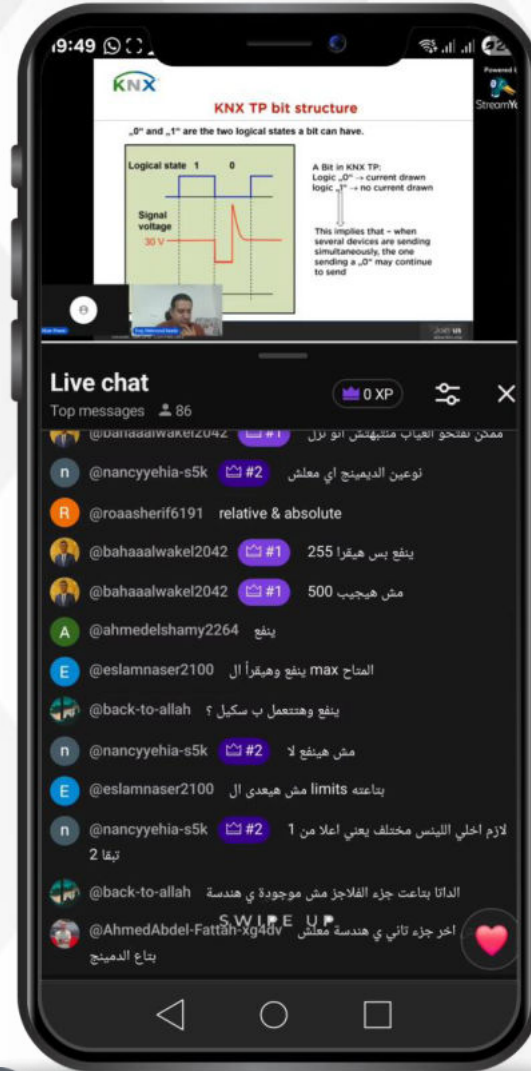
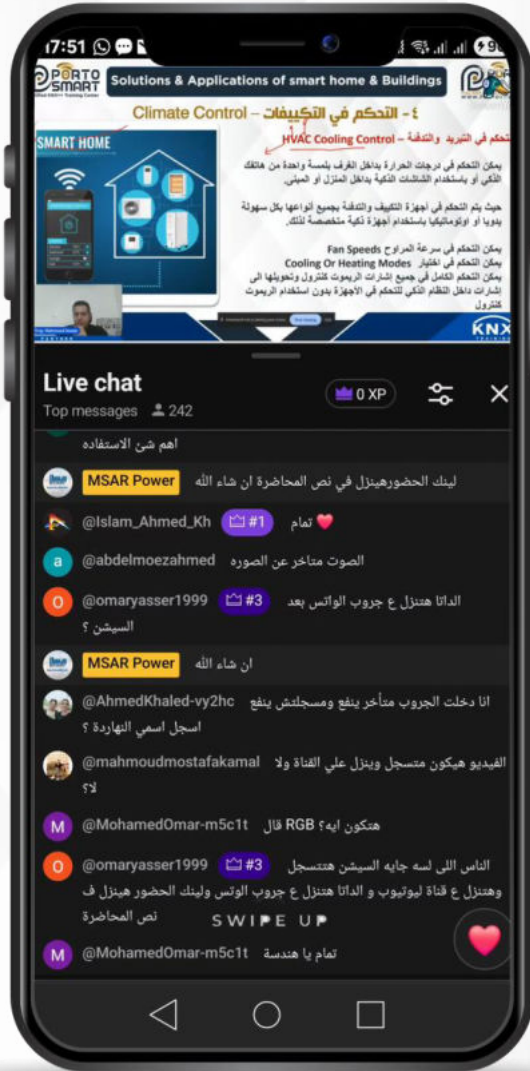
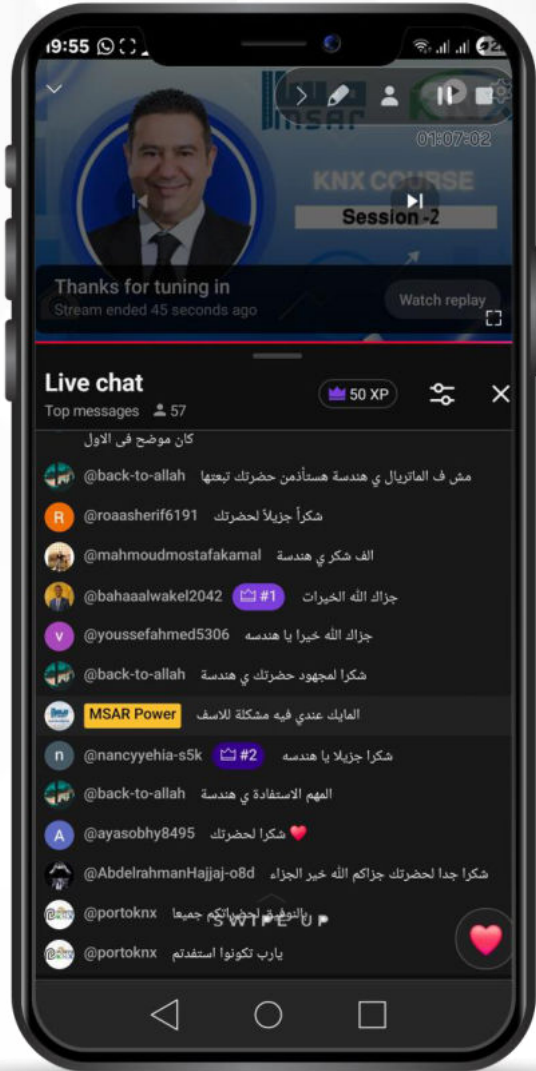
2	20812020100142	On hold
2	20812020100148	
2	20812020101259	
2	20812020101333	
2	20812021100296	
اح	ابو بكر محمد ( 125200661 )	

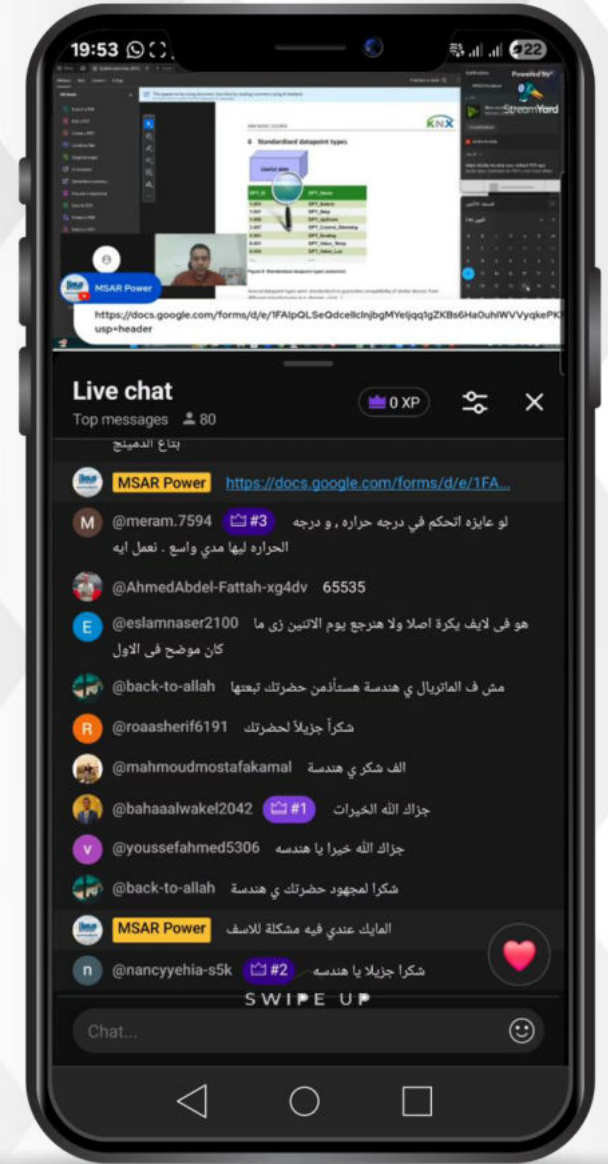
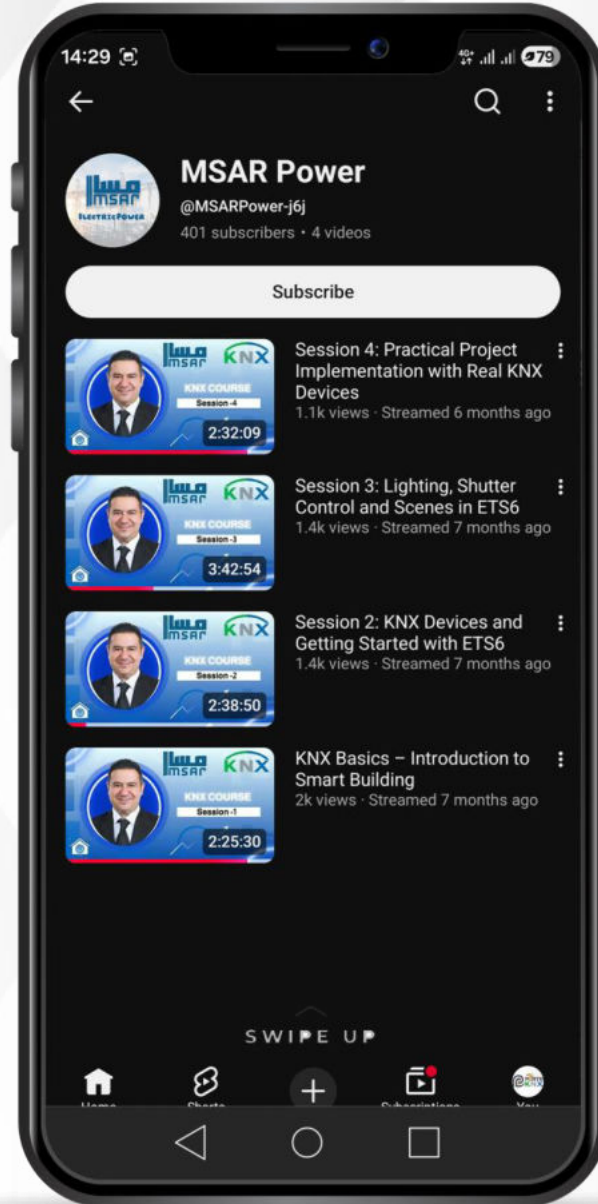
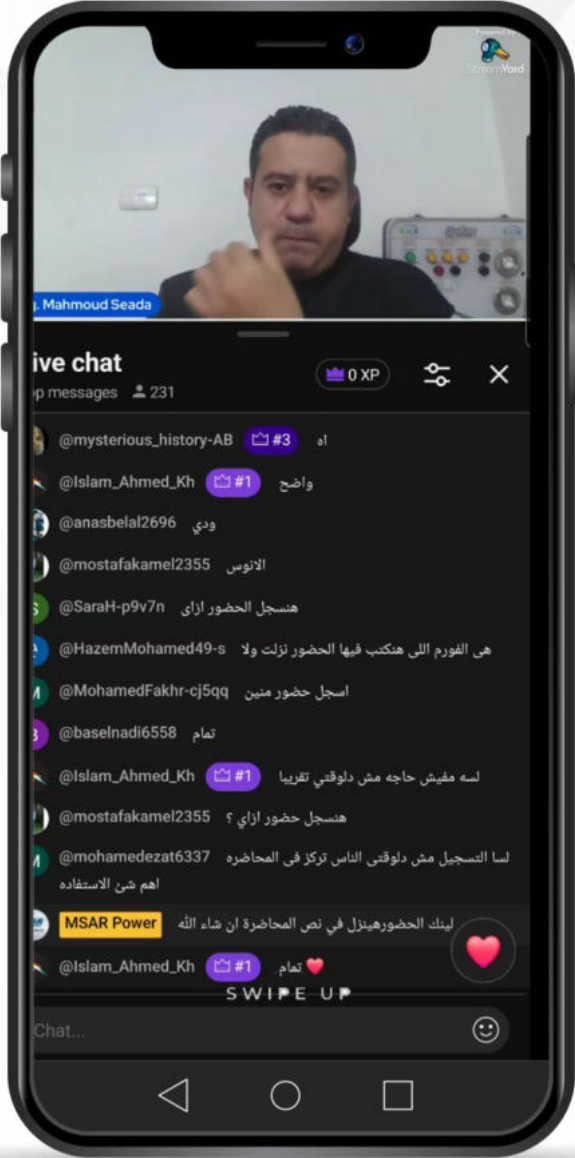
1/9

53











Meet - scq-djpn-dxe

meet.google.com/scq-djpn-dxe

Porto KNX (Presenting, annotating)

**PORTO SMART** Certified KNX++ Training Center

**Solutions & Applications of smart home & Buildings**

**PORTO KNX** Free KNX & Learning Platform WWW.PORTOKNX.COM

**هـ - تأمين المباني والمنازل - Smart Safety & Security**

**حساسات الحركة - Motion Detectors**

- نقوم باستخدام وتركيب حساسات الحركة لتأمين المباني والمنازل الذكية.
- حيث تقوم تلك الحساسات بإرسال إشارات الى النظام الذكي عند الإحساس بوجود أي حركة بالمكان.
- ومن خلال ذلك يقوم النظام الذكي بتفعيل الإنذارات وذلك في حالة إذا كان النظام الأمني مفعّل من قِبل عن طريق المستخدم.

6:57 PM | scq-djpn-dxe

Porto KNX

Osama Ahmed

Mina Hanna

Hassan Elamawy

سعد حسن

محمود رجب

Abdallah Hassan

29 others

Abdelmaseh Boles

KNX PARTNER

KNX TRAINING

The screenshot shows a Google Meet interface with a presentation slide. The slide is titled "مميزات أنظمة المنازل والمباني الذكية" (Advantages & Benefits Of Smart Home & Building Solutions) and features the "PORTO SMART Certified KNX++ Training Center" logo. The slide includes an image of a person using a tablet displaying a smart home interface with a temperature of 22.0°C. A smaller inset shows a mobile app interface. The meeting controls at the bottom show a time of 6:41 PM and various icons for mute, video, chat, and call. The participant list on the right includes Porto KNX, محمود رجب, Osama Ahmed, Mina Hanna, Mena Phlib, Hassan Elamawy, سعد حسن, 21 others, and Abdelmaseh Boles.



streamyard.com/8w6edzi7tm

Session 2: KNX Devices and Getting Started with ETS6

End stream

Powered by StreamYard

LIVE 38:25 146

1/1/3 - 1/1/2 - 1/1/1

Telegon

Eng. Mahmoud Sea...

Msar-Power

Eng. Mahmoud Sea...

Eng. Mahmoud Sea...

Present or invite

Show comments on stage BETA

Comments

كده تمام

@meram.7594 05:44 PM  
sensor and more than one actuator معين ب اوصلي اوصلي اكثر من معين؟

@nancyehia-s5k 05:45 PM  
actuator قدر اوصلها في كذا sensor لو عندي كذا

@mahmoudal-shawish8964 05:46 PM  
electron جرب ال

@mahmoudal-shawish8964 05:46 PM  
PM  
cad عليه رسات

@ahmedelshamy2264 05:53 PM  
individual adress هو عندي اخير ال  
ets مش نوادر زي ال group adress وليه ال individual

Share your referral link

Need help?

Post a comment



streamyard.com/pvgj2k29c9

Session 3: Lighting, Shutter Control and Scenes in ETS6

Edit
End stream

Show comments on stage
BETA

### Line segment

- Maximum 256 devices can be mounted in one line segment.
- By means of telegrams, each bus device (DVC) can exchange information with any other device.
- Each line segment requires its own appropriate power supply.
- The actual number of devices per line segment depends on the power supply selected and the power required by the individual devices. The bus cable can be branched at any place.
- The following structural types are allowed: star, line and tree structures (also in combination). A ring structure is however not allowed.
- A tree structure allows saving wiring material.

The smallest unit in the TP topology is the line segment.

Msar-Power

Eng. Mahmoud Sea...

Eng. Mahmoud Sea...

Present or invite

Need help?

Post a comment

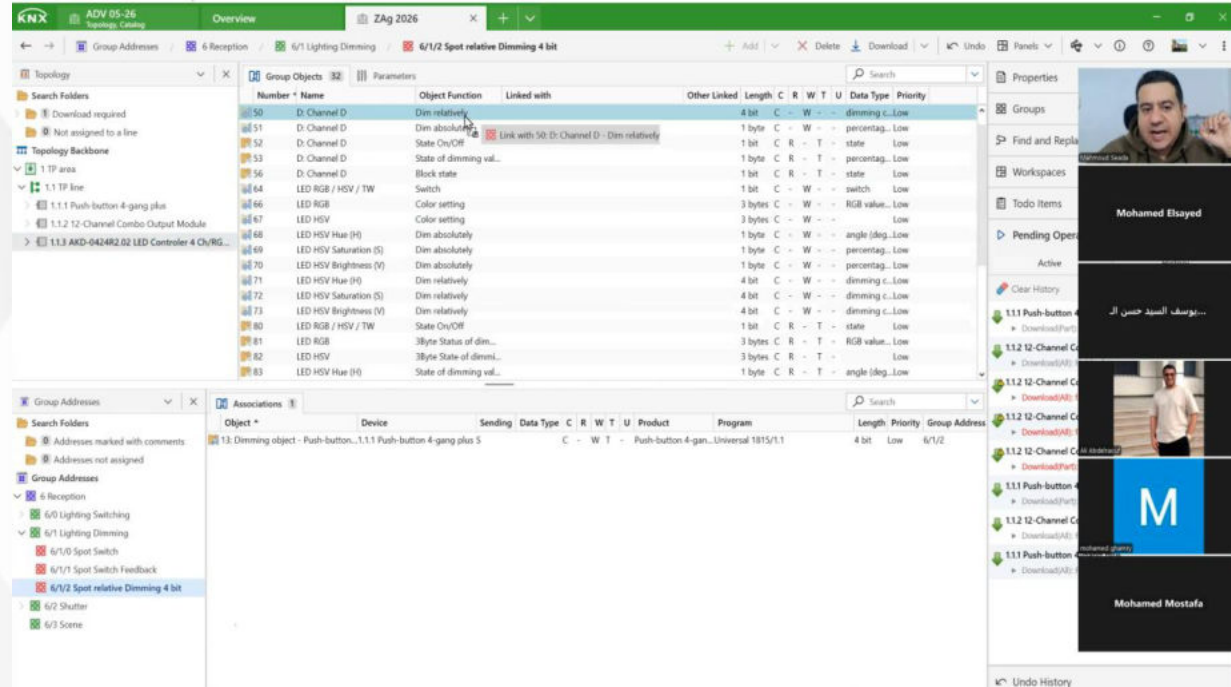
Comments

- @meram.7594 05:20 PM  
اه تمام، شكرا
- @meram.7594 05:22 PM  
طيب هل يرفع اخط لوحه عامه و تحتها الفرع ل لوح فرعيه و اخطهم قريبين من الاجيزه؟
- @eslamnaser2100 05:22 PM  
knx الجهاز ده مش مكتوب عليه
- @back-to-allah 05:22 PM  
CABLES ؟ جباره عن مجموع LINE يعني
- @eslamnaser2100 05:22 PM  
هل ده يبارق في الابلكتين؟
- @bahaawalwakel2042 05:23 PM  
طيب لو المسافه اطول من 1000 اخط بور سيلاي تاني؟
- @meram.7594 05:24 PM  
طيب تمام، شكرا

Share your referral link

Activate Windows  
Go to Settings to activate Windows.





The screenshot shows the my.knx.org website. At the top, there are navigation links for Shop, Support, and Online Courses. The main content area is divided into three sections: ETS, Online Courses, and ETS Apps. Each section has a representative image and a 'See All' button. The ETS Apps section includes a list of diagnostic and management tools. At the bottom, there are sections for 'Latest news', 'Training Opportunities' (with links for 'Upcoming Courses' and 'Upcoming Webinars'), and 'Top Support Articles' (with links for 'ETS6 licensing' and 'ETS6 does not start'). A chat icon is visible in the bottom left corner.

The screenshot displays the KNX ADV software interface. The top bar shows the project name 'ZAg 2026'. The main window is split into several panes. On the left is a 'Topology' tree showing the project structure. The central pane is a table of 'Group Objects' with columns for Number, Name, Object Function, Linked with, Other Linked, Length, C, R, W, T, U, Data Type, and Priority. The table lists various objects like 'D: Channel D', 'LED RGB / HSV / TW', and 'LED HSV'. On the right, there is a 'Properties' pane and a video feed of a presenter, Mohamed Elsayed. Below the main table, there is an 'Associations' pane showing the relationship between objects.

Number	Name	Object Function	Linked with	Other Linked	Length	C	R	W	T	U	Data Type	Priority
50	D: Channel D	Dim relatively			4 bit	C	-	W	-	-	dimming c..Low	
51	D: Channel D	Dim absolutely			1 byte	C	-	W	-	-	percentag..Low	
52	D: Channel D	State On/Off	Link with 50: D: Channel D - Dim relatively		1 bit	C	R	-	T	-	state	Low
53	D: Channel D	State of dimming val...			1 byte	C	R	-	T	-	percentag..Low	
54	D: Channel D	Block state			1 bit	C	R	-	T	-	state	Low
64	LED RGB / HSV / TW	Switch			1 bit	C	-	W	-	-	switch	Low
64	LED RGB	Color setting			3 bytes	C	-	W	-	-	RGB value..Low	
67	LED HSV	Color setting			3 bytes	C	-	W	-	-	Low	
68	LED HSV Hue (H)	Dim absolutely			1 byte	C	-	W	-	-	angle (deg)..Low	
69	LED HSV Saturation (S)	Dim absolutely			1 byte	C	-	W	-	-	percentag..Low	
70	LED HSV Brightness (V)	Dim absolutely			1 byte	C	-	W	-	-	percentag..Low	
71	LED HSV Hue (H)	Dim relatively			4 bit	C	-	W	-	-	dimming c..Low	
72	LED HSV Saturation (S)	Dim relatively			4 bit	C	-	W	-	-	dimming c..Low	
73	LED HSV Brightness (V)	Dim relatively			4 bit	C	-	W	-	-	dimming c..Low	
80	LED RGB / HSV / TW	State On/Off			1 bit	C	R	-	T	-	state	Low
81	LED RGB	3Byte State of dim...			3 bytes	C	R	-	T	-	RGB value..Low	
82	LED HSV	3Byte State of dimm...			3 bytes	C	R	-	T	-	Low	
83	LED HSV Hue (H)	State of dimming val...			1 byte	C	R	-	T	-	angle (deg)..Low	

**Abdelrahman Eltwab** • 1st  
Electrical Power Engineering Undergraduate a...  
6mo • Edited

KNX Course - Certified and Ready for the Future! 🏆

After weeks of dedication, hard work, and commitment, we — the Electrical Team — are proud to have successfully completed the hashtag #KNX Course, organized by MSAR - Electric Power power 🏆

This journey was challenging but incredibly rewarding, equipping us with the knowledge and hands-on experience needed to excel in hashtag #KNX smart systems.

What We Achieved:  
Attended and completed all theoretical and ... more

👍 78 13 comments

Like Comment Repost Send

Add a comment...

Most relevant ▾

**Mina Hanna Faheem** • 1st  
Coordinator @ (Liners) | Secretary of R.E...  
6mo

Congratulations 🎉👏

Like 1 Reply

**CERTIFICATE OF COMPLETION**

This certificate is proudly presented to

**Abdelrahman Ramdan Eltwab**

for successfully completing the KNX Basic Training Course organized by MSAR in collaboration with Porto KNX

MSAR PORTO KNX

MOHAMED SALAH FOUNDER MAHMOUD SEADA Founder of Porto KNX

**Yomna Mohamed** • 1st  
Student at faculty of engineering department...  
6mo

KNX Course - Certified and Ready for the Future! 🏆

After weeks of learning and hands-on training, I'm proud to have successfully completed the KNX Course organized by MSAR - Electric Power 🏆

What We Achieved:  
• Attended and completed all theoretical and practical sessions.  
• Successfully worked on real-world tasks and projects.  
• Mastered KNX Basics, Design, Shop Drawings, BOQ, and ETS Programming.  
• Earned an official KNX Course Certificate!

Course Structure:  
The KNX Winter Course was divided into two ... more

👍 70 27 comments

Like Comment Repost Send

Add a comment...

Most relevant ▾

**Mohamed Ayman** • 1st  
48 Followers | Electrical Engineer @ Auto...  
6mo

Congratulations Yomna Proud of your progress — it was a pleasure supervising you during the course 🎉👏

**CERTIFICATE OF COMPLETION**

This certificate is proudly presented to

**YOMNA MOHAMED**

for successfully completing the KNX Basic Training Course organized by MSAR in collaboration with Porto KNX

MSAR PORTO KNX

MOHAMED SALAH FOUNDER MAHMOUD SEADA Founder of Porto KNX

**Ahmed Amin** • 1st  
Undergraduate Electrical power & Machines...  
6mo • Edited

KNX Course - Certified and Ready for the Future! 🏆

After weeks of dedication, hard work, and commitment, we — the Electrical Team — are proud to have successfully completed the KNX Course, organized by MSAR - Electric Power 🏆

This journey was challenging but incredibly rewarding, equipping us with the knowledge and hands-on experience needed to excel in KNX smart systems.

What We Achieved:  
Attended and completed all theoretical and practical sessions. ... more

👍 102 68 comments

Like Comment Repost Send

Add a comment...

Most relevant ▾

Some comments may not be displayed in the Most relevant view. To see these comments, select Most

**CERTIFICATE OF COMPLETION**

This certificate is proudly presented to

**Ahmed Amin Abdelmoneam**

for successfully completing the KNX Basic Training Course organized by MSAR in collaboration with Porto KNX

MSAR PORTO KNX

MOHAMED SALAH FOUNDER MAHMOUD SEADA Founder of Porto KNX

**Mahmoud Ahmed** • 1st  
Undergraduate Electrical Engineer...  
6mo

KNX Course - Certified and Ready for the Future! 🏆

After weeks of dedication, hard work, and commitment, we — the Electrical Team — are proud to have successfully completed the KNX Course, organized by MSAR - Electric Power 🏆

This journey was challenging but incredibly rewarding, equipping us with the knowledge and hands-on experience needed to excel in KNX smart systems.

What We Achieved:  
Attended and completed all theoretical and practical sessions. ... more

👍 305 58 comments - 1 repost

Like Comment Repost Send

Add a comment...

Most relevant ▾

**Mahmoud Elsherbini** • 1st  
Sens Sensor Electrical Engineer | Electrical...  
6mo

Congrats bro 🎉👏

Like 1 Reply 1 reply

**CERTIFICATE OF COMPLETION**

This certificate is proudly presented to

**Mahmoud Ahmed Elsherbini**

for successfully completing the KNX Basic Training Course organized by MSAR in collaboration with Porto KNX

MSAR PORTO KNX

MOHAMED SALAH FOUNDER MAHMOUD SEADA Founder of Porto KNX



**MSAR** **PORTO KNX**

## CERTIFICATE OF COMPLETION

This certificate is proudly presented to

### Emad Sabry El-Desouky

for successfully completing the KNX Basic Training Course organized by MSAR in collaboration with Porto KNX

After weeks of dedication, hard work, and commitment, we — the Electrical Team — are proud to have successfully completed the KNX Course, organized by MSAR - Electric Power

This journey was challenging but incredibly rewarding, equipping us with the knowledge and hands-on experience needed to excel in KNX smart systems.

What We Achieved:

Attended and completed all theoretical and practical sessions. ...more

67 32 comments

Like Comment Repost Send

Add a comment

Most relevant

Fawzy Aboelhasan • 1st Electrical Engineer

Congrats 🎉

Wish you more success 🌟

Like Reply 1 reply

**MSAR** **PORTO KNX**

## CERTIFICATE OF COMPLETION

This certificate is proudly presented to

### Mahmoud Abdelhamid Ramadan

for successfully completing the KNX Basic Training Course organized by MSAR in collaboration with Porto KNX

After weeks of dedication, hard work, and commitment, we — the Electrical Team — are proud to have successfully completed the KNX Course, organized by MSAR - Electric Power

This journey was challenging but incredibly rewarding, equipping us with the knowledge and hands-on experience needed to excel in KNX smart systems.

What We Achieved:

Attended and completed all theoretical and practical sessions. ...more

89 48 comments

Like Comment Repost Send

Add a comment

Most relevant

Nermeen Amen • 1st Undergraduate Smart electric power grad...

Congrats 🎉

**MSAR** **PORTO KNX**

## CERTIFICATE OF COMPLETION

This certificate is proudly presented to

### Mahmoud Elsayed Esmail Elsaied

for successfully completing the KNX Basic Training Course organized by MSAR in collaboration with Porto KNX

After weeks of dedication, hard work, and commitment, we — the Electrical Team — are proud to have successfully completed the KNX Course, organized by MSAR - Electric Power

This journey was challenging but incredibly rewarding, equipping us with the knowledge and hands-on experience needed to excel in KNX smart systems.

What We Achieved:

Attended and completed all theoretical and practical sessions. ...more

64 40 comments

Celebrate Comment Repost Send

Give your good wishes.

Most relevant

MAHMOUD SEADA • You KNX Tutor • 3 KNX Awards Winner

Congratulations Eng. Mahmoud 🎉

Wishing you all the best 🌟

Like 1 Reply 2 replies 211 impressions

**MSAR** **PORTO KNX**

## CERTIFICATE OF COMPLETION

This certificate is proudly presented to

### Fares Ahmed Mohamed Abdelrahem

for successfully completing the KNX Basic Training Course organized by MSAR in collaboration with Porto KNX

After weeks of dedication, hard work, and commitment, we — the Electrical Team — are proud to have successfully completed the KNX Course, organized by MSAR - Electric Power

This journey was challenging but incredibly rewarding, equipping us with the knowledge and hands-on experience needed to excel in KNX smart systems.

What We Achieved:

Attended and completed all theoretical and practical sessions. ...more

122 59 comments

Like Comment Repost Send

Add a comment

Most relevant

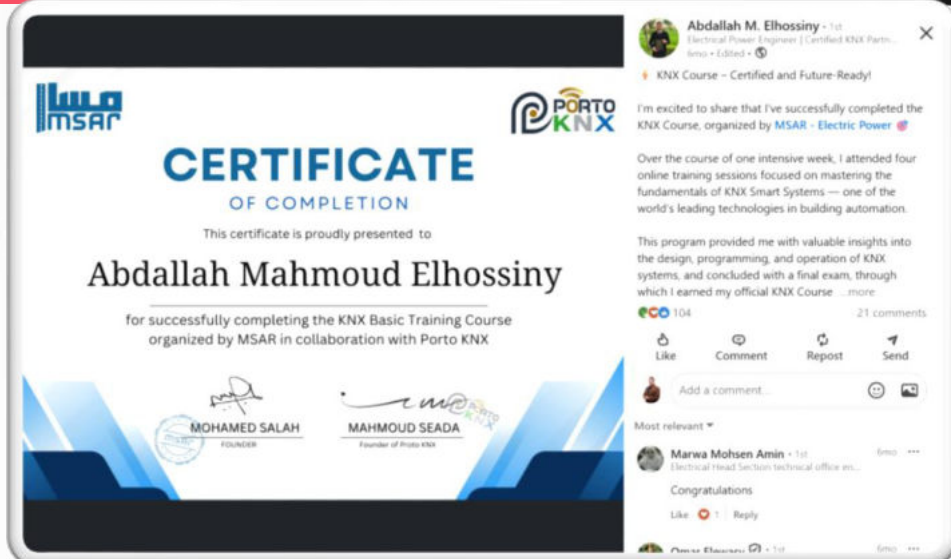
Fawzy Aboelhasan • 1st Electrical Engineer

Congrats 🎉

Wish you more success 🌟

Like 1 Reply 1 reply





**Abdallah M. Elhossiny** · 1st  
Electrical Power Engineer | Certified KNX Partner  
1mo · Edited · 🌐

KNX Course - Certified and Future-Ready!

I'm excited to share that I've successfully completed the KNX Course, organized by **MSAR - Electric Power** 🎉

Over the course of one intensive week, I attended four online training sessions focused on mastering the fundamentals of KNX Smart Systems — one of the world's leading technologies in building automation.

This program provided me with valuable insights into the design, programming, and operation of KNX systems, and concluded with a final exam, through which I earned my official KNX Course ...more

👍👍👍 104      21 comments

Like   Comment   Repost   Send

Add a comment...

Most relevant

**Marwa Mohsen Amin** · 1st  
Electrical Head Section technical office em...  
1mo

Congratulations

Like   1   Reply

**MSAR** **PORTO KNX**

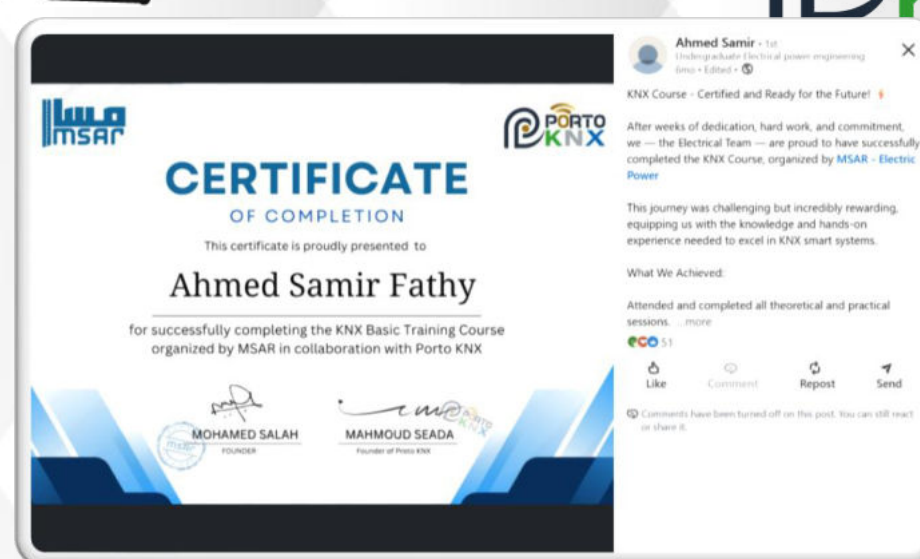
**CERTIFICATE OF COMPLETION**

This certificate is proudly presented to

**Abdallah Mahmoud Elhossiny**

for successfully completing the KNX Basic Training Course organized by MSAR in collaboration with Porto KNX

**MOHAMED SALAH** FOUNDER  
**MAHMOUD SEADA** Founder of Porto KNX



**Ahmed Samir** · 1st  
Undergraduate Electrical power engineering  
1mo · Edited · 🌐

KNX Course - Certified and Ready for the Future! 🎉

After weeks of dedication, hard work, and commitment, we — the Electrical Team — are proud to have successfully completed the KNX Course, organized by **MSAR - Electric Power**

This journey was challenging but incredibly rewarding, equipping us with the knowledge and hands-on experience needed to excel in KNX smart systems.

What We Achieved:

Attended and completed all theoretical and practical sessions. ...more

👍👍👍 51

Like   Comment   Repost   Send

🔒 Comments have been turned off on this post. You can still react or share it.

**MSAR** **PORTO KNX**

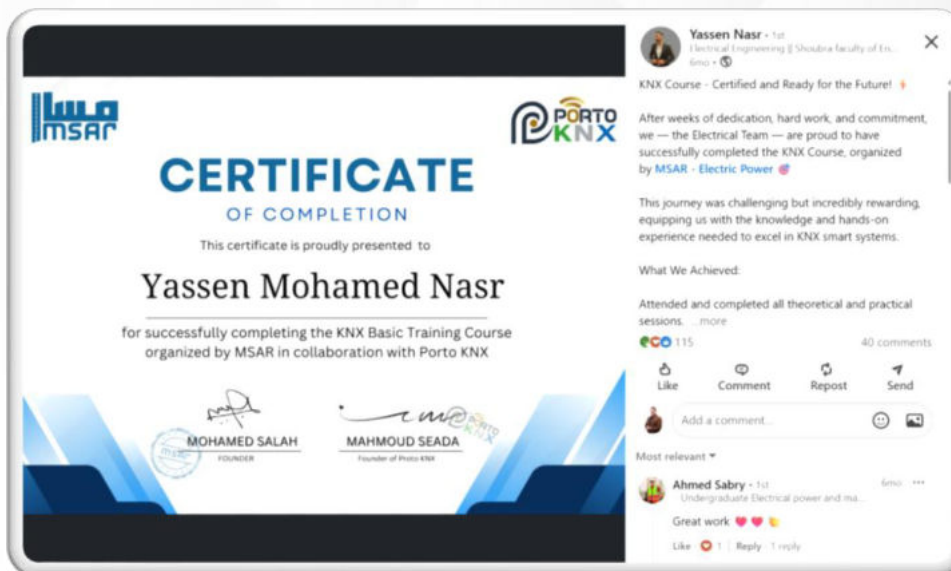
**CERTIFICATE OF COMPLETION**

This certificate is proudly presented to

**Ahmed Samir Fathy**

for successfully completing the KNX Basic Training Course organized by MSAR in collaboration with Porto KNX

**MOHAMED SALAH** FOUNDER  
**MAHMOUD SEADA** Founder of Porto KNX



**Yassen Nasr** · 1st  
Electrical Engineering @ Shoubra faculty of En...  
1mo · Edited · 🌐

KNX Course - Certified and Ready for the Future! 🎉

After weeks of dedication, hard work, and commitment, we — the Electrical Team — are proud to have successfully completed the KNX Course, organized by **MSAR - Electric Power** 🎉

This journey was challenging but incredibly rewarding, equipping us with the knowledge and hands-on experience needed to excel in KNX smart systems.

What We Achieved:

Attended and completed all theoretical and practical sessions. ...more

👍👍👍 115      40 comments

Like   Comment   Repost   Send

Add a comment...

Most relevant

**Ahmed Sabry** · 1st  
Undergraduate Electrical power and ma...  
1mo

Great work 🎉🎉🎉

Like   1   Reply   1 reply

**MSAR** **PORTO KNX**

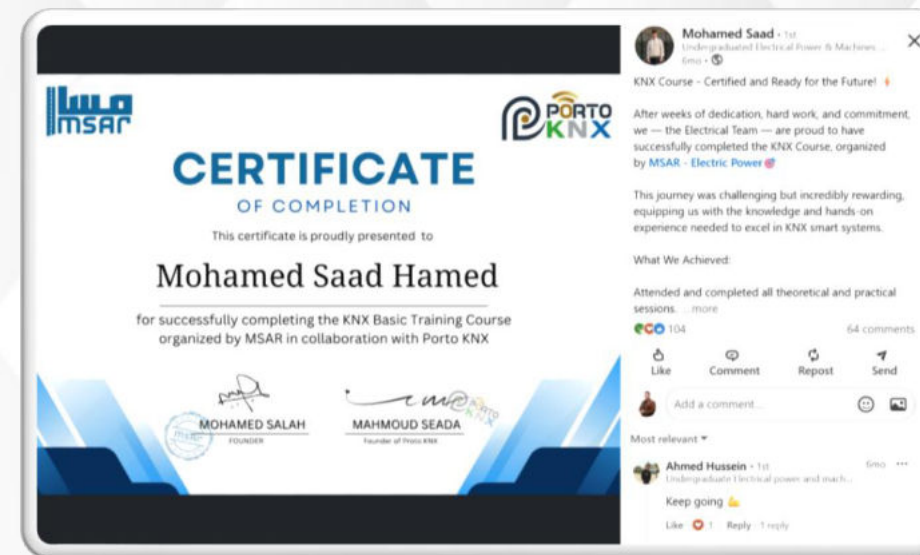
**CERTIFICATE OF COMPLETION**

This certificate is proudly presented to

**Yassen Mohamed Nasr**

for successfully completing the KNX Basic Training Course organized by MSAR in collaboration with Porto KNX

**MOHAMED SALAH** FOUNDER  
**MAHMOUD SEADA** Founder of Porto KNX



**Mohamed Saad** · 1st  
Undergraduate Electrical Power & Machines...  
1mo · Edited · 🌐

KNX Course - Certified and Ready for the Future! 🎉

After weeks of dedication, hard work, and commitment, we — the Electrical Team — are proud to have successfully completed the KNX Course, organized by **MSAR - Electric Power** 🎉

This journey was challenging but incredibly rewarding, equipping us with the knowledge and hands-on experience needed to excel in KNX smart systems.

What We Achieved:

Attended and completed all theoretical and practical sessions. ...more

👍👍👍 104      64 comments

Like   Comment   Repost   Send

Add a comment...

Most relevant

**Ahmed Hussein** · 1st  
Undergraduate Electrical power and mach...  
1mo

Keep going 🙌

Like   1   Reply   1 reply

**MSAR** **PORTO KNX**

**CERTIFICATE OF COMPLETION**

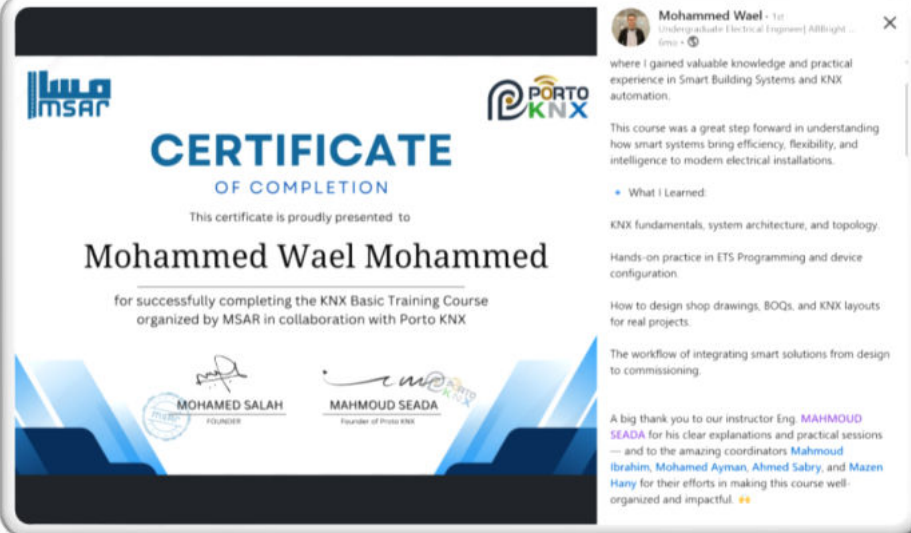
This certificate is proudly presented to

**Mohamed Saad Hamed**

for successfully completing the KNX Basic Training Course organized by MSAR in collaboration with Porto KNX

**MOHAMED SALAH** FOUNDER  
**MAHMOUD SEADA** Founder of Porto KNX





**CERTIFICATE OF COMPLETION**

This certificate is proudly presented to


## Mohammed Wael Mohammed

for successfully completing the KNX Basic Training Course organized by MSAR in collaboration with Porto KNX

**MOHAMED SALAH** FOUNDER  
**MAHMOUD SEADA** Founder of Porto KNX

**What I Learned:**  
 - KNX fundamentals, system architecture, and topology.  
 - Hands-on practice in ETS Programming and device configuration.  
 - How to design shop drawings, BOQs, and KNX layouts for real projects.  
 - The workflow of integrating smart solutions from design to commissioning.

A big thank you to our instructor Eng. **MAHMOUD SEADA** for his clear explanations and practical sessions — and to the amazing coordinators **Mahmoud Ibrahim, Mohamed Ayman, Ahmed Sabry, and Mazen Hany** for their efforts in making this course well-organized and impactful. 🌟



**CERTIFICATE OF COMPLETION**

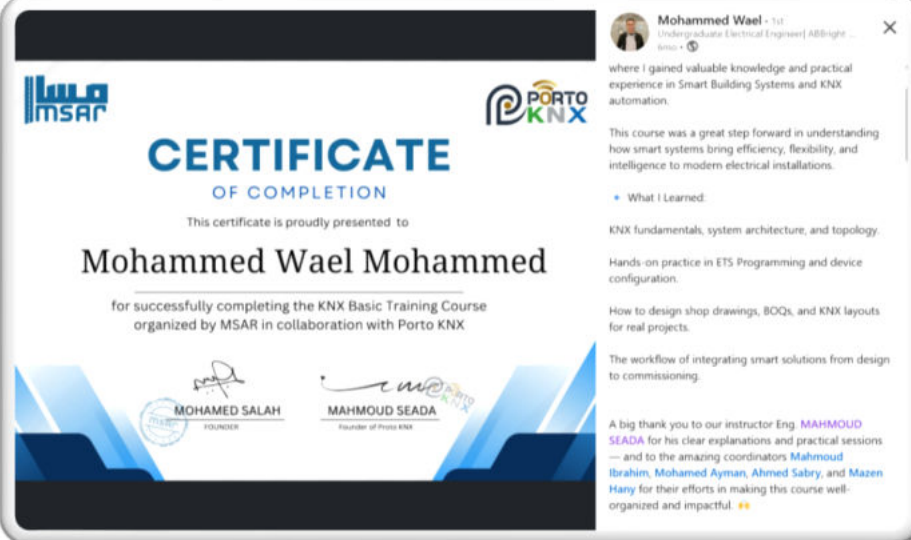
This certificate is proudly presented to

## Andrew Emad Anwar

for successfully completing the KNX Basic Training Course organized by MSAR in collaboration with Porto KNX

**MOHAMED SALAH** FOUNDER  
**MAHMOUD SEADA** Founder of Porto KNX

**What I Learned:**  
 - comprehensive phases:  
 - Phase 1: Theoretical Foundation  
 Introduction to Smart Systems - Overview of smart system technologies and applications.  
 KNX Basic Course - Covering essential principles, system architecture, and topology.  
 - Phase 2: Practical Implementation  
 ETS Programming - Led by Mahmoud Seada, covering hands-on KNX device configuration and project commissioning.  
 Design, Shop Drawing & BOQ Execution - Led by **MAHMOUD SEADA** applying theoretical concepts to real-world project workflows.  
 We are proud to be part of this distinguished group of future Smart System Experts!  
 A huge thank you to our amazing instructor **MAHMOUD SEADA**, and to all the coordinators who made this learning experience smooth and impactful. Your guidance and support were invaluable in making this course a success!



**CERTIFICATE OF COMPLETION**

This certificate is proudly presented to

## Mohammed Wael Mohammed

for successfully completing the KNX Basic Training Course organized by MSAR in collaboration with Porto KNX

**MOHAMED SALAH** FOUNDER  
**MAHMOUD SEADA** Founder of Porto KNX

**What I Learned:**  
 - KNX fundamentals, system architecture, and topology.  
 - Hands-on practice in ETS Programming and device configuration.  
 - How to design shop drawings, BOQs, and KNX layouts for real projects.  
 - The workflow of integrating smart solutions from design to commissioning.

A big thank you to our instructor Eng. **MAHMOUD SEADA** for his clear explanations and practical sessions — and to the amazing coordinators **Mahmoud Ibrahim, Mohamed Ayman, Ahmed Sabry, and Mazen Hany** for their efforts in making this course well-organized and impactful. 🌟



**CERTIFICATE OF COMPLETION**

This certificate is proudly presented to

## Andrew Emad Anwar

for successfully completing the KNX Basic Training Course organized by MSAR in collaboration with Porto KNX

**MOHAMED SALAH** FOUNDER  
**MAHMOUD SEADA** Founder of Porto KNX

**What We Achieved:**  
 - Attended and completed all theoretical and practical sessions. ... more  
 - 17 comments  
 - Like Comment Repost Send  
 - Add a comment...  
 - Most relevant  
 - **Mahmoud Ibrahim** • 1d  
 Electrical Power Engineering Student | KNX  
 Congratulations 🎉👏  
 Like 1 Reply



**KNX WINTER COURSE  
CERTIFICATE OF COMPLETION**

THIS IS TO CERTIFY THAT  
**Gana Ahmed Elbasuny**  
HAS COMPLETED THE REQUIREMENT OF KNX BASIC COURSE & Design WITH 35 HRS.  
PROGRAM CONTENT : INTRODUCTION TO SMART SYSTEMS - SYSTEM ARGUMENTS - SYSTEM OVERVIEW - TOPOLOGY - BUS DEVICES - KNX RF - INSTALLATION - DESIGN & SHOP DRAWING & BOQ BY USING AUTOCAD  
With 99% Grade

February 2025  
ENG Mahmoud EL- Marghany

**Gana Ahmed** • 2nd  
Electrical engineer student at D...  
10mo • 🌐

🎉 KNX Winter Course – Certified and Ready for the Future! 🎉

After weeks of dedication, hard work, and commitment, we are proud to have successfully completed the KNX Winter Course! This journey was challenging but incredibly rewarding, equipping us with the knowledge and hands-on experience needed to excel in KNX smart systems.

🎯 What We Achieved:

- ✅ Attended and completed all theoretical and practical sessions.
- ✅ Successfully worked on real-world tasks ...more

👍❤️👍 19      3 comments

Celebrate   Comment   Repost   Send

Give your good wishes...

Most relevant ▾

**MAHMOUD SEADA** • You      9mo ...  
KNX Tutor ++ || KNX Awards Winner 🏆 ||...

Congratulations 🎉👏, Wishing you all the best 🙌

Like | Reply | 164 impressions



**Nouran Ashraf** • 1st  
Electrical Engineer | Freelance Technical Office...  
11mo • 🌐

Wrapped up the KNX Winter Course — and what a journey it was!

I'm beyond proud to share that I've officially completed the KNX Winter Course, and it's been one of the most enriching technical experiences I've had so far!

Over the past weeks, I challenged myself, pushed my limits, and learned more than I ever expected — not just about "smart systems" and "KNX technology", but also about teamwork, precision, and the power of good mentorship.

What I've learned & achieved:  
 Attended all sessions — both theory and ...more  
 🎉👏 49 10 comments

**KNX WINTER COURSE**  
**CERTIFICATE OF COMPLETION**  
 THIS IS TO CERTIFY THAT  
**Nouran Ashraf Mohammed**  
 HAS COMPLETED THE REQUIREMENT OF KNX BASIC COURSE & Design WITH 35 HRS.  
 PROGRAM CONTENT : INTRODUCTION TO SMART SYSTEMS - SYSTEM ARGUMENTS - SYSTEM OVERVIEW - TOPOLOGY - BUS DEVICES - KNX RF - INSTALLATION - DESIGN & SHOP DRAWING & BOQ BY USING AUTOCAD  
 USING AUTOCAD  
 With 97% Grade

February 2025  
 ENG Mahmoud Seada

MAHMOUD SEADA • You  
 KNX Tutor ++ || KNX Awards Winner 🏆 ...  
 Congratulations 🎉👏, Wishing you all the best 🍀

Like 1 | Reply | 88 impressions

**Ahmed Abdel Jalil** • 2nd + Follow  
Ahmed  
A Fresh graduated Electrical Pow...  
10mo • Edited • 🌐

KNX Winter Course – Certified and Ready for the Future! 🚀

After weeks of dedication, hard work, and commitment, we are proud to have successfully completed the KNX Winter Course! This journey was challenging but incredibly rewarding, equipping us with the knowledge and hands-on experience needed to excel in KNX smart systems.

What We Achieved:

- ✅ Attended and completed all theoretical and practical sessions.
- ✅ Successfully worked on real-world tasks and projects.
- ✅ Mastered KNX Basics, Design, Shop Drawings, BOQ, and ETS Programming.
- ✅ Earned an official KNX Winter Course Certificate! 🏆

Course Structure:

The KNX Winter Course was divided into two comprehensive phases:

- Phase 1: Theoretical Foundation Led by Mahmoud El-Marghany

**KNX WINTER COURSE**  
**CERTIFICATE OF COMPLETION**  
 THIS IS TO CERTIFY THAT  
**Ahmed Abdel Jalil Ahmed**  
 HAS COMPLETED THE REQUIREMENT OF KNX BASIC COURSE & Design WITH 35 HRS.  
 PROGRAM CONTENT : INTRODUCTION TO SMART SYSTEMS - SYSTEM ARGUMENTS - SYSTEM OVERVIEW - TOPOLOGY - BUS DEVICES - KNX RF - INSTALLATION - DESIGN & SHOP DRAWING & BOQ BY USING AUTOCAD  
 USING AUTOCAD  
 With 97% Grade

February 2025  
 ENG Mahmoud Seada



**Nouran Ashraf** · 1st  
Electrical Engineer | Freelance Technical Office...  
11mo · 🌐

✅ Built real project solutions from scratch  
 ✅ Learned KNX Basics, System Design, Shop Drawings, BOQ, and ETS Programming  
 ✅ Earned my official KNX Winter Course Certificate 🏆

**Course Highlights:**

- Phase 1 – Theoretical groundwork, brilliantly explained by **Mahmoud El-Marghany**
- Phase 2 – Practical sessions with **MAHMOUD SEADA**, where we applied what we learned through ETS and real-world project workflows

What truly made this course special was the incredible people I knew, the supportive coordinators, and the motivation I felt every single day to grow.

To our instructors and the whole **PORTO SMART | KNX Training Center ++** team — thank you for believing in us and creating a space where learning felt empowering. 🙏

This is just the beginning — I'm excited and ready for the next challenge in the world of smart buildings and automation!

#KNX #SmartSystems #KNXTraining #Automation #EngineeringJourney #KNXWinterCourse #FutureReady #WomenInEngineering #GratefulAndGrowing

**Nouran Ashraf** · 1st  
Electrical Engineer | Freelance Technical Office...  
11mo · 🌐

Wrapped up the KNX Winter Course — and what a journey it was!

I'm beyond proud to share that I've officially completed the KNX Winter Course, and it's been one of the most enriching technical experiences I've had so far!

Over the past weeks, I challenged myself, pushed my limits, and learned more than I ever expected — not just about "smart systems" and "KNX technology", but also about teamwork, precision, and the power of good mentorship.

What I've learned & achieved:

✅ Attended all sessions — both theory and ...more  
 🏆 49 10 comments

Celebrate Comment Repost Send

Give your good wishes...

Most relevant ▾

**MAHMOUD SEADA** · You · 11mo ...  
KNX Tutor ++ | KNX Awards Winner 🏆

Congratulations 🎉 🙌, Wishing you all the best 🙏

1 like 1 🙌 1 🙌 1 🙌



**KNX WINTER COURSE**  
**CERTIFICATE OF COMPLETION**

THIS IS TO CERTIFY THAT  
**yousef ibrahim gomaa**  
 HAS COMPLETED THE REQUIREMENT OF KNX BASIC COURSE & Design WITH 35 HRS.  
 PROGRAM CONTENT : INTRODUCTION TO SMART SYSTEMS - SYSTEM ARGUMENTS - SYSTEM OVERVIEW - TOPOLOGY - BUS DEVICES - KNX RF - INSTALLATION - DESIGN & SHOP DRAWINGS & BOQ BY USING AUTOCAD  
 With 98% Grade

February 2025

Dr. Mahmoud EL-Marghany | Dr. Mahmoud Seada

You and 51 others | 43 comments

**KNX WINTER COURSE • 29 pages**

**KNX WINTER COURSE**  
**CERTIFICATE OF COMPLETION**

THIS IS TO CERTIFY THAT  
**Tawfik Khalil Haider**  
 HAS COMPLETED THE REQUIREMENT OF KNX BASIC COURSE & Design WITH 35 HRS.  
 PROGRAM CONTENT : INTRODUCTION TO SMART SYSTEMS - SYSTEM ARGUMENTS - SYSTEM OVERVIEW - TOPOLOGY - BUS DEVICES - KNX RF - INSTALLATION - DESIGN & SHOP DRAWINGS & BOQ BY USING AUTOCAD  
 With 100% Grade 2ND IN 03

February 2025

Dr. Mahmoud EL-Marghany | Dr. Mahmoud Seada

**KNX WINTER COURSE**  
**CERTIFICATE OF COMPLETION**

THIS IS TO CERTIFY THAT  
**Mahmoud Mohamed Ashraf**  
 HAS COMPLETED THE REQUIREMENT OF KNX BASIC COURSE & Design WITH 35 HRS.  
 PROGRAM CONTENT : INTRODUCTION TO SMART SYSTEMS - SYSTEM ARGUMENTS - SYSTEM OVERVIEW - TOPOLOGY - BUS DEVICES - KNX RF - INSTALLATION - DESIGN & SHOP DRAWING & BOQ BY USING AUTOCAD  
 With 99% Grade 4TH IN 04

February 2025

Dr. Mahmoud EL-Marghany | Dr. Mahmoud Seada

You and 83 others | 70 comments

**KNX WINTER COURSE**  
**CERTIFICATE OF COMPLETION**

THIS IS TO CERTIFY THAT  
**Ahmed Gamal Mohamed**  
 HAS COMPLETED THE REQUIREMENT OF KNX BASIC COURSE & Design WITH 35 HRS.  
 PROGRAM CONTENT : INTRODUCTION TO SMART SYSTEMS - SYSTEM ARGUMENTS - SYSTEM OVERVIEW - TOPOLOGY - BUS DEVICES - KNX RF - INSTALLATION - DESIGN & SHOP DRAWING & BOQ BY USING AUTOCAD  
 With 93% Grade

February 2025

Dr. Mahmoud EL-Marghany | Dr. Mahmoud Seada

**KNX WINTER COURSE**  
**CERTIFICATE OF COMPLETION**

THIS IS TO CERTIFY THAT  
**Ibrahim Ali Ahmed Elghoul**  
 HAS COMPLETED THE REQUIREMENT OF KNX BASIC COURSE & Design WITH 35 HRS.  
 PROGRAM CONTENT : INTRODUCTION TO SMART SYSTEMS - SYSTEM ARGUMENTS - SYSTEM OVERVIEW - TOPOLOGY - BUS DEVICES - KNX RF - INSTALLATION - DESIGN & SHOP DRAWINGS & BOQ BY USING AUTOCAD  
 With 90% Grade

February 2025

Dr. Mahmoud EL-Marghany | Dr. Mahmoud Seada

You and 68 others | 54 comments





❖ We organized a lot of Live amazing quizzes using KAHOOT in funny way and offer all of our winners with amazing prizes like:

- ❖ Free certified **KNX** Basic, HVAC Course.
- ❖ Free Translated **KNX** Books.
- ❖ Huge discounts for Certified **KNX** Courses.



## 7 Live KNX Quizzes & Amazing Prizes

- ❖ We organize quizzes as standalone sessions and after every free live course.
- ❖ This adds a nice and attractive element to our training for our trainees.





Join at [www.kahoot.it](http://www.kahoot.it)  
or with the Kahoot! app

Game PIN:  
**363 200**



## Kahoot! at work

Start

Mahmoud	Mina Adel	Ahmed	Eman Ayman
Omar Mohammed	Eslam el-shiekh	gana	Ahmed Abdel Jal
Ibrahim Ali	mostafa	Ahmed Fathy Say	Mohamed Alaa
Sameh	Amira	ESRAA	Tawfik khaliil H
			Ahmed Ashraf 02

41





Join at [www.kahoot.it](http://www.kahoot.it)  
or with the Kahoot! app

Game PIN:  
**41 850**



Copy link to share

## Kahoot! at work

Start

- |                 |                |                 |                 |      |
|-----------------|----------------|-----------------|-----------------|------|
| Esraa           | Toka Ahmed     | جابر محمد       | Mohamed Ahmed O | Omar |
| aya nader       | mohamed elnady | Mohamed Fathall | Abdallah kassem |      |
| O-Ahmed         | Ali Lila       | Mohmmmed Antar  | Shahd Salem     |      |
| Hossam Mohammed | Omar mohammed  | Yousef ibrahim  | 70              |      |





With the ETS Lite Version, How many devices can be added in one project?

Skip

5

83  
Answers

<input checked="" type="radio"/> 5 Devices	<input type="radio"/> 20 Device
<input type="radio"/> 64 Device	<input type="radio"/> Unlimited Devices





❖ We organize another amazing quizzes and choosing winners between all subscribers

Eid Fetr 2026 "Porto KNX"

We have a winner!

**Ammar khaled**

Close Remove

Entries 106 Results 3

Shuffle Sort Add image Advanced

- بِسَادَة سَمْعَان
- Bahaa Gamal
- Abdelbaki Gomaa
- Mohamed Ashraf
- Hussein Ali
- Haitham Mohamed
- Abdelsalam Mohammad
- Khalid sobhy
- Ghazi Marwan
- Esraa muhamed
- Ziad Mohamed
- Ahmed Atef
- Ahmed Emad
- Abdallah abdefattah
- Omar Soliman
- Eslam Bakheet
- Amr Karam
- Ahmed Mohamed El Hassani
- Mohammed Maihoub
- Kaream Abdelnaser
- Tarek Badr
- Fadi Gerdes

Beta + Add wheel



❖ We organize another amazing quizzes and choosing winners between all subscribers

The screenshot displays a quiz interface for "Eid Fetr 2026 'Porto KNX'". A large wheel of names is shown, with a red banner indicating a winner: "We have a winner! Mohamed Othman". To the right, a list of 106 entries is visible, including names like Bahaa Gamal, Abdelbaki Gomaa, Mohamed Ashraf, Hussein Ali, Haitham Mohamed, Abdelsalam Mohammad, Khalid sobhy, Ghazi Marwan, Esraa muhamed, Ziad Mohamed, Ahmed Atef, Ahmed Emad, Abdallah abdefattah, Omar Soliman, Eslam Bakheet, Amr Karam, Ahmed Mohamed El Hassani, Mohammed Maihoub, Kaream Abdelnaser, Tarek Badr, and Fadi Geraes. The interface also includes options for Shuffle, Sort, Add image, and Advanced settings.



❖ We organize another amazing quizzes and choosing winners between all subscribers





❖ We organize another amazing quizzes and choosing winners between all subscribers

The screenshot shows a quiz interface titled "Eid Fetr 2026 'Porto KNX'". In the center, a large wheel of names is displayed, with a red banner across it that says "We have a winner!". Below the banner, the name "Yasser Asem" is highlighted in a dark box. To the right of the wheel, there is a "Results" panel with a list of names. The list includes:

- بنساده سمعان
- Bahaa Gamal
- Abdelbaki Gomaa
- Mohamed Ashraf
- Hussein Ali
- Haitham Mohamed
- Abdelsalam Mohammad
- Khalid sobhy
- Ghazi Marwan
- Esraa muhamed
- Ziad Mohamed
- Ahmed Atef
- Ahmed Emad
- Abdallah abdelfattah
- Omar Soliman
- Eslam Bakheet
- Amr Karam
- Ahmed Mohamed El Hassani
- Mohammed Maihoub
- Kaream Abdelnaser
- Tarek Badr
- Fadi Geræs

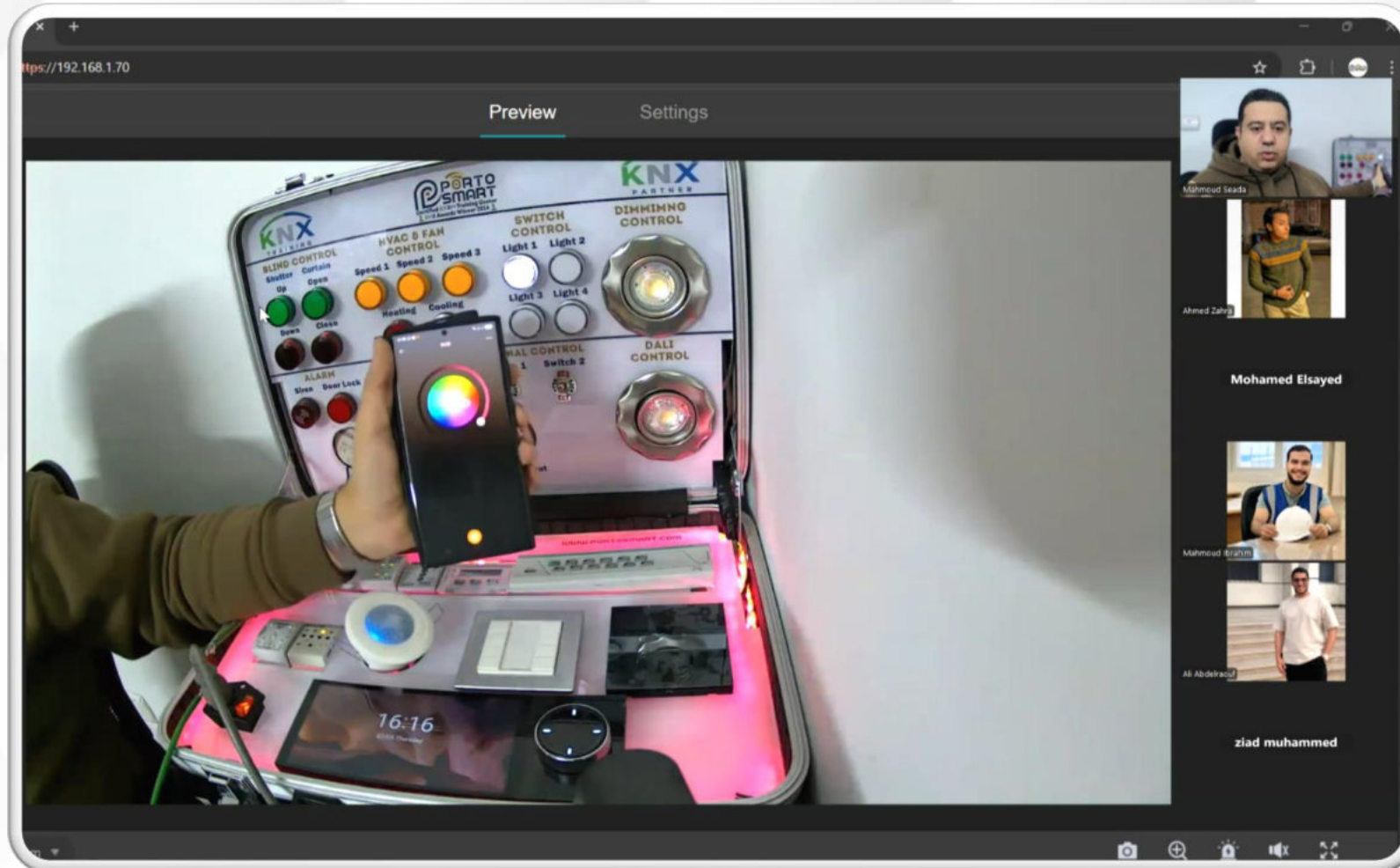
At the bottom of the results panel, there is a "Beta" label and a button that says "+ Add wheel".



◀◀◀ 8- UPGRADING OUR KNX KITS ▶▶▶



- ❖ One of our biggest continuous investments, was upgrading our KNX training kits.
- ❖ We transformed them into complete practical learning environments.





### ❖ Our upgraded kits now include:

- ❖ Control **Lighting** as switching and dimming.
- ❖ Control **DALI Lighting** as Single, RGB and CCTW Lights.
- ❖ Control **Shutters** and curtain with more Channels.
- ❖ Control **HVAC** systems, IR emitters & FCU actuators.
- ❖ **Binary inputs** for alarm and security systems.
- ❖ **Multiple keypads** from different manufacturers.
- ❖ **Touch screens** with built-in servers.
- ❖ **Mobile app** integration.
- ❖ **Alexa voice control** integration.
- ❖ **Connect Intercom systems & IP camera** with **KNX**



### ❖ Our upgraded kits now include:

- ❖ Integration KNX RF devices using “RF Sensor & RF Media Coupler”
- ❖ Using KNX energy meters for reading Power consumption & monitoring charts.
- ❖ Underfloor heating control.
- ❖ Heating barrier applications.
- ❖ Integration Conventional sensors and Push-button with KNX.
- ❖ Integrations Weather stations.
- ❖ KNX Presence and Motion sensors.
- ❖ Apply Constant light control.
- ❖ Wind alarm automation with shutters.



◀◀◀ 9- REVIEWS ABOUT OUR FREE LEARNING PLATFORMS ▶▶▶



- ❖ Porto **KNX** has put in a significant effort to make Learning **KNX** easy and attractive for FREE.
- ❖ The positive feedback received on our extensive Learning project speaks for itself.
- ❖ Our trainees have shared glowing reviews about the resources used in this educational initiative.
- ❖ They particularly appreciate the quality of our videos and courses.
- ❖ Now we will show some of these testimonials as a sample from these huge comments



## ❖ Some Reviews of our trainees on Google "5 Starts":

**PORTO SMART**

Your business on Google

Profile strength **Complete info**

252 customer interactions

Edit profile Read reviews Photos Posts Performance Advertise

Edit products Edit services Bookings Ask for review...

Complete your profile  
Add details and get discovered by more customers

Create ad  
Promote your business with an ad on Google

Get custom email  
Set up business email @your-business.com with Google Workspace

Only managers of this profile can see this

portoknx.com  
https://portoknx.com

**Porto KNX "Free KNX Learning Platform"**

Videos, Courses, ETS Projects, Books and others. We also offer all Certified courses by our: Certified Training center ++. Porto Smart. Facebook Youtube ... [Read more](#)

PORTO SMART

5.0 ★★★★★ 85 Google reviews

Training center in Port Fuad

You manage this Business Profile

Website Directions +3

**Address:** Street 12, Port Fouad City, Port Said Governorate 8584231

**Phone:** 010 10007260

**Hours:** Open · Closes 5 PM

Edit your business information

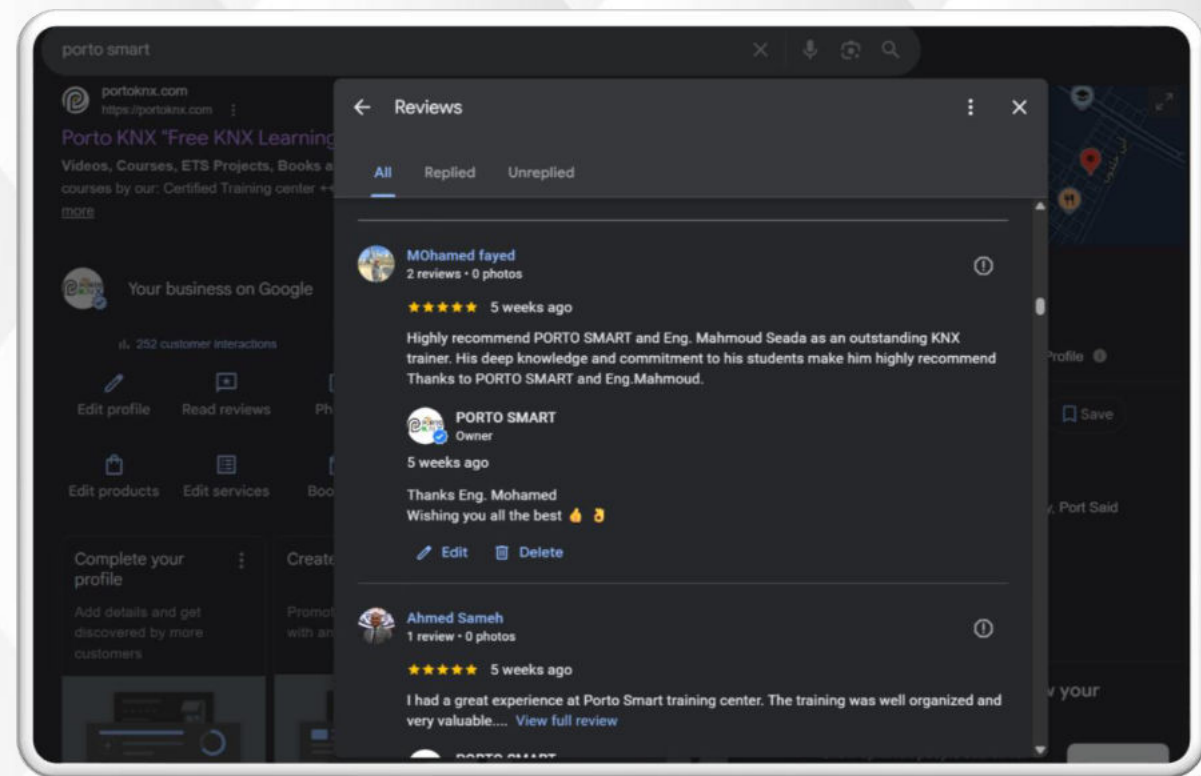
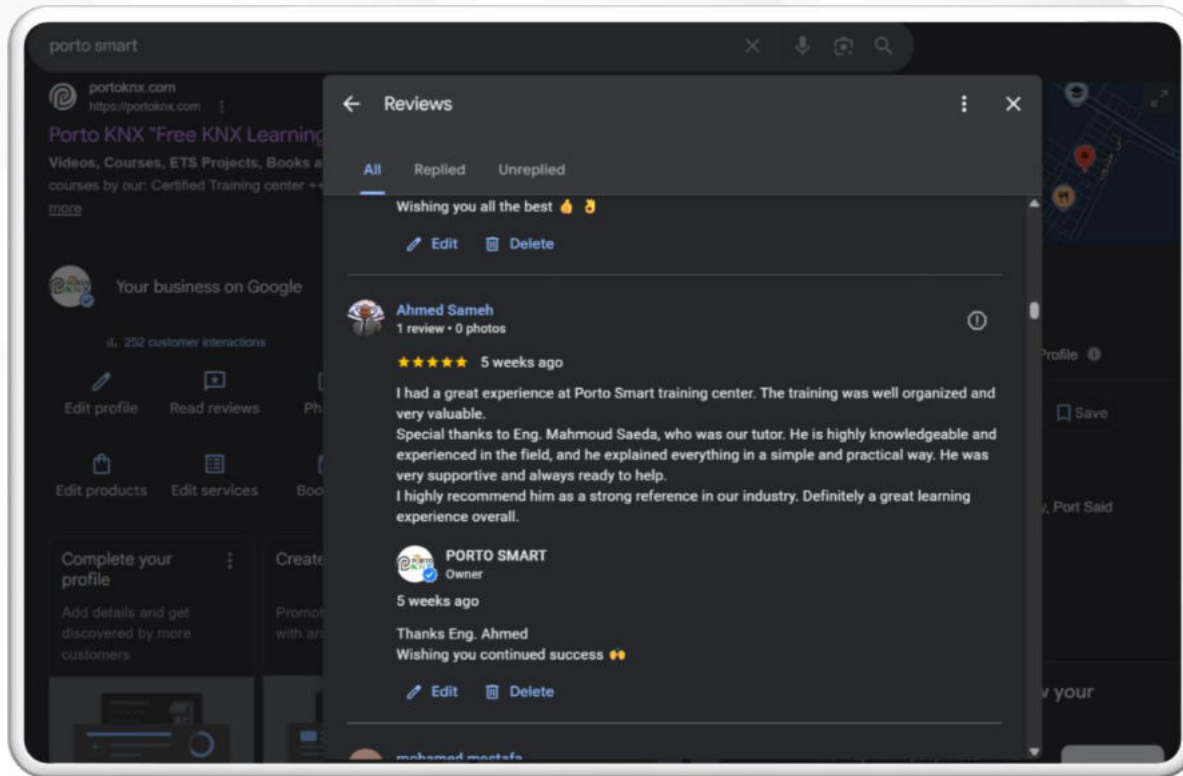
Take the next step to grow your business

Show up when people search for what you offer

Start advertising

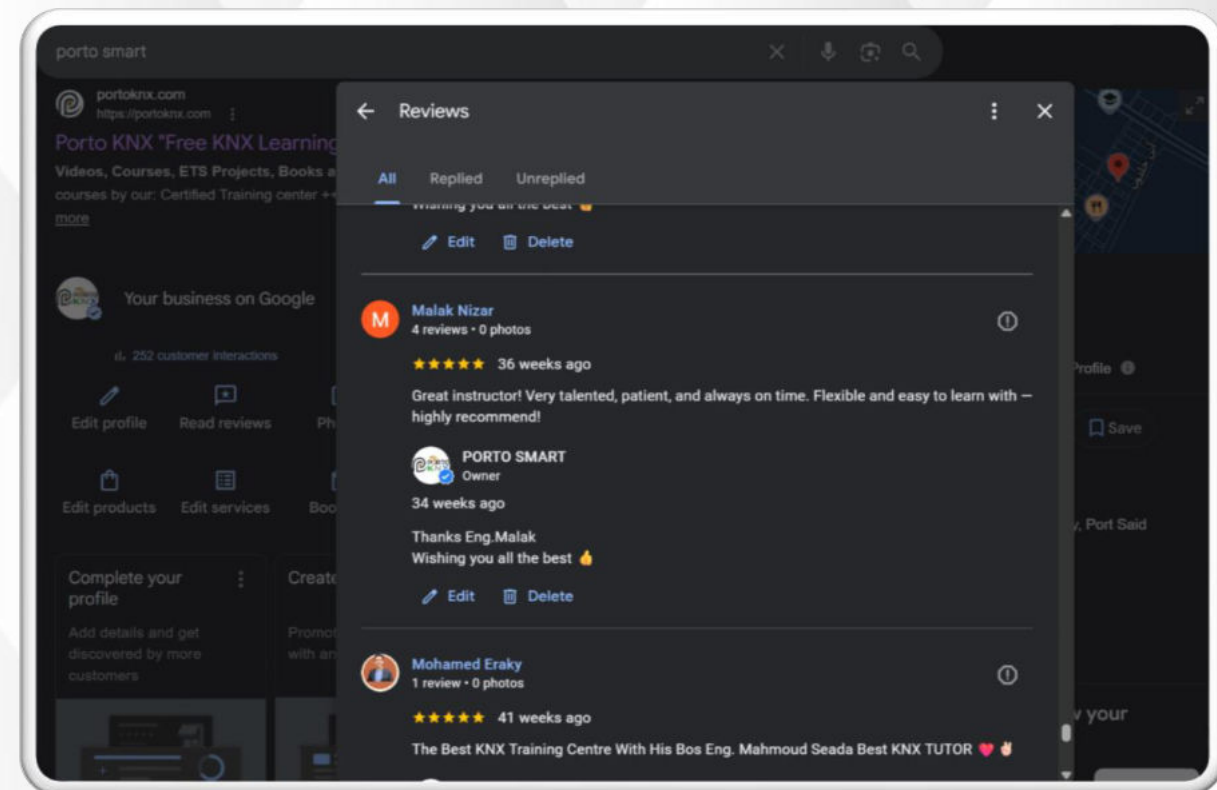
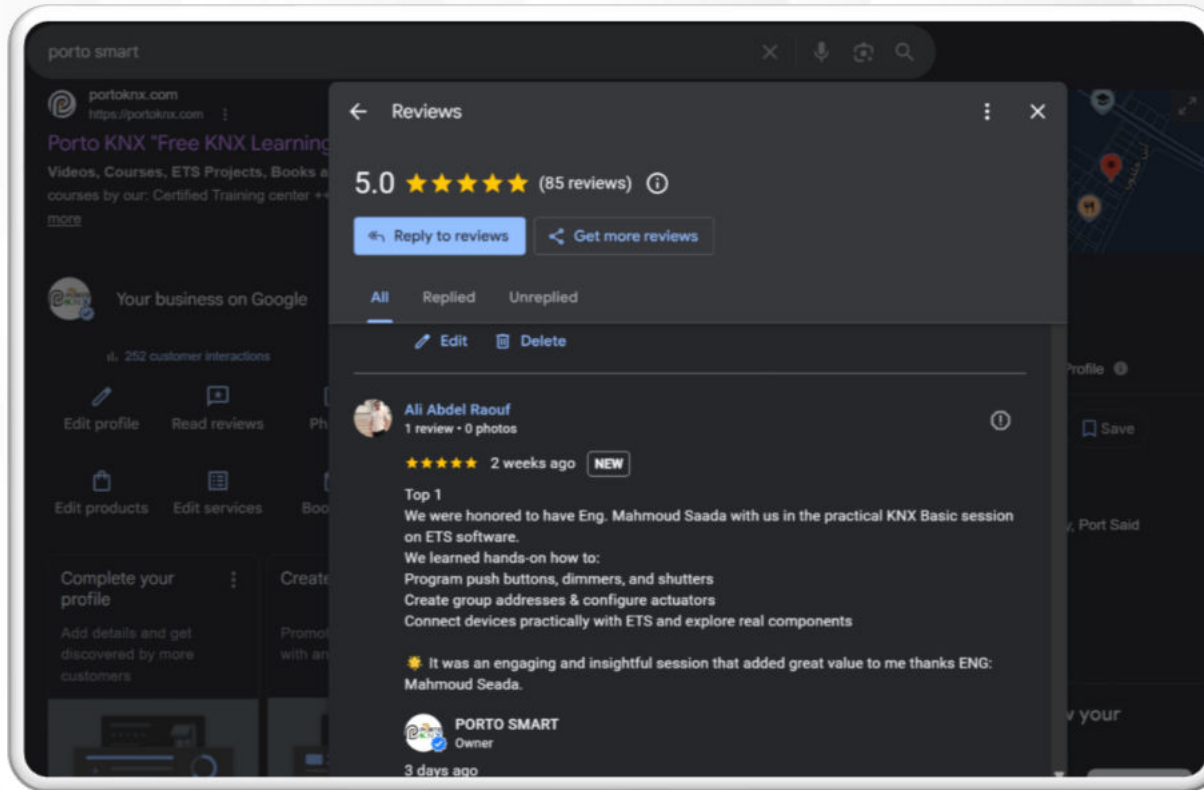


## ❖ Some Reviews of our trainees on Google "5 Starts"::



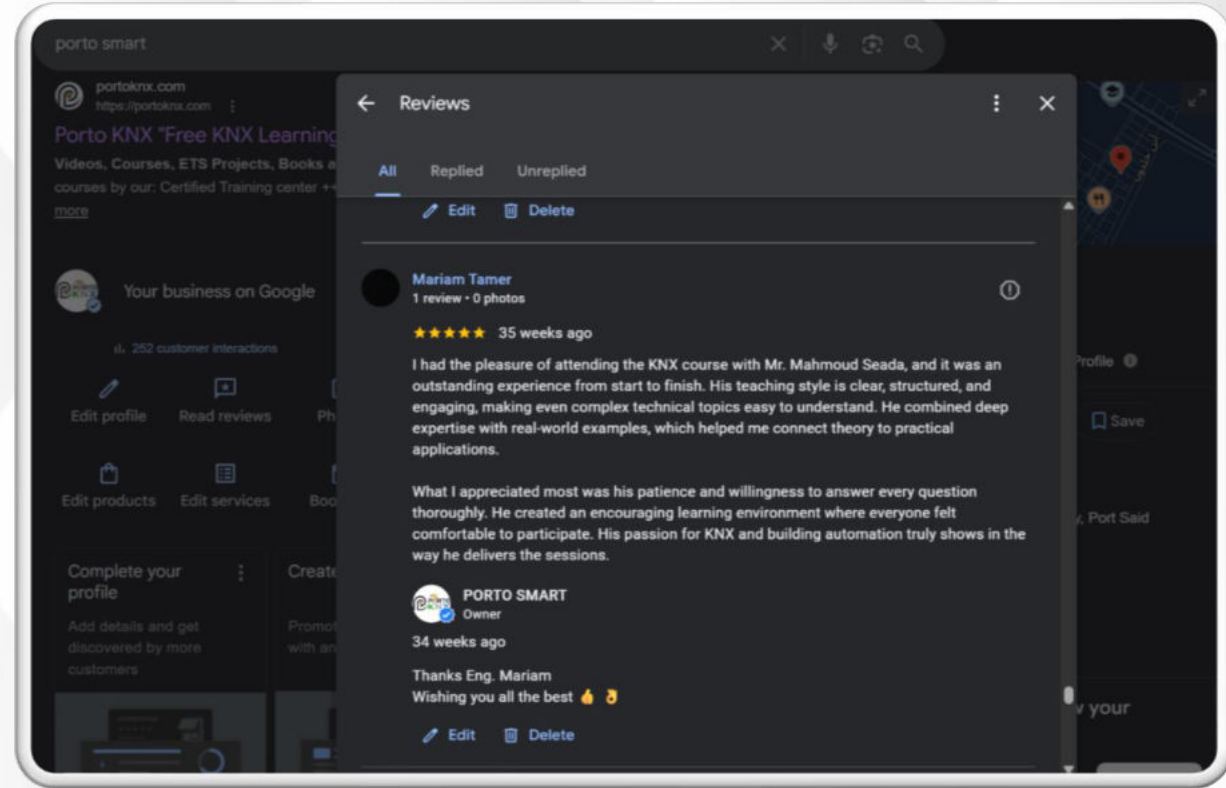
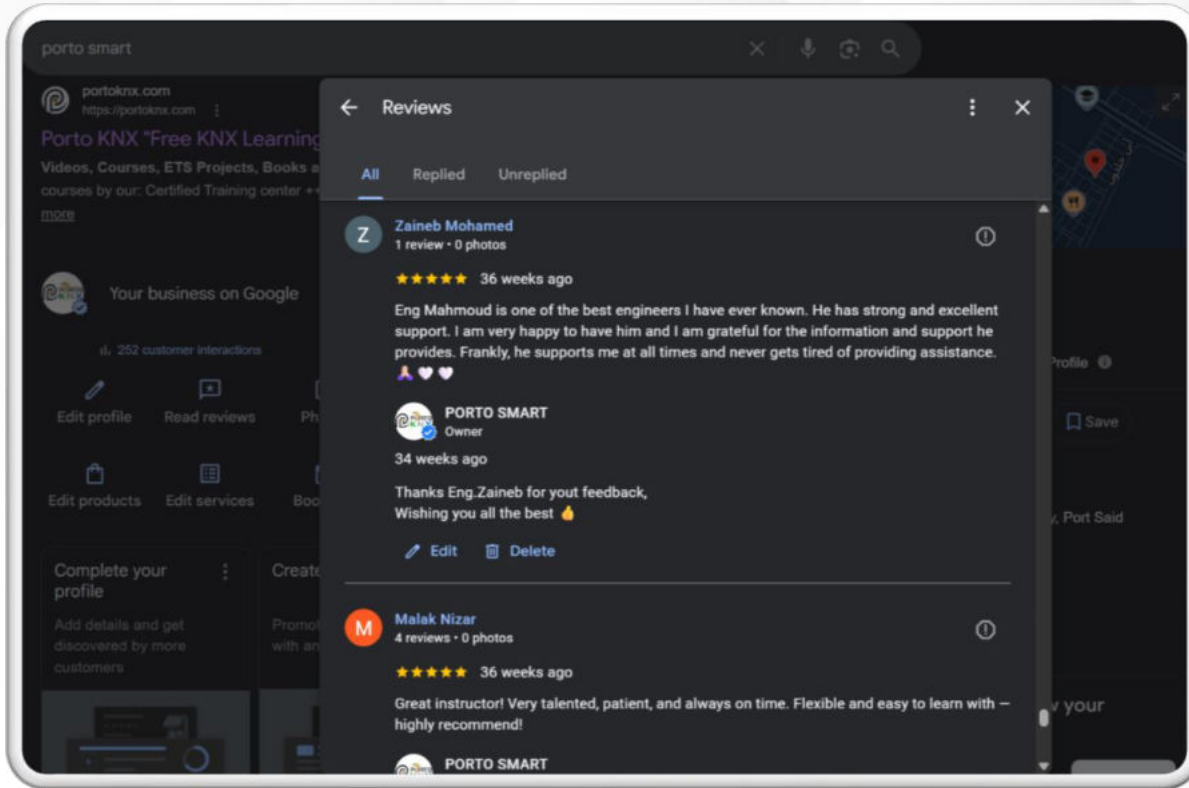


## ❖ Some Reviews of our trainees on Google "5 Starts":



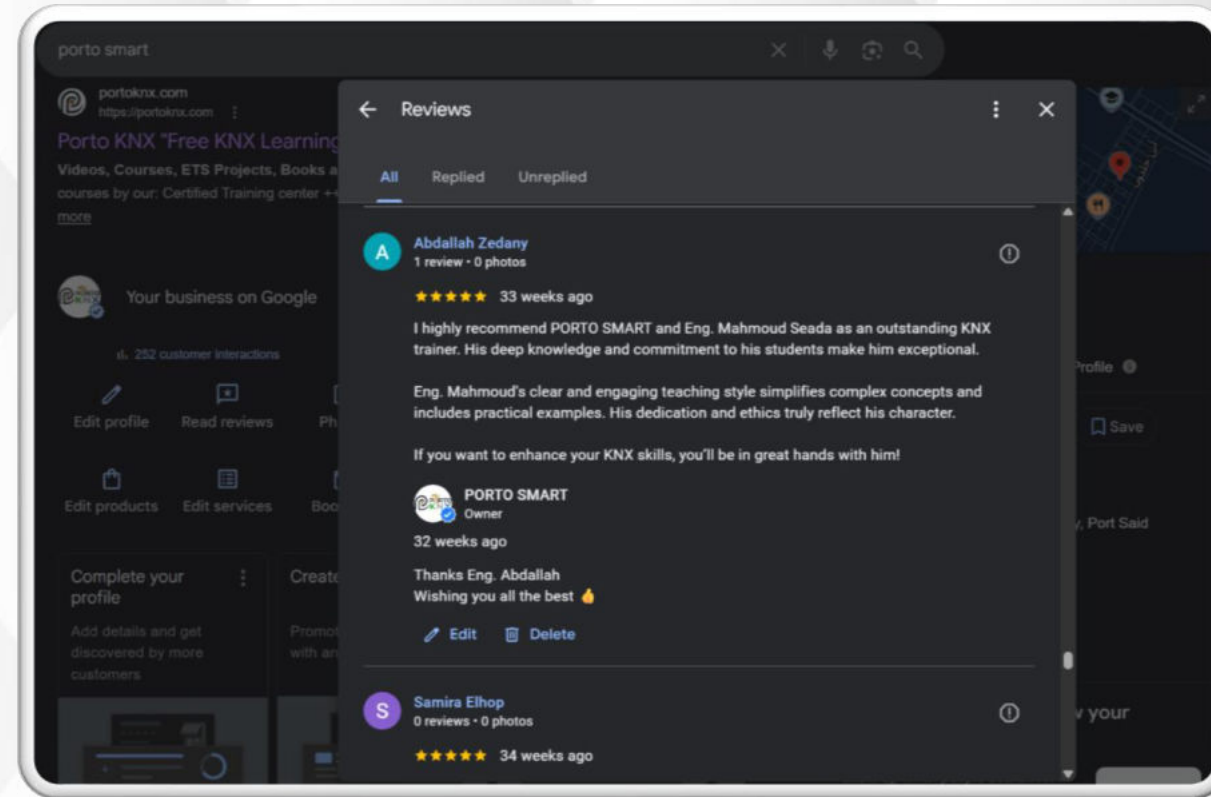
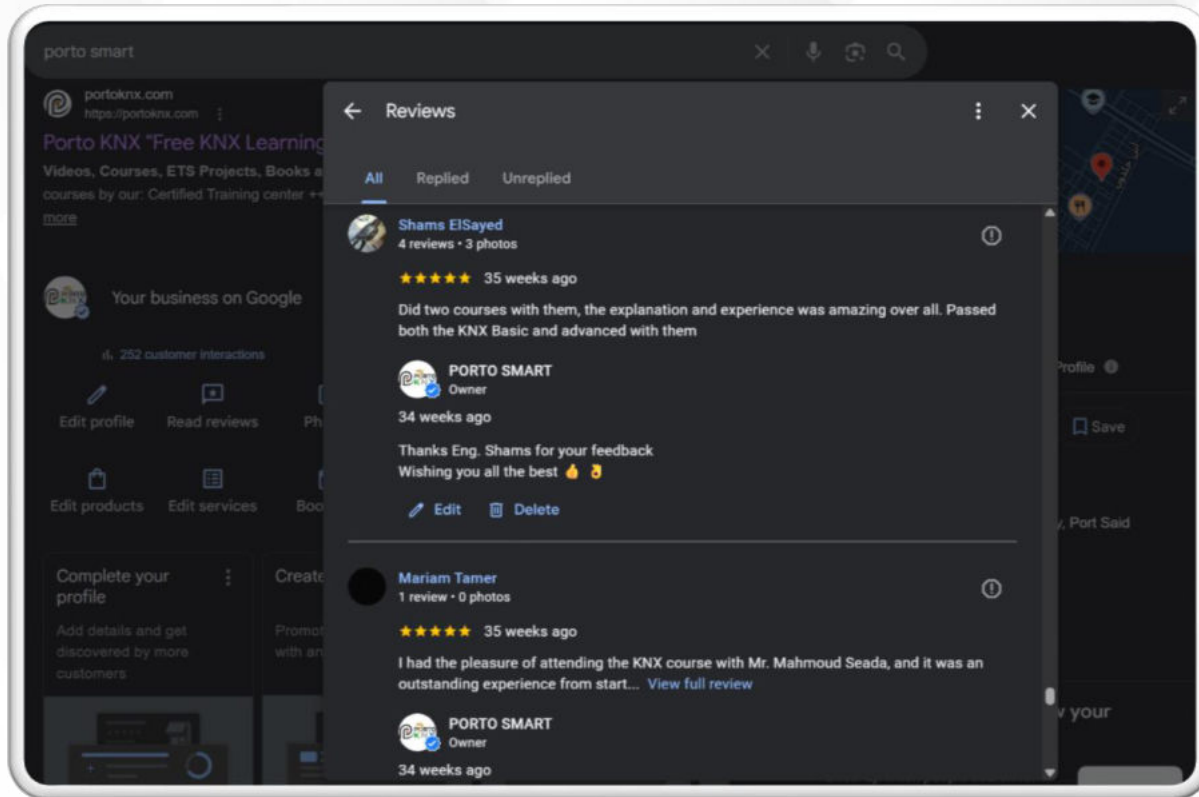


## ❖ Some Reviews of our trainees on Google “5 Starts”:



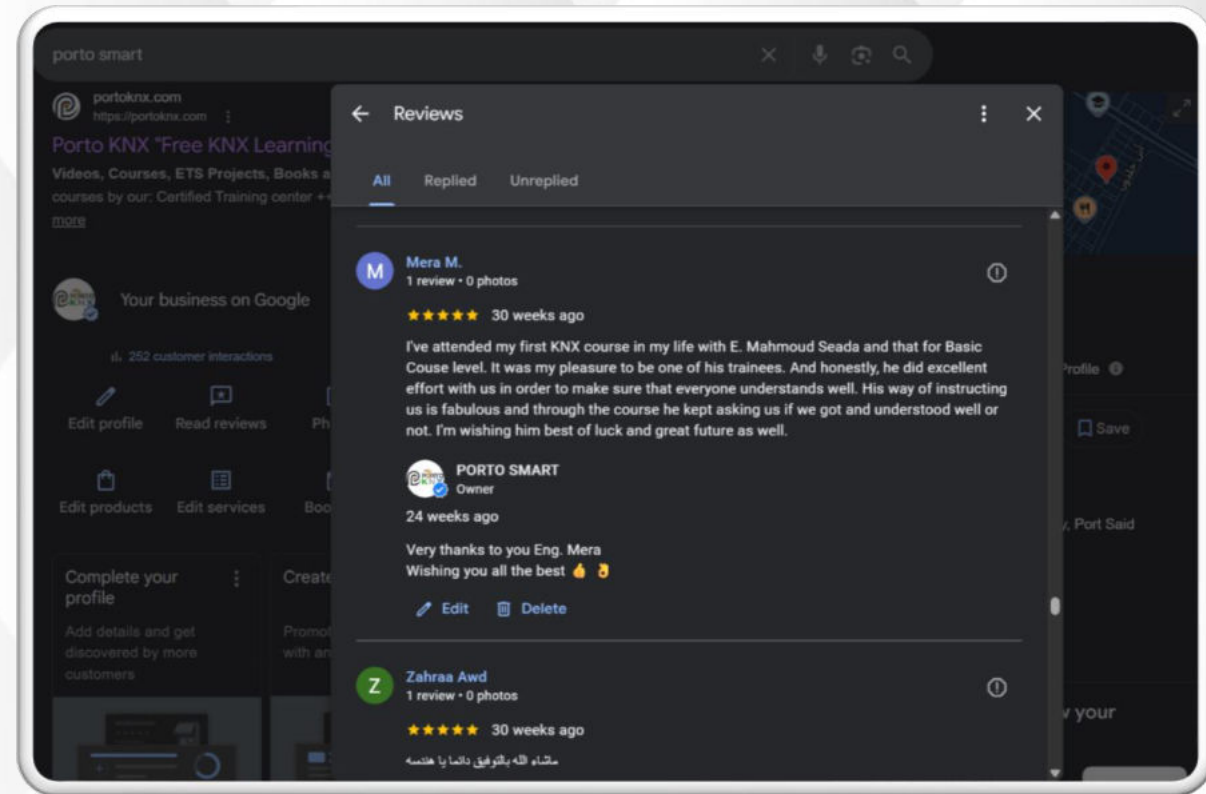
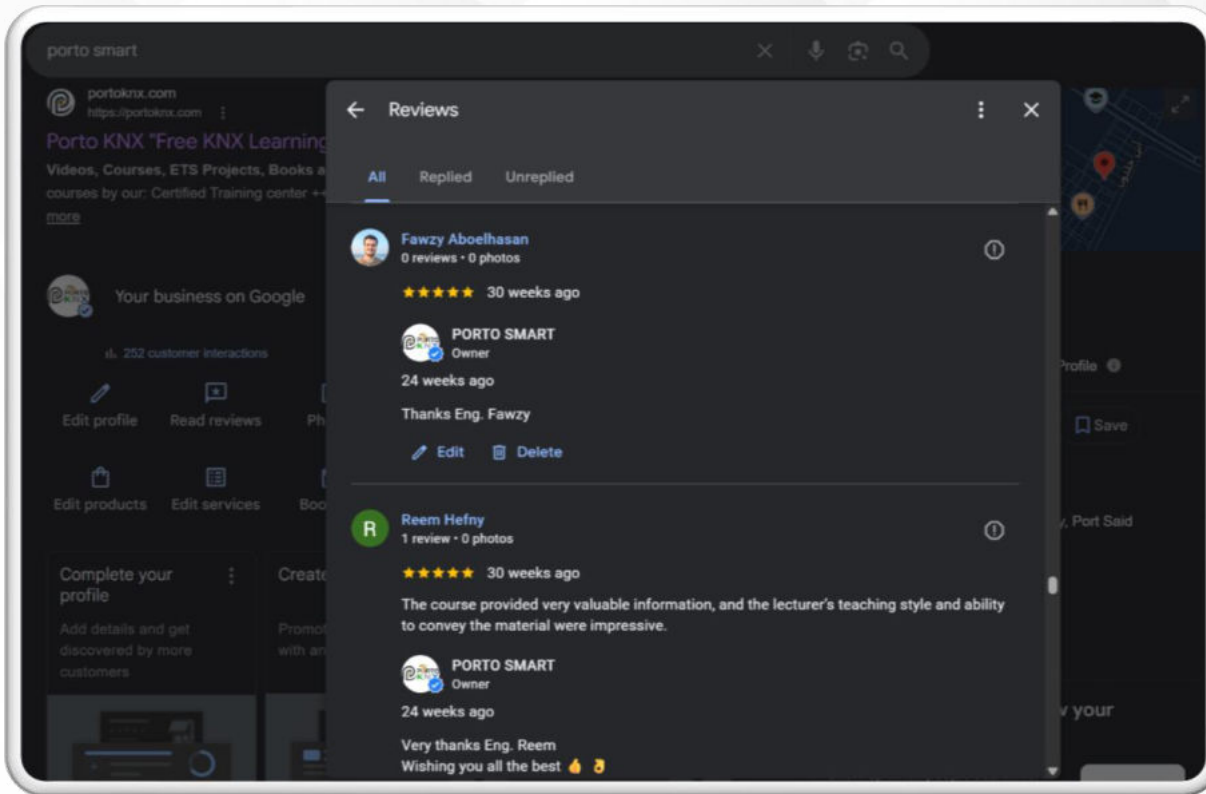


## ❖ Some Reviews of our trainees on Google "5 Stars":



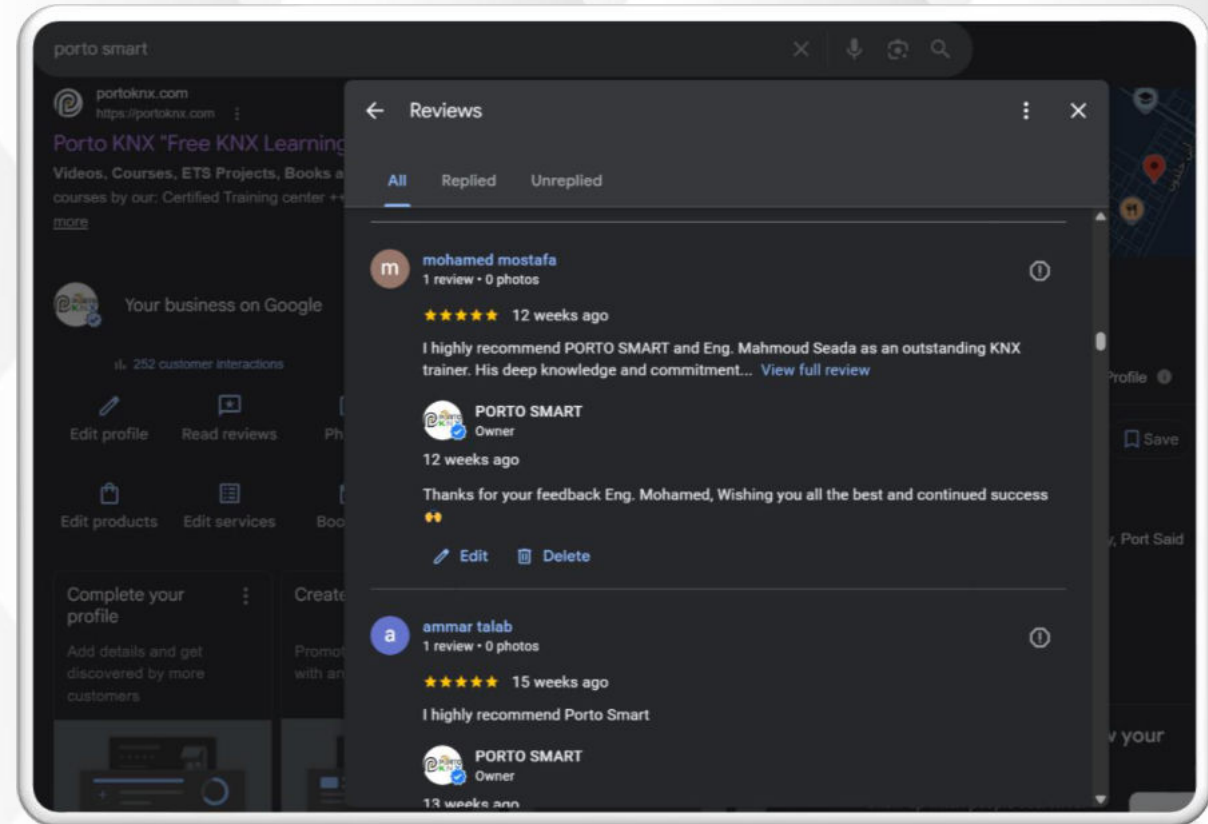
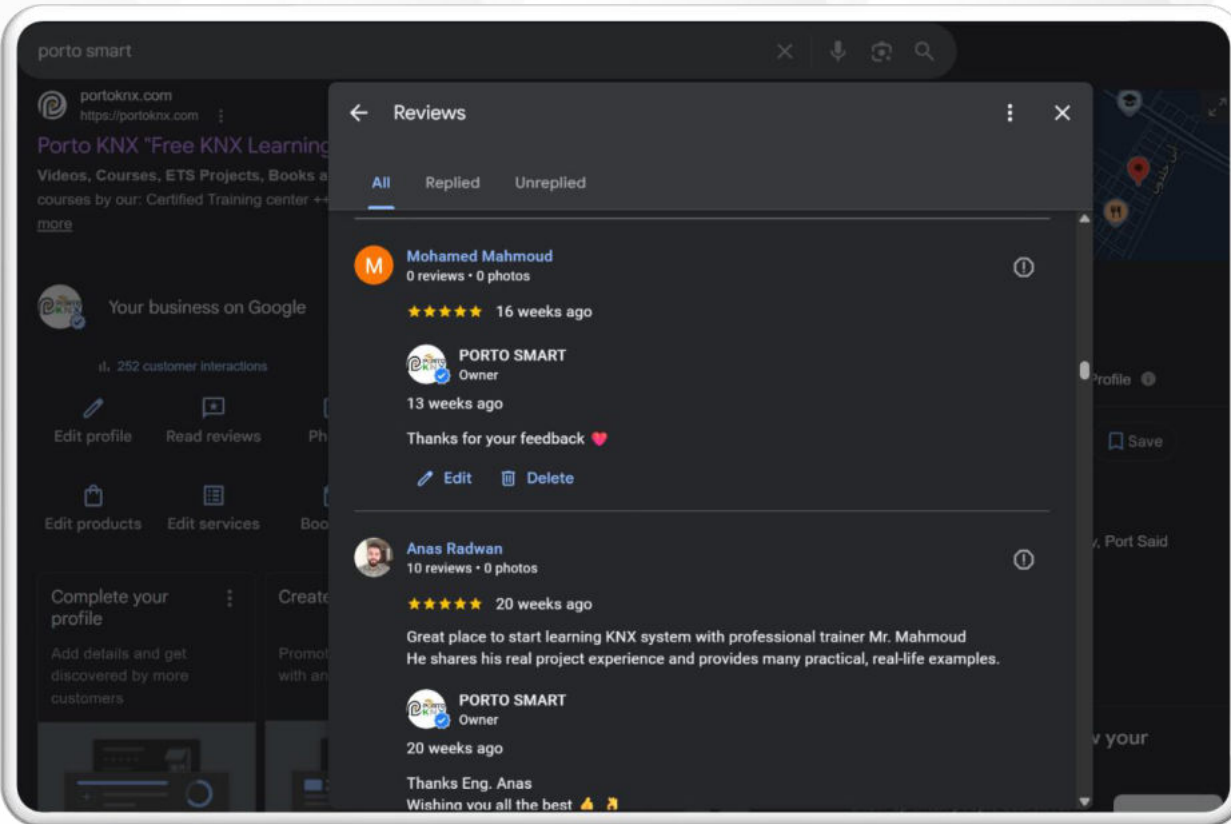


## ❖ Some Reviews of our trainees on Google "5 Starts":



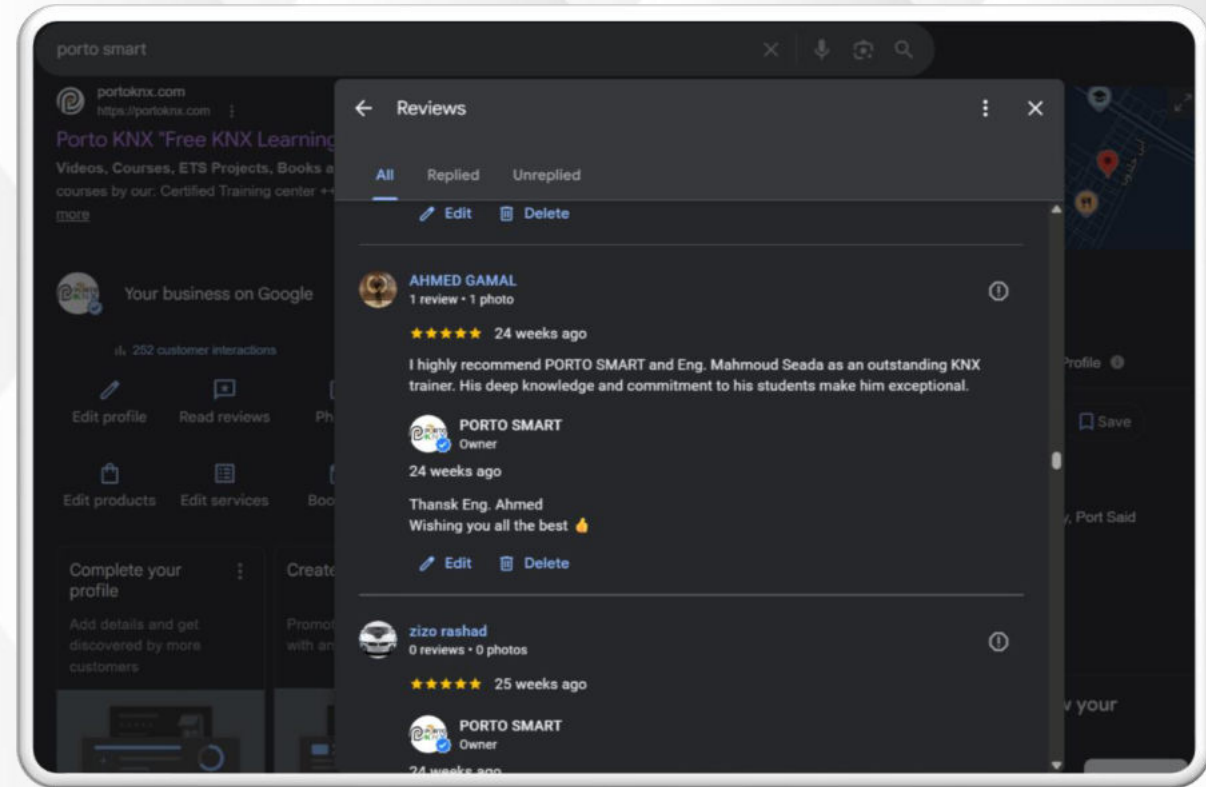
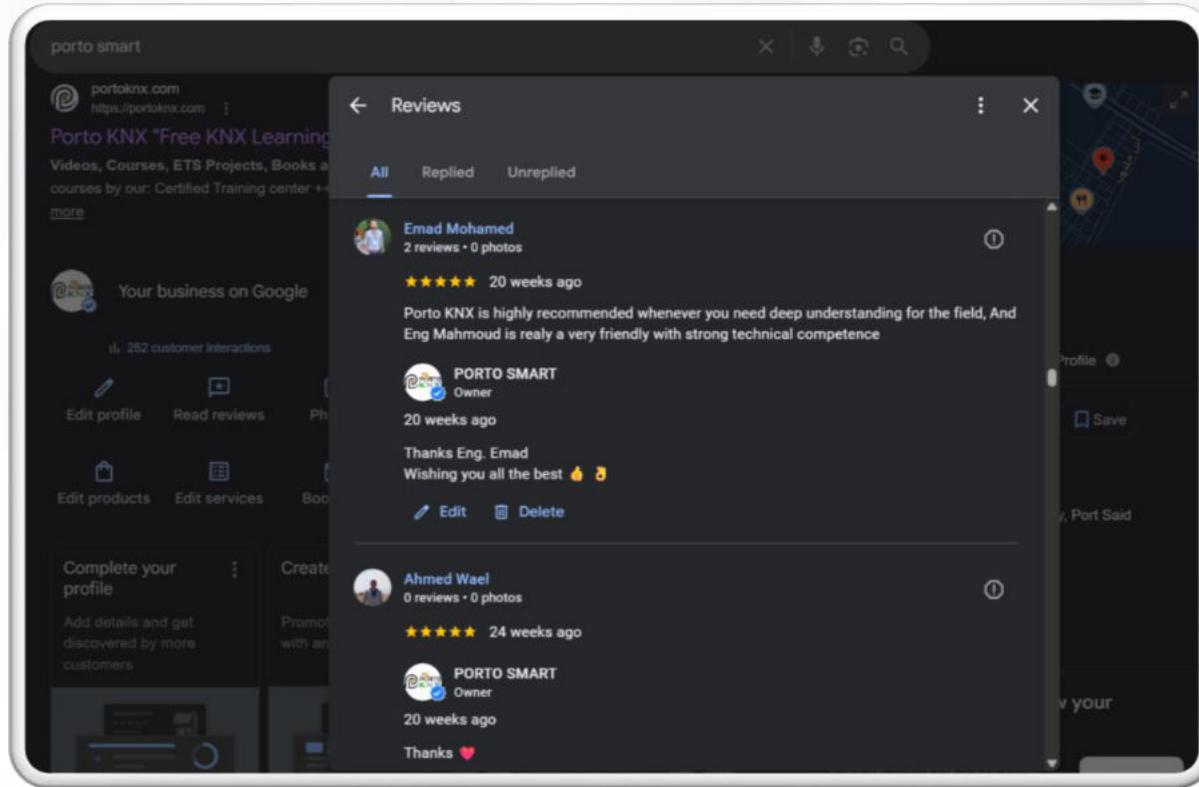


## ❖ Some Reviews of our trainees on Google "5 Starts":



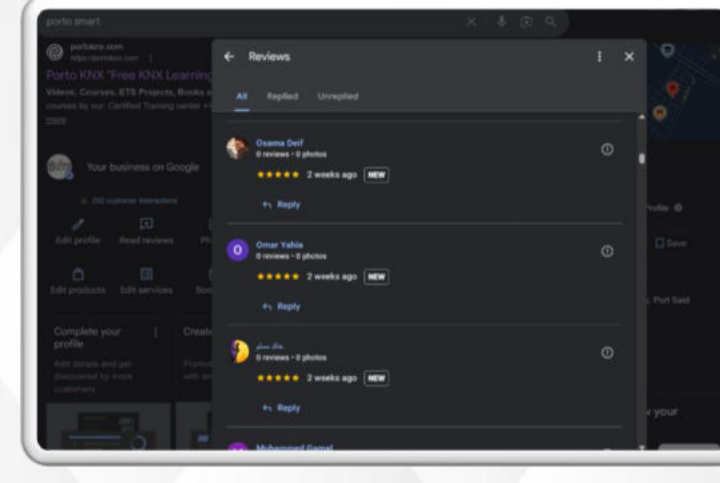
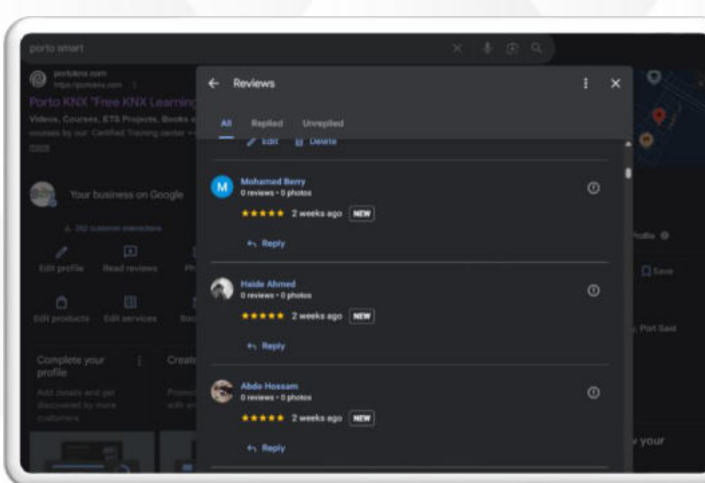
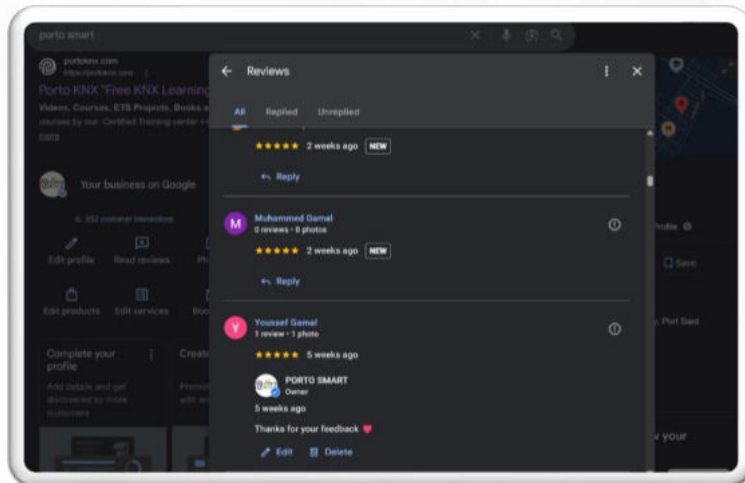
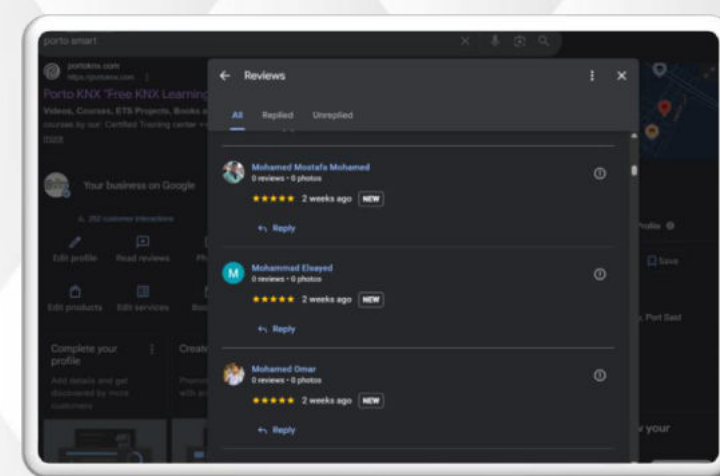
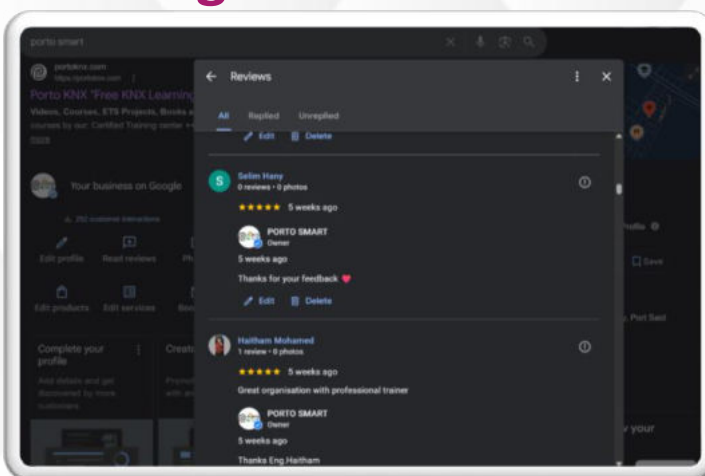
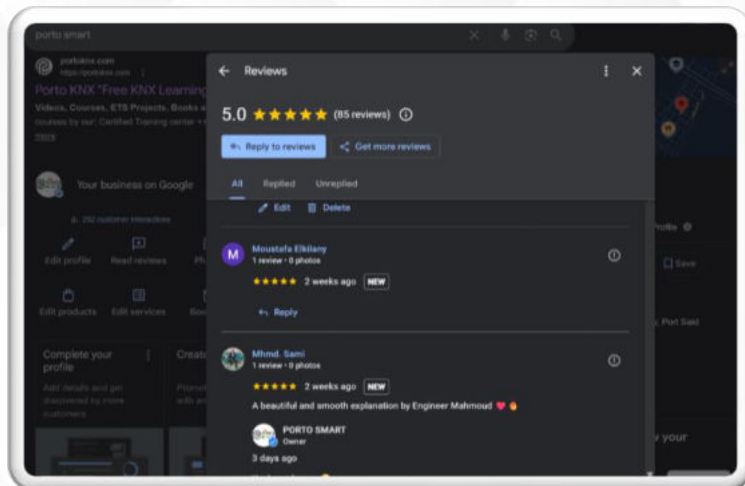


## ❖ Some Reviews of our trainees on Google “5 Starts”:



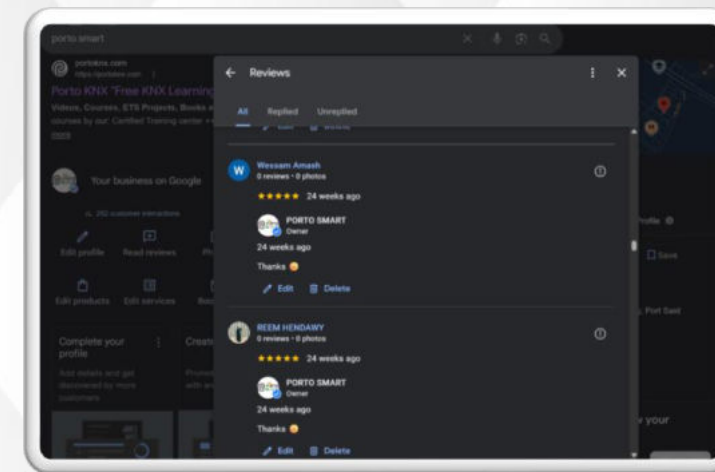
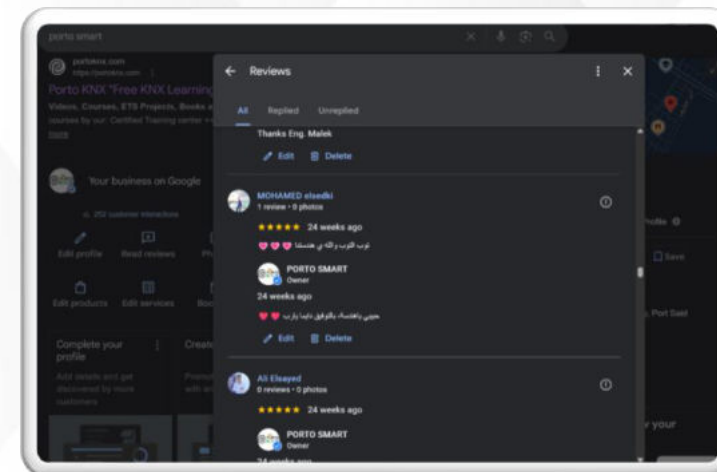
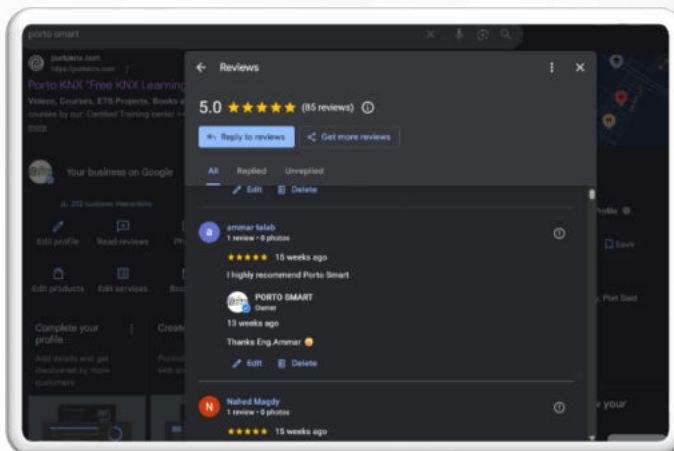
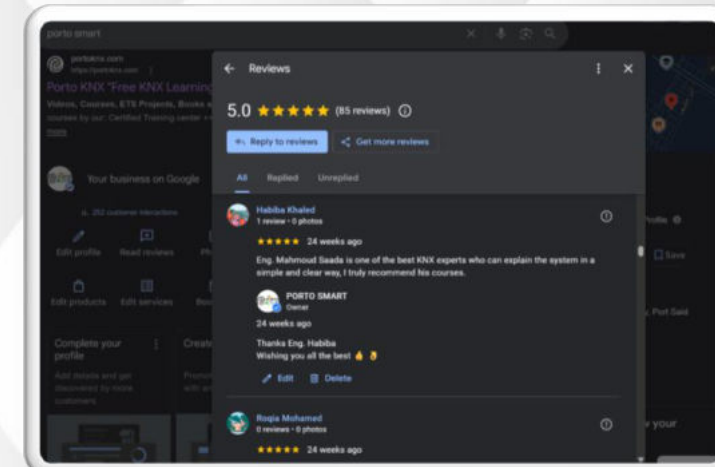
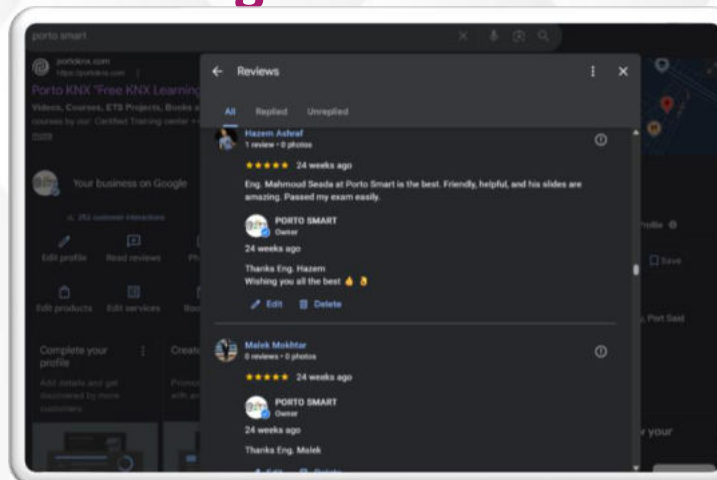
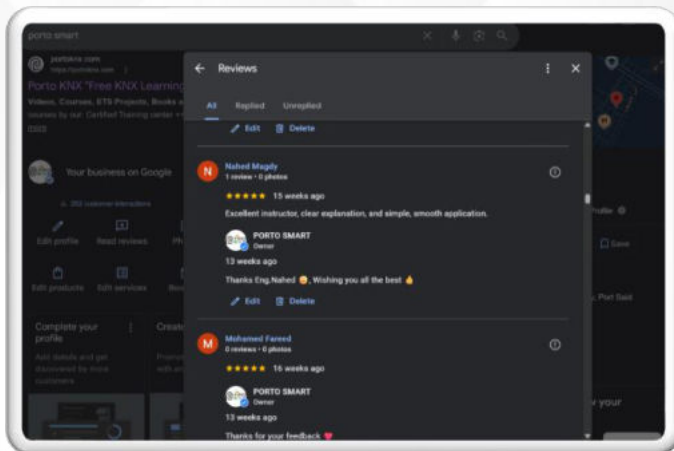


## ❖ Some Reviews of our trainees on Google “5 Starts”:



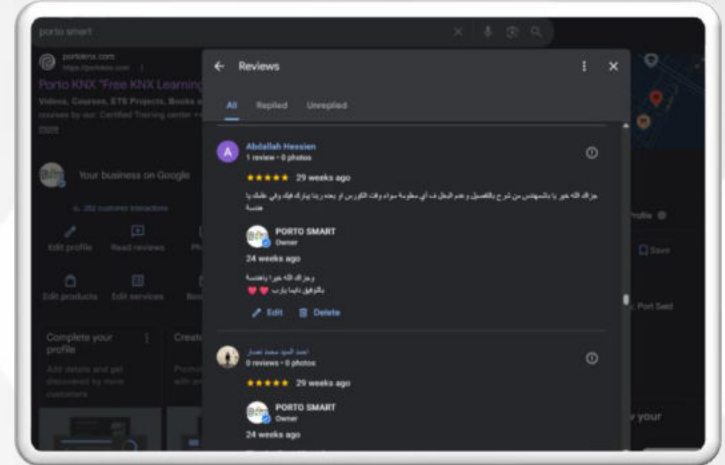
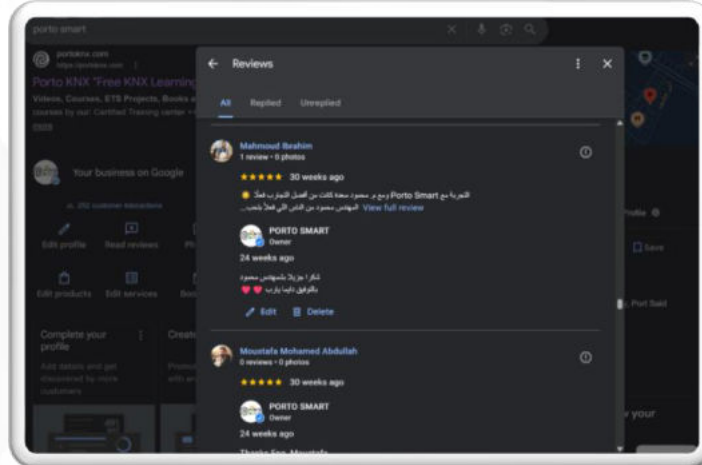
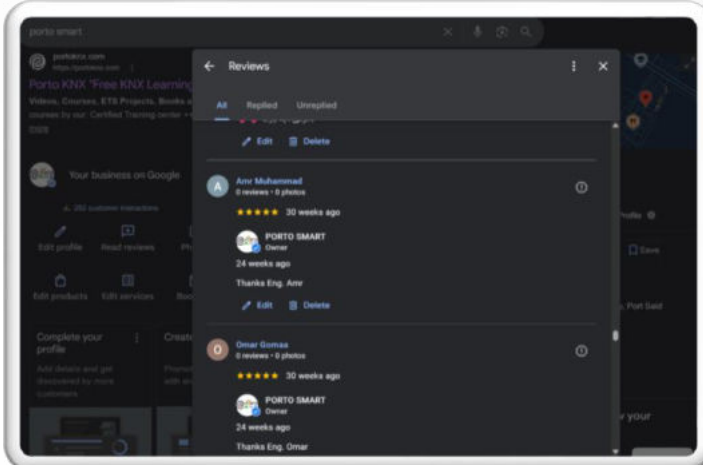
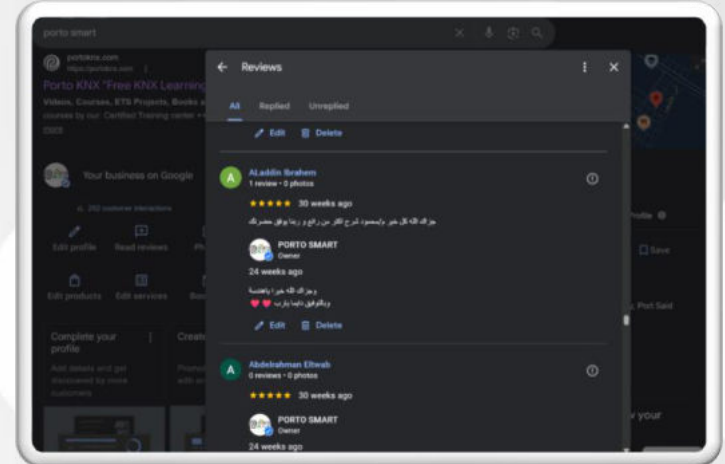
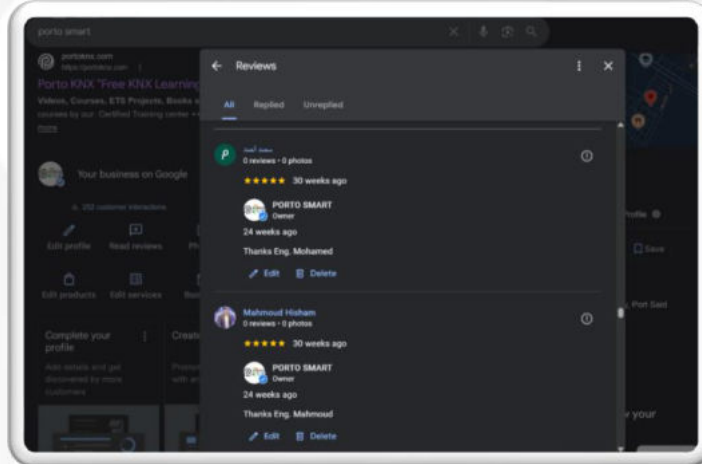
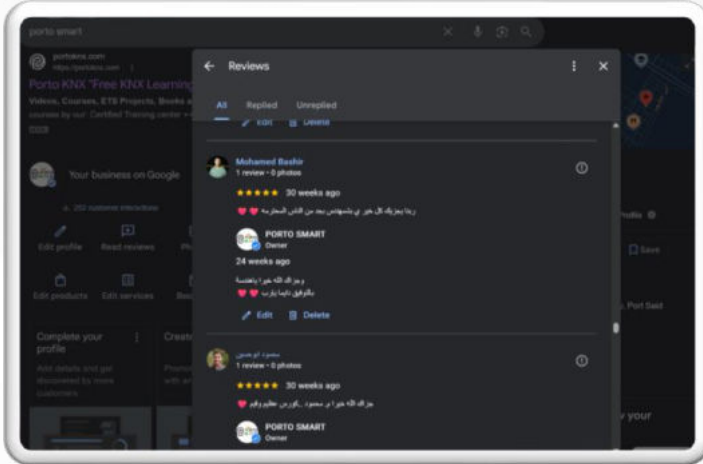


## ❖ Some Reviews of our trainees on Google “5 Starts”:



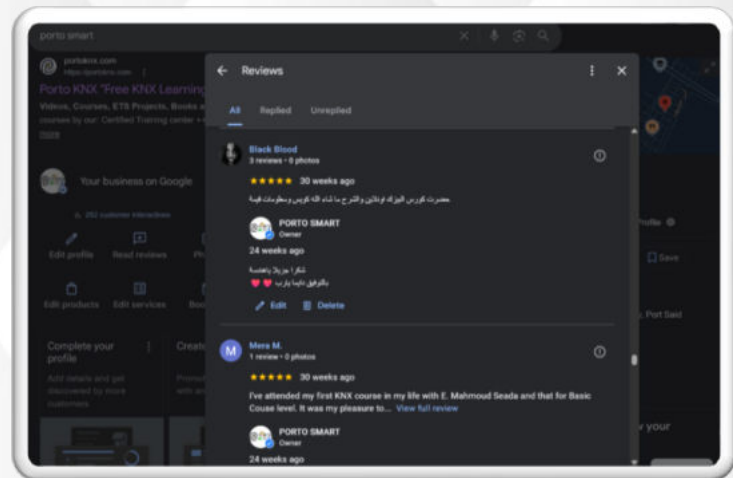
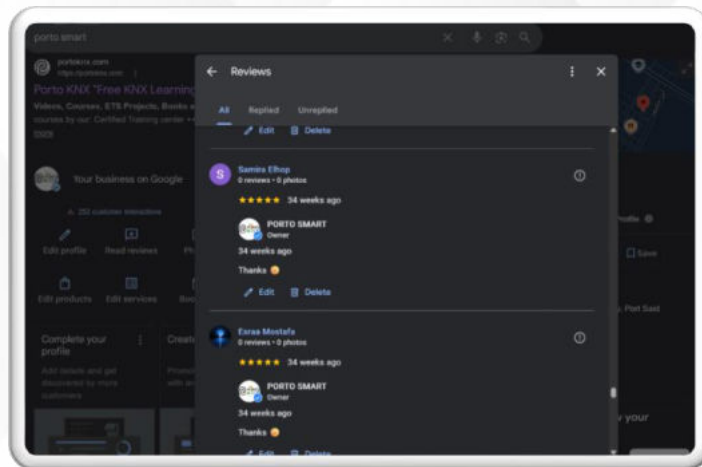
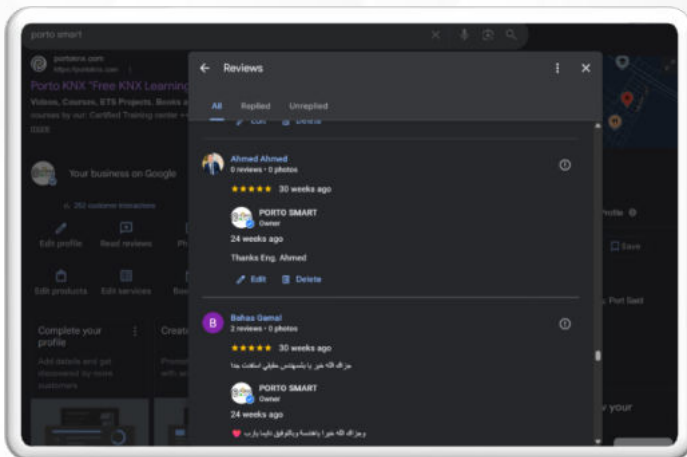
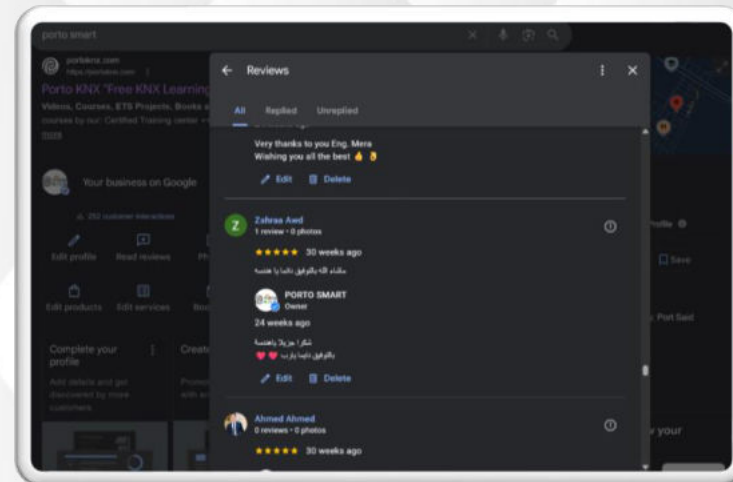
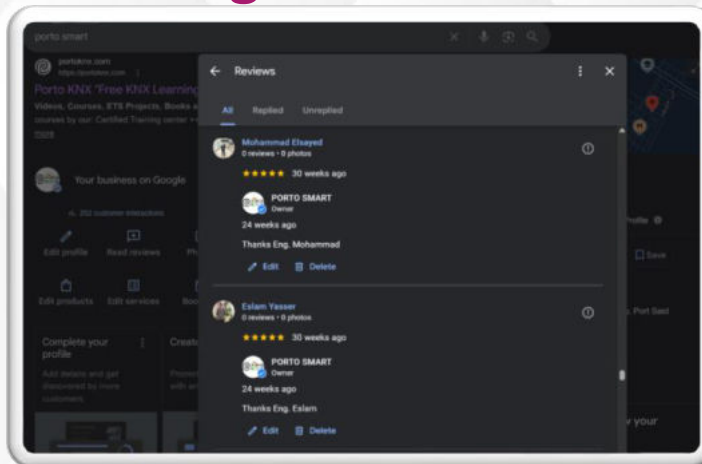
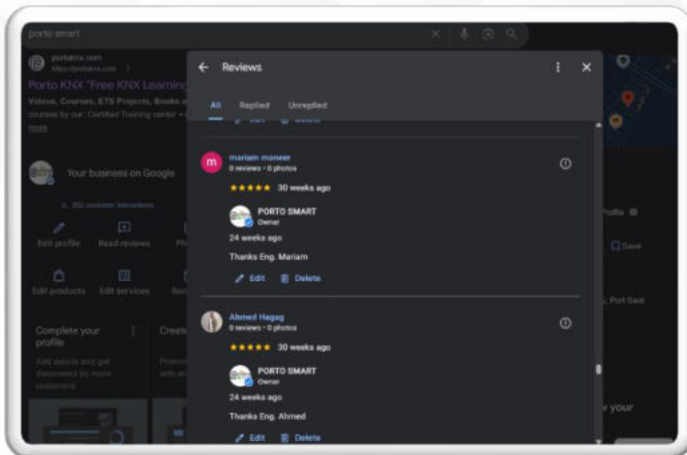


## ❖ Some Reviews of our trainees on Google "5 Starts":



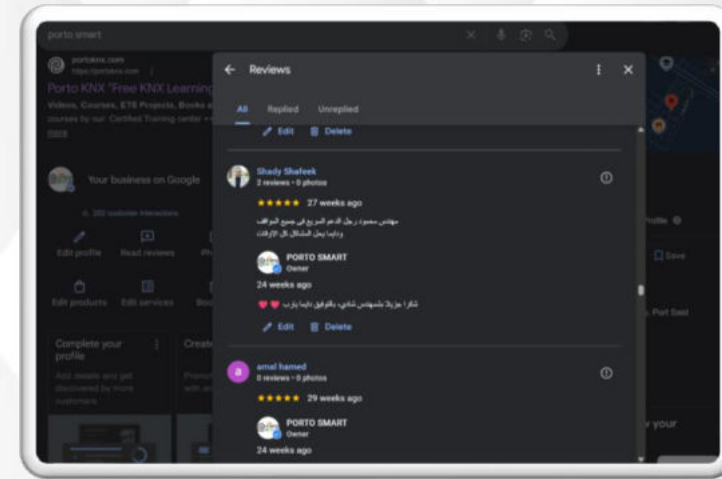
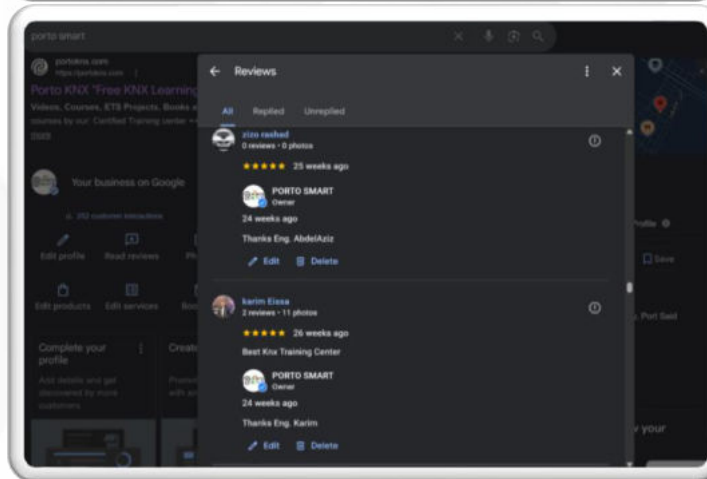
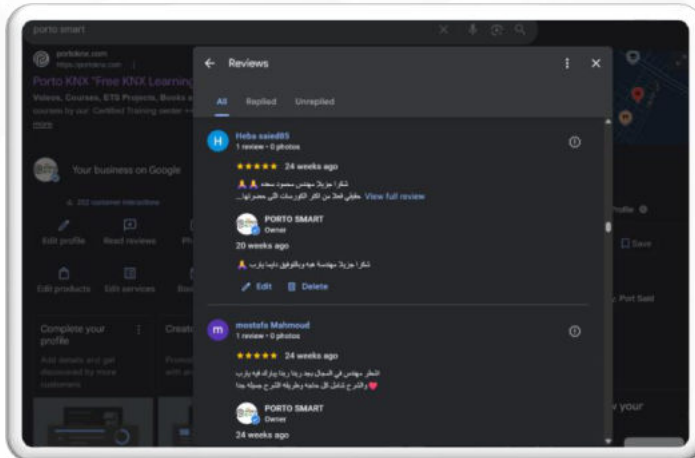
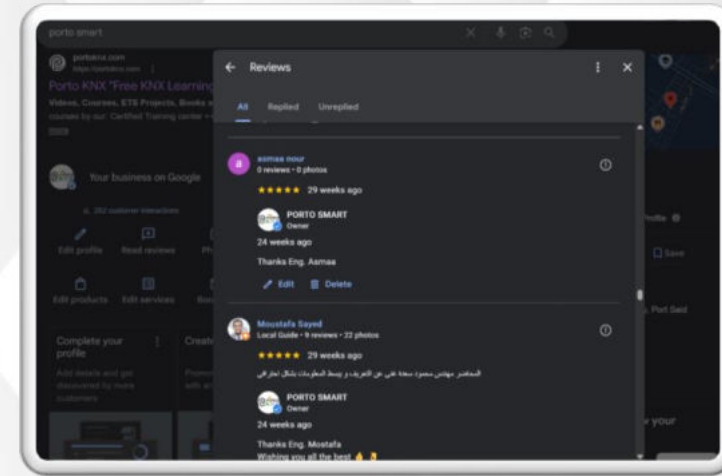
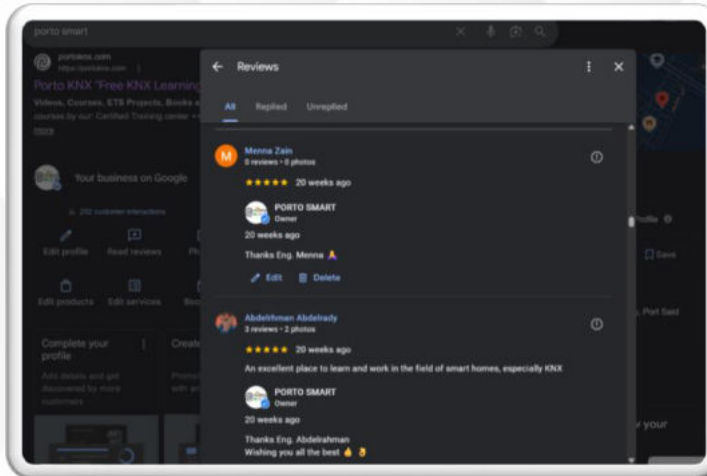
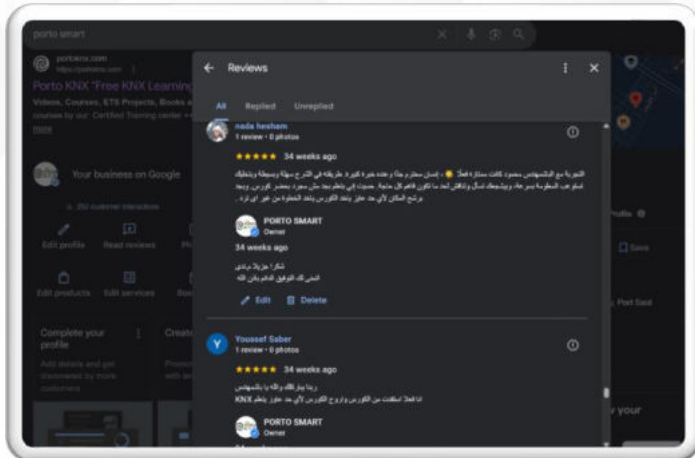


## ❖ Some Eng Reviews of our trainees on Google “5 Stars”:





## ❖ Some Reviews of our trainees on Google "5 Starts":







**<<<<<< CONTACT US >>>>>>**



SCAN ME





**Contact us on:**

 **Website:** [www.portoknx.com](http://www.portoknx.com)


 **YouTube:** [www.youtube.com/@portoKNX](http://www.youtube.com/@portoKNX)

 **E-Mail:** [info@portoknx.com](mailto:info@portoknx.com)

 **Facebook:** [www.fb.com/groups/PortoKNX](http://www.fb.com/groups/PortoKNX)

 **WhatsApp:** +2 01010007260

 **LinkedIn:** [www.linkedin.com/company/porto-smart/](http://www.linkedin.com/company/porto-smart/)





**2026**

**PORTO KNX, WE MAKE LEARNING KNX  
FREE, EASY, SIMPLE & ATTRACTIVE**

**<<<<< THANK YOU >>>>>**