



**PORTO
SMART**
Certified KNX Training Center

2026

EGYPT



**Certified KNX++ Training Center
Smart Home & Building Solutions**

Certified KNX++ TUTOR: Eng. Mahmoud Seada



KNX

PORTO KNX

2026


WE MAKE LEARNING KNX FREE, EASY, SIMPLE & ATTRACTIVE





**PORTO KNX, WE MAKE LEARNING KNX
FREE, EASY, SIMPLE & ATTRACTIVE**

STUDENT-ENGINEER



KNX
PRACTICAL

STUDENTS

PORTO
SMART

Certified KNX++ Training Center

GET IT ON
Google Play

GET IT ON
Google Play

☆☆☆☆
RATE US!



PORTO KNX APP

WE MAKE LEARNING KNX
FREE, SIMPLE, ATTRACTIVE


DOWNLOAD AND CREATE ACCOUNT FOR FREE

NOW, YOU CAN LEARN KNX EASILY FOR FREE

DON'T MISS OUR HUGE OFFERS BY FOLLOWING OUR NOTIFICATIONS

PORTO KNX APP

WWW.PORTOKNX.COM



EXPERT



“Two years of continuous efforts to spread KNX knowledge”

**Since years ago...
our mission has been clear.
To make KNX education easier,
more practical, and accessible for every student,
engineer, and professional in the world.**



**Everything you will see in this Presentation
was achieved only from
June 2024 until today “May 2026”**

**A quick recap of the great efforts made to
educate students and professionals about KNX
smart home and building technology.**

**And this is not just the beginning...
nor the end.**

This is only another step...

**towards building a stronger KNX community in
the world especially in Arabic countries.**



**WE MAKE LEARNING KNX
FREE, EASY, SIMPLE & ATTRACTIVE**

OUR NEW EDUCATIONAL RESOURCES FOR FREE KNX LEARNING



1

**Porto KNX
Mobile
Application**



2

**KNX Energy
Management
Course**



3

**KNX Energy
Management
Book in Arabic**



4

**FREE KNX
LIVE Sessions &
Events**



5

**Providing FREE
KNX Devices for
Graduation Projects**



6

**Supporting KNX
Graduation Projects
For Students**



7

**Live Online
KNX Quizzes &
Amazing Prizes**



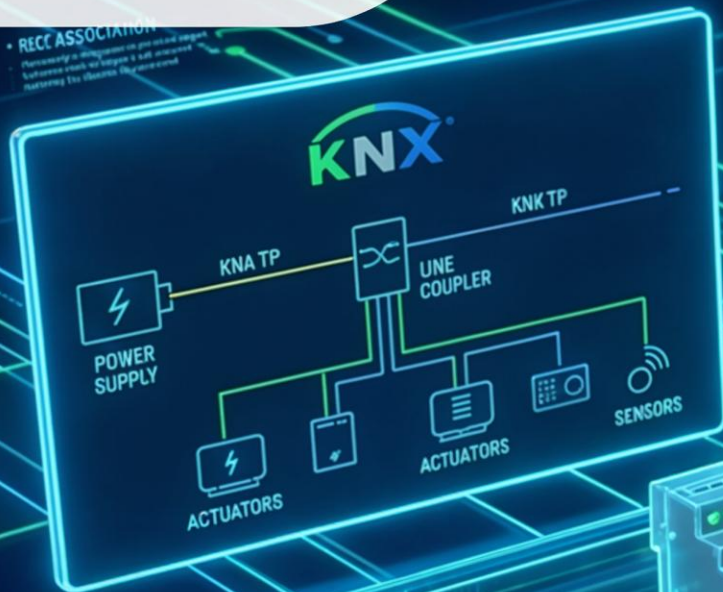
8

**Upgrading our
KNX
Training Kits**

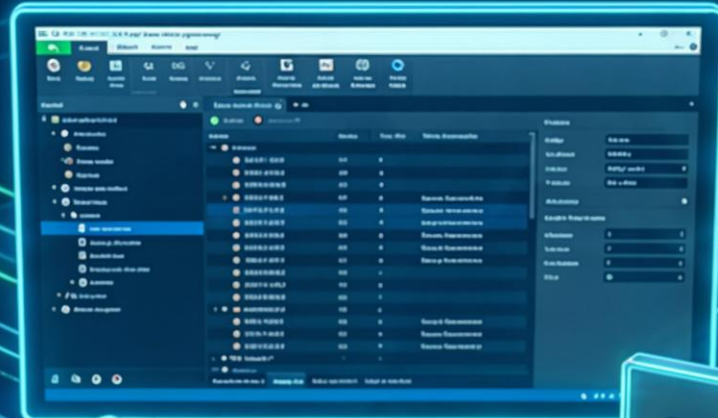


9

**Reviews of our FREE
KNX Learning
Resources**



PROGRAMMING
With the programming software you can set up your
KNX system in a few minutes. It is very easy to use and
allows you to create your own KNX system.



Device	Address	Manufacturer	Model	Serial No.	Device Description
1	1/1/1	1	1	1	KNX Switch
2	1/1/2	1	1	1	KNX Dimmer
3	1/1/3	1	1	1	KNX Relay
4	1/1/4	1	1	1	KNX Sensor
5	1/1/5	1	1	1	KNX Actuator
6	1/1/6	1	1	1	KNX Actuator
7	1/1/7	1	1	1	KNX Actuator
8	1/1/8	1	1	1	KNX Actuator
9	1/1/9	1	1	1	KNX Actuator
10	1/1/10	1	1	1	KNX Actuator



DEVICE CONFIGURATION
With the device configuration software you can set up your
KNX system in a few minutes. It is very easy to use and
allows you to create your own KNX system.

MAP

LIGHTS

HEATINGS

SCENES


HEATWS

ENERGY CONSUMPTION

◀◀◀ KEY FEATURES ▶▶▶

KEY FEATURES



  For more than 16 years, **PORTO SMART** has specialized in the design, implementation, and training of smart home and smart building systems.

Our main goal has always been to transfer this extensive experience to our trainees through hands-on practical tasks that prepare them to enter the industry with confidence and ease.



KEY FEATURES



  Today, we are proud to announce a recap of the outstanding efforts made over the past two years to educate students and professionals in **KNX** smart home and building technology.

Through dedicated training programs, practical workshops, and real-world applications, **PORTO SMART** continues to empower the next generation of smart technology professionals.



KEY FEATURES




What is New???

PORTO KNX APP is the first **FREE KNX E-Learning Mobile application in Middle East.**

✿ **PORTO KNX APP** is **FREE Educational project** dedicated only to **KNX Protocol.**

This app makes it easy to every one to learn knx easily using their mobile from anywhere and every place.

✿ it is developed by: **Eng. MAHMOUD SEADA**
“Certified **KNX ++ Tutor**”,
By Porto Smart “Certified **KNX ++ Training Center**”



KEY FEATURES



Our learning program for **KNX** is completely free and offers a wide range of resources.


As an Example, the new applications We had Produced:


- ❖ **hundreds of Free videos** Available in our “Mobile App”, Now you can learn KNX anytime, anywhere right in the palm of your hands.
- ❖ **FREE Arabic Book for “KNX Energy Management Course”** Which Available in Digital and Hard Copies 
- ❖ **Adding KNX Energy management Course** to our learning platform.
- ❖ **We are arranging numerous Live Events** for students and companies for Learning **KNX**.
- ❖ **Host a lot of live Sessions and Quizzes** with exciting Prizes using KAHOOT.
- ❖ **Support Students** in their Graduation Projects and Qualify them for the labor market also **Provide them with FREE KNX devices to implement their projects practically**
- ❖ **Update our KNX Training Kits** to integrate All **KNX** Applications like, Shutter motors, Lamps, RGB LED strip, Electric valves for controlling floor heating & HVAC Systems, AC Split unit, Alexa, Energy Monitoring, Conventional Sensors, **KNX** Rf devices and others.



KEY FEATURES



 Furthermore, we believe that knowledge should be accessible to everyone, regardless of their financial situation, That's why we provide free access to all certified KNX courses for those who cannot afford them using their Mobile App.

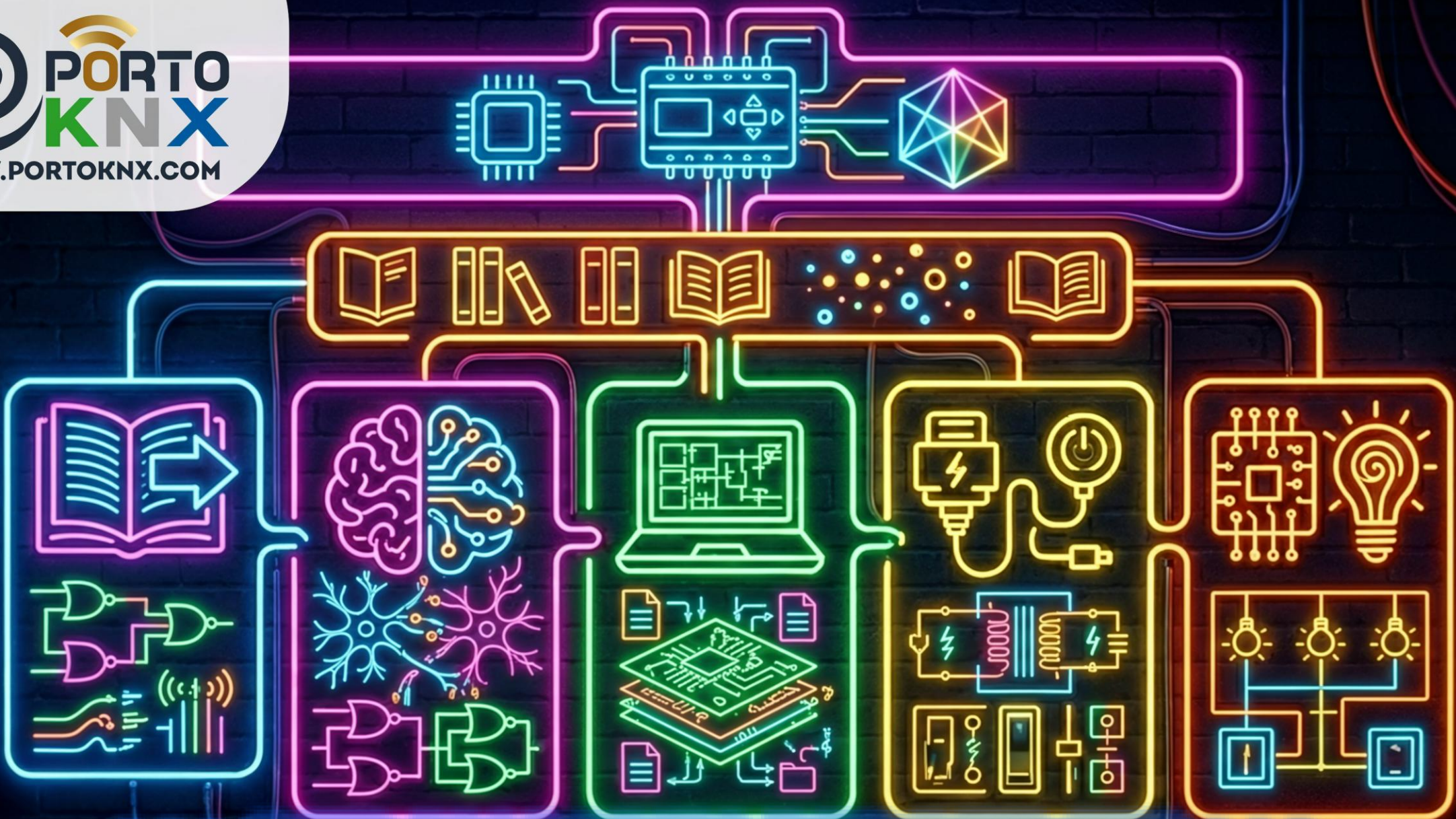
 We are committed to making the learning experience as inclusive and comprehensive as possible.

 We offer FREE Certified Courses to students by an amazing way like Quizzes and Awards.

 The most important goal for us to spread the KNX Technology in the world Especially in the middle east world and Egypt.

 Spread the practical training by achieving a lot of really practical applications by using a various ways and Certified Devices

 We take the person From Zero Knowledge to Professional in KNX Technology



◀◀◀ **OUR VARIOUS RESOURCES** ▶▶▶

NEW ACTIVITIES OF PORTO KNX IN LEARNING KNX FOR FREE



1

**Porto KNX
Mobile
Application**



2

**KNX Energy
Management
Course**



3

**KNX Energy
Management
Book in Arabic**



4

**FREE KNX
LIVE Sessions &
Events**



5

**Providing FREE
KNX Devices for
Graduation Projects**



6

**Supporting KNX
Graduation Projects
For Students**

7



Live Online
KNX Quizzes &
Amazing Prizes

8



Upgrading our
KNX
Training Kits

9



Reviews of our **FREE**
KNX Learning
Resources



««« 1- MOBILE APPLICATION »»»



PORTO KNX APP

WE MAKE LEARNING KNX FREE, Easy, SIMPLE, ATTRACTIVE

DOWNLOAD AND CREATE ACCOUNT FOR FREE

NOW, YOU CAN LEARN KNX EASILY FOR FREE

DON'T MISS OUR HUGE OFFERS BY FOLLOWING OUR NOTIFICATIONS

1



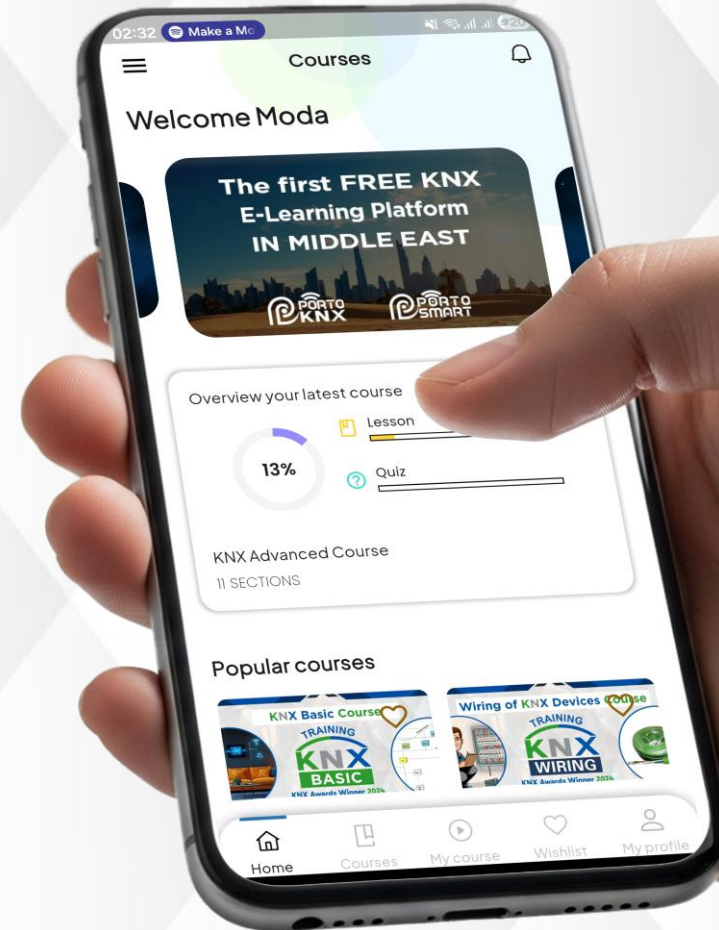
Mobile Application@ Porto KNX



FREE One of our biggest achievements was developing the Porto **KNX** App.

Now, **KNX** learning is no longer limited to classrooms or training centers...

You can learn **KNX** anytime, anywhere — right in the palm of your hands.



1



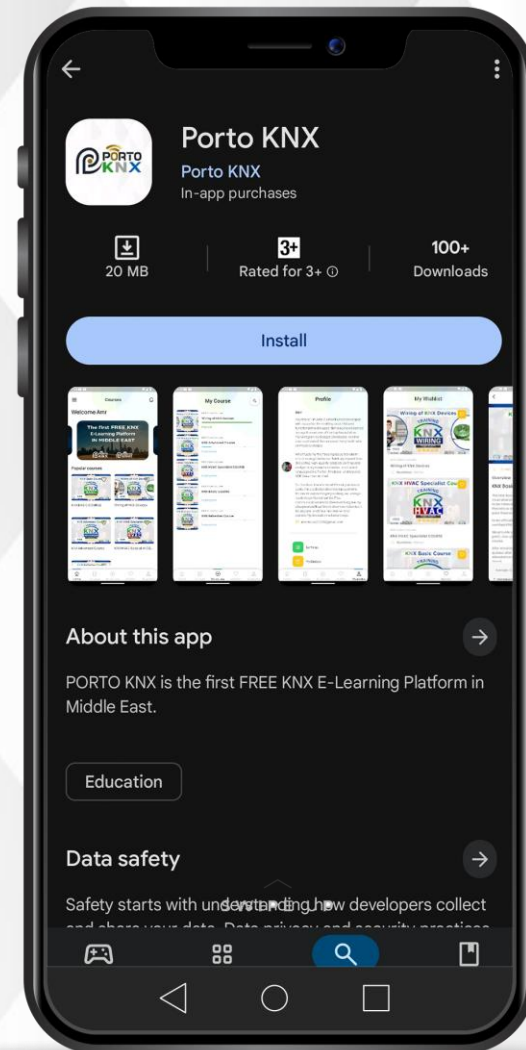
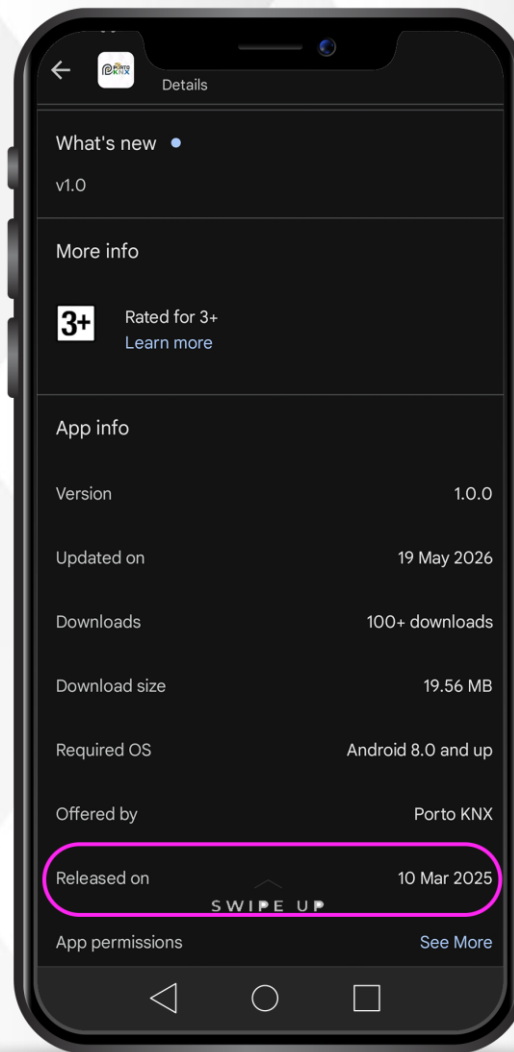
Mobile Application@ Porto KNX



FREE Exciting news! Our FREE KNX video content offers valuable insights into wiring, installation, and programming of KNX devices using our **New Mobile Application**.

FREE Now, The first KNX E-Learning Mobile APP in Middle East and world is available to everyone for Free.

FREE Our APP was released on **March 2025**

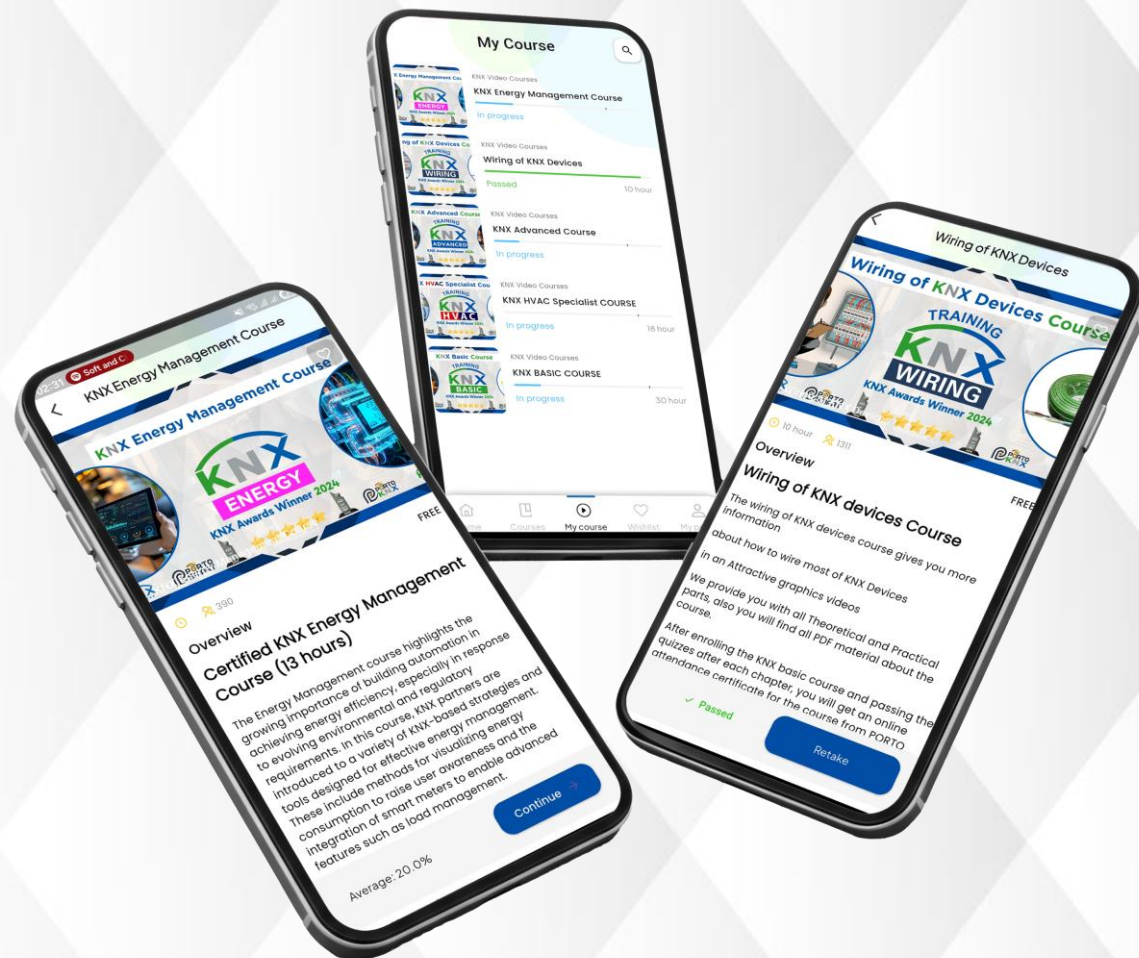




FREE Starting this project in 2025, we've curated over **200 videos**, all accessible to everyone using our **Mobile APP**.

The Porto **KNX** App is a complete free platform dedicated only to KNX learning and education.

It was designed to simplify **KNX** technology for students, engineers, and professionals everywhere.



1

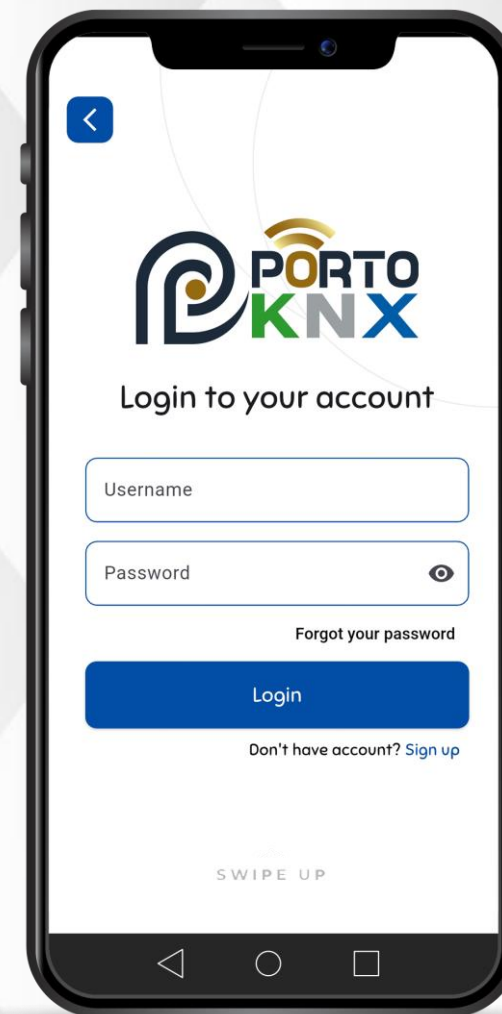
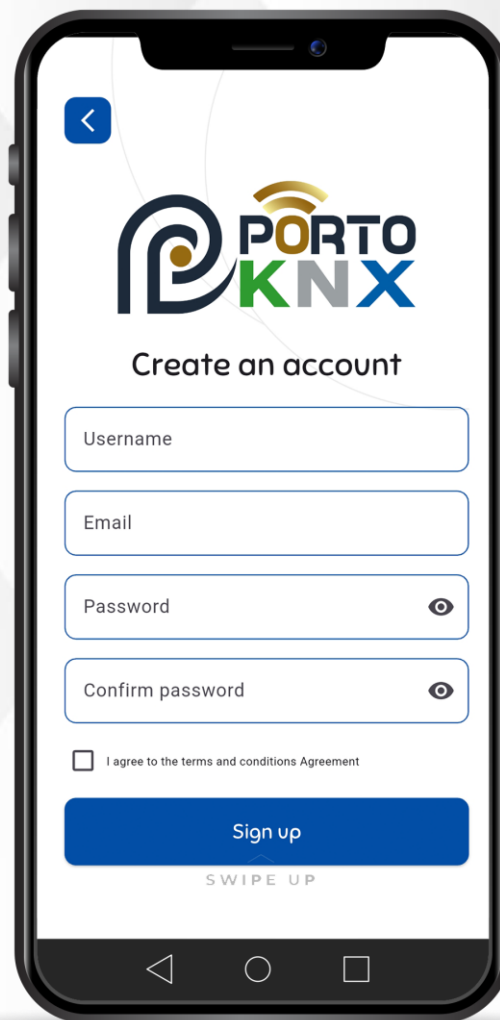


Mobile Application@ Porto KNX



FREE Through Porto **KNX** APP, users can:

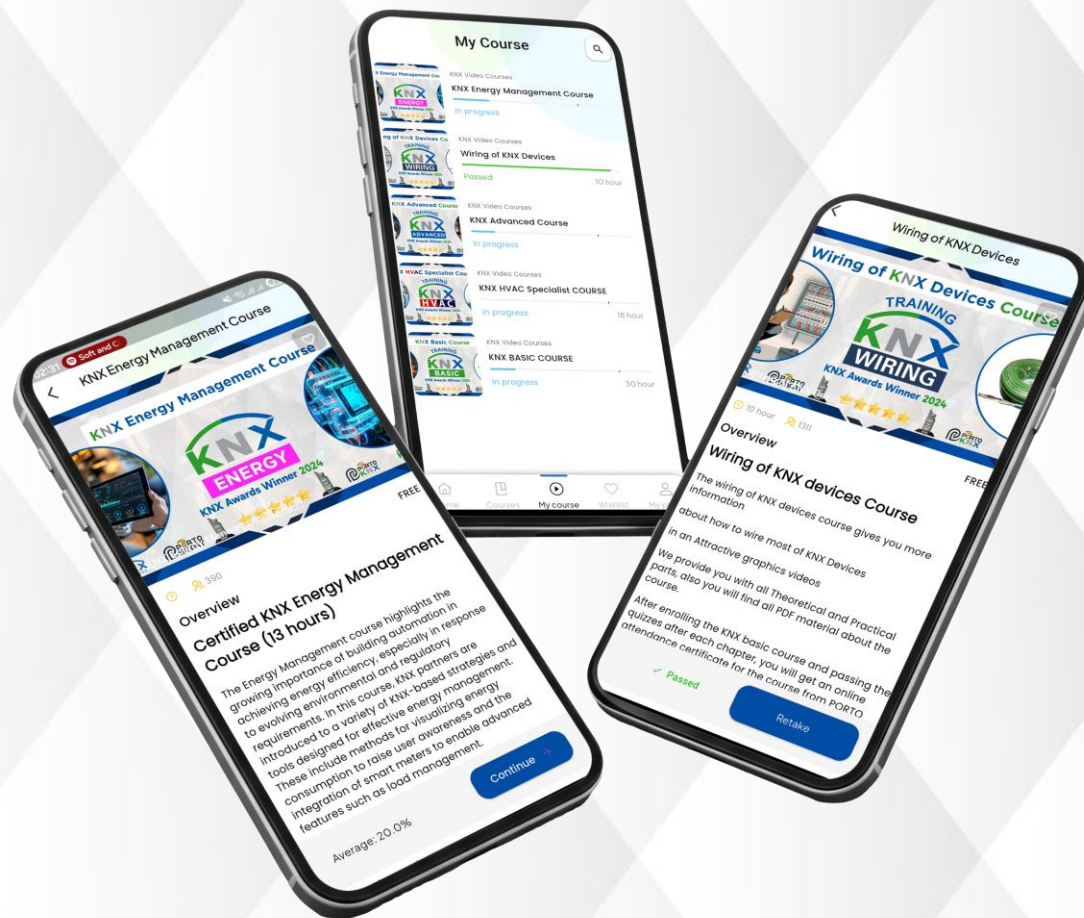
- ❖ Register and Sign up for free.
- ❖ Sign In for free anytime.





FREE Through the Porto **KNX** App,

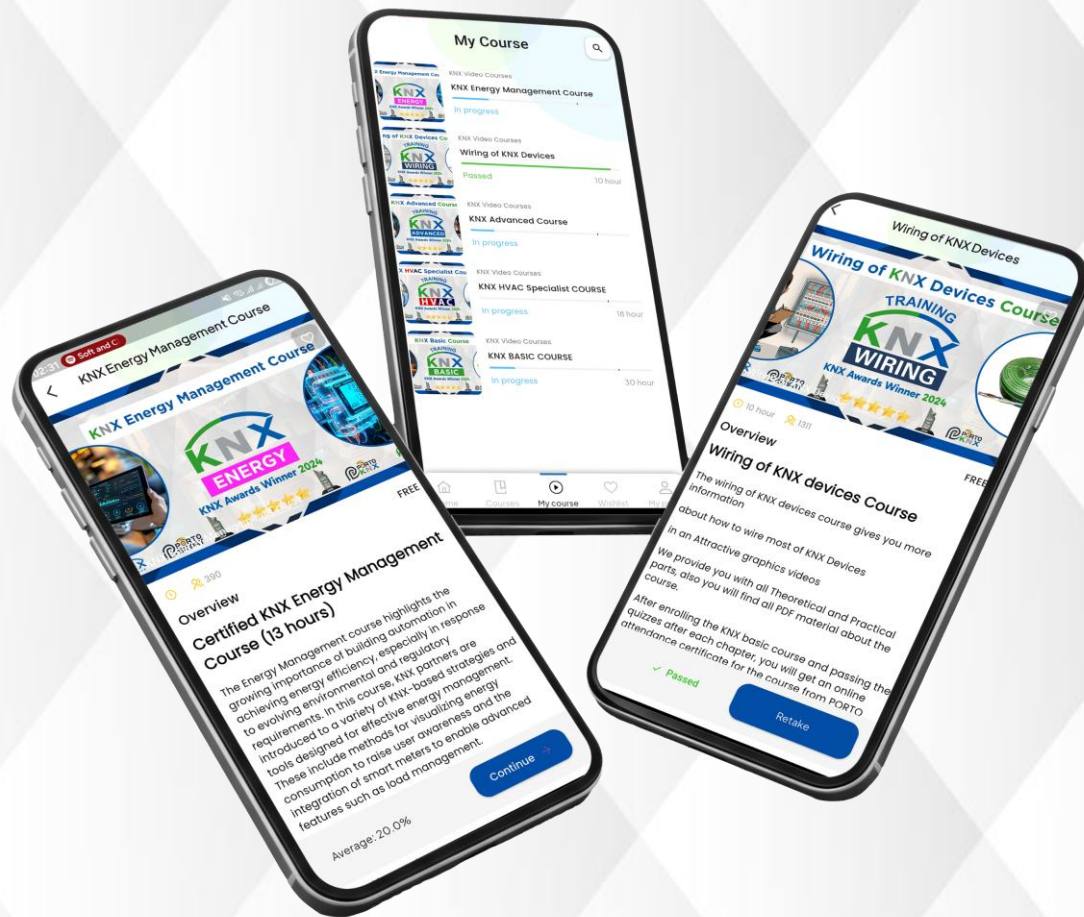
- ❖ Users can access a complete learning platform dedicated entirely to **KNX** education and smart automation technologies.
- ❖ The application is designed to provide an easy, modern, and flexible learning experience for students, engineers, integrators, and anyone interested in **KNX** systems.





FREE Users can explore the latest and most popular **KNX** courses available on the platform, allowing them to stay updated with new technologies, advanced applications, and professional training content.

FREE The app provides a smooth and organized learning experience, helping trainees continue their educational journey anytime and anywhere.





FREE Users can enroll in a wide range of professional **KNX** courses, including:

- ❖ **KNX Basic Course**, designed for beginners who want to understand the fundamentals of **KNX** smart home and building automation systems.
- ❖ **KNX Advanced Course**, focused on advanced programming, logic functions, integration methods, and professional project implementation.





FREE Users can enroll in a wide range of professional **KNX** courses, including:

- ❖ **KNX HVAC Specialist Course**, covering smart control solutions for heating, ventilation, and air conditioning systems using **KNX** technology.
- ❖ **KNX Energy Management Course**, which explains how **KNX** can be used for energy monitoring, optimization, and efficient building management.

KNX HVAC Specialist Course

TRAINING

KNX HVAC

★★★★★

KNX PARTNER PORTO SMART PORTO KNX KNX TRAINING

This banner features a central graphic with the text 'TRAINING KNX HVAC' and five stars. It is flanked by two circular images: on the left, a white HVAC unit; on the right, a hand holding a tablet displaying a control interface. Logos for KNX Partner, Porto Smart, Porto KNX, and KNX Training are positioned at the bottom.

KNX Energy Management Course

TRAINING

KNX ENERGY

★★★★★

KNX PARTNER PORTO SMART PORTO KNX KNX TRAINING

This banner features a central graphic with the text 'TRAINING KNX ENERGY' and five stars. It is flanked by two circular images: on the left, a hand holding a tablet displaying a control interface; on the right, a digital energy meter. Logos for KNX Partner, Porto Smart, Porto KNX, and KNX Training are positioned at the bottom.



FREE Users can enroll in a wide range of professional **KNX** courses, including:

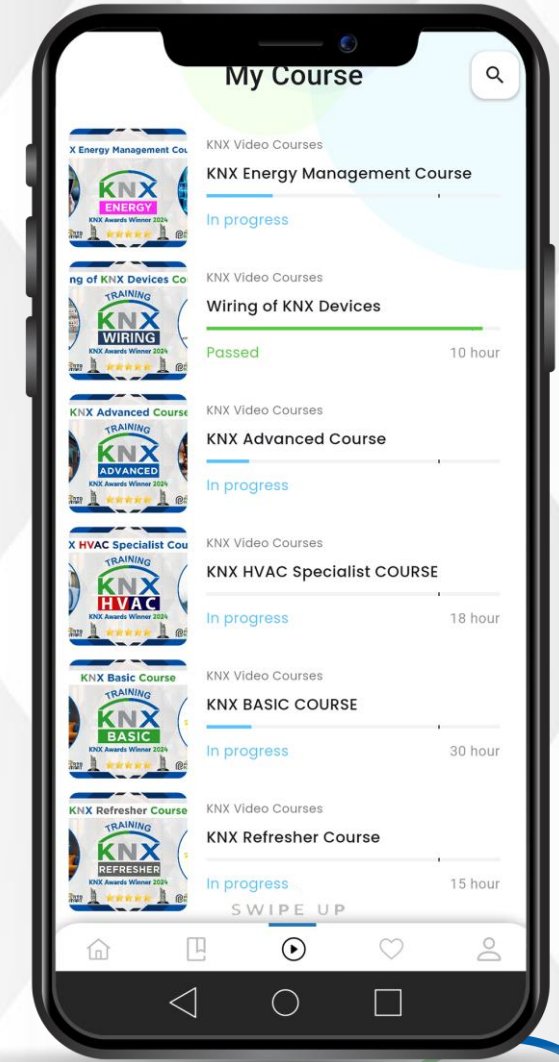
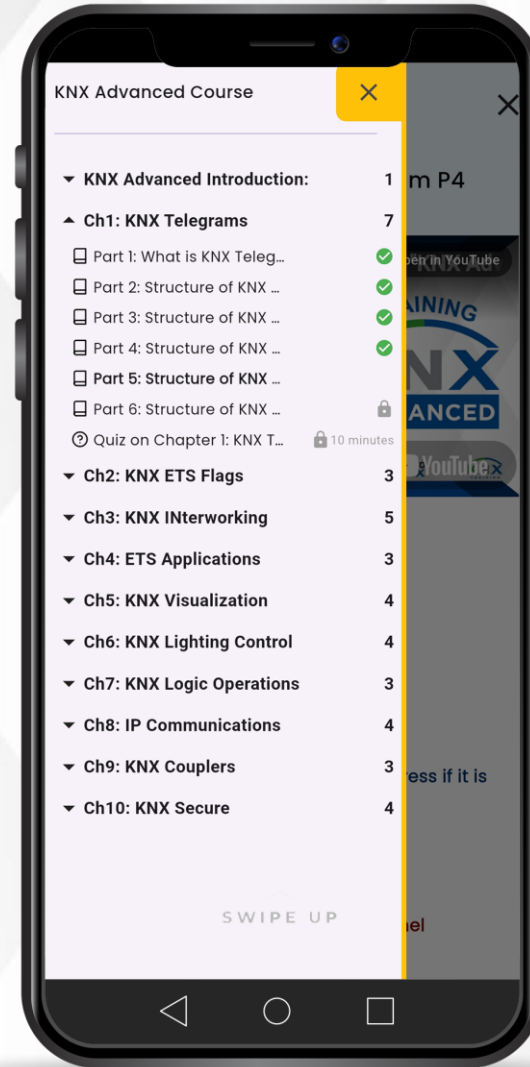
- ❖ **KNX** Refresher Course, created to help trainees review important concepts and strengthen their technical knowledge.
- ❖ **Wiring of KNX** Devices, providing practical guidance and technical understanding for proper **KNX** installation and device connections.





FREE Through Porto KNX APP, users can:

- ❖ The Porto KNX App also helps users track their learning progress easily, allowing them to continue from the latest lesson they completed without losing their progress.



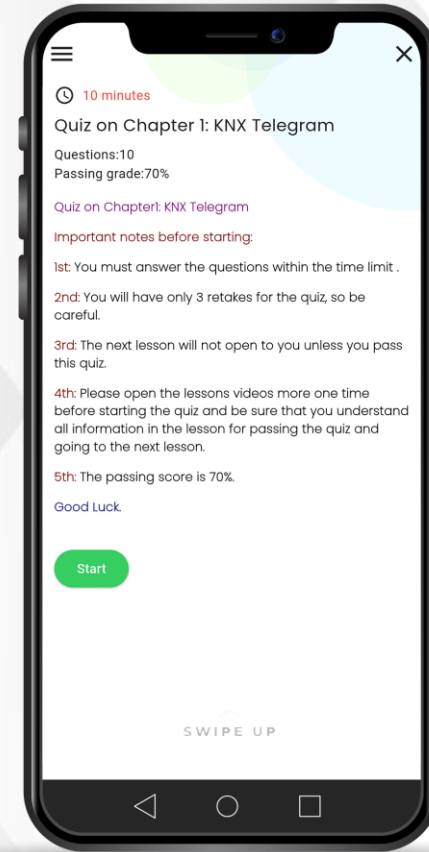
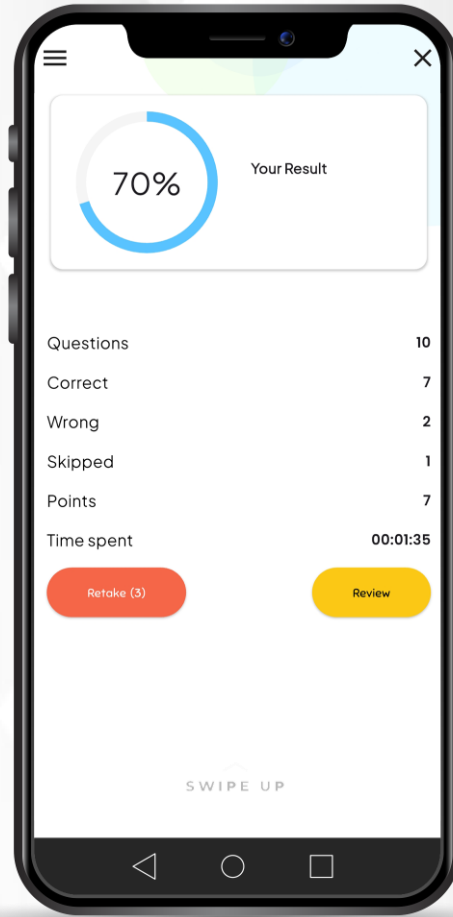
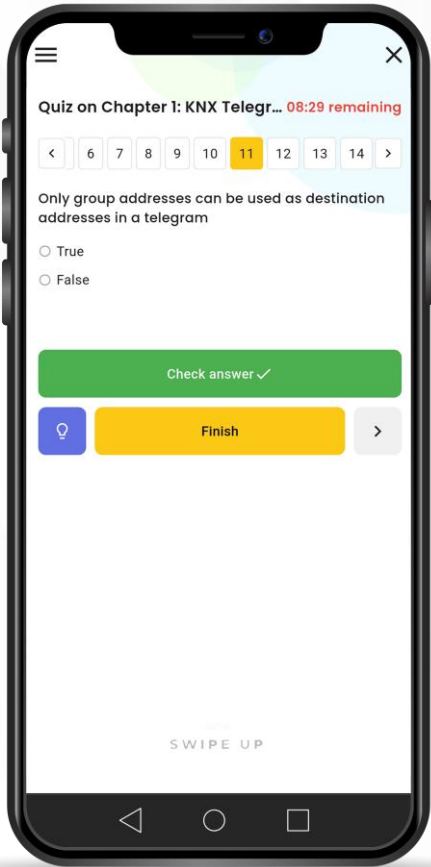
1



Mobile Application@ Porto KNX



FREE Through Porto **KNX** APP, users can >>>> In addition, trainees can access quizzes, educational materials, technical documents, and digital certificates directly through the application.





FREE Through Porto **KNX** APP, users can:

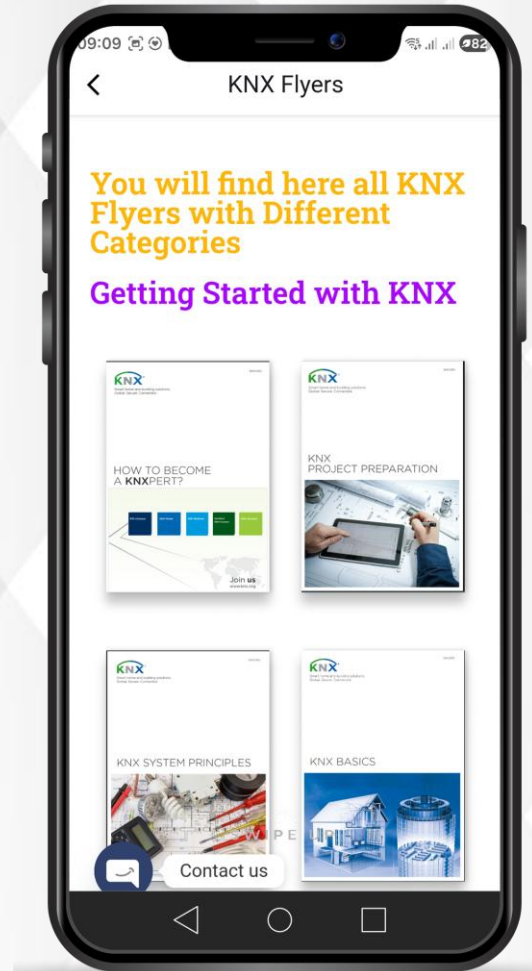
❖ Receive attendance certificates





FREE Through Porto **KNX** APP, users can:

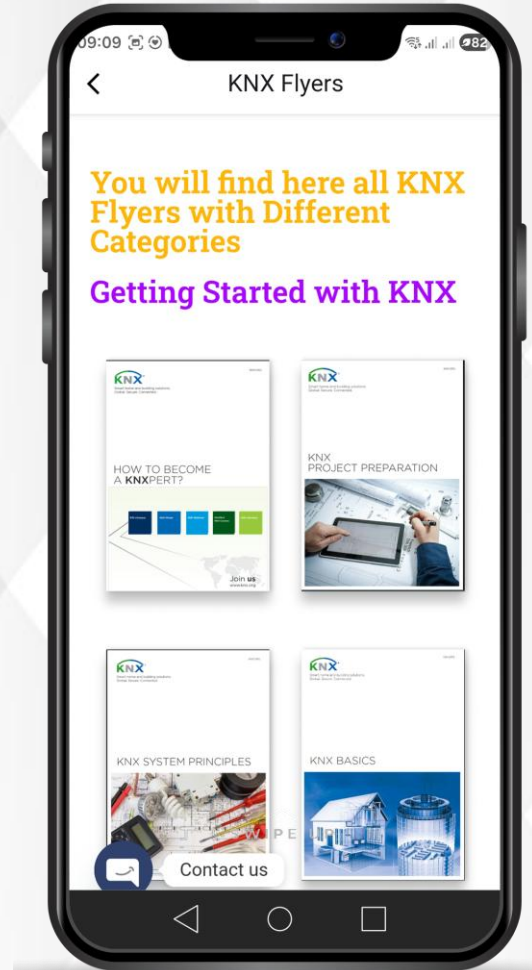
- ❖ Access a complete digital library of **KNX** educational resources designed to support their learning journey anytime and anywhere.
- ❖ The application allows users to access **KNX** books for all **KNX** courses directly through the platform, making it easier for trainees to study, review technical concepts, and follow course content in an organized and professional way.





FREE Through Porto **KNX APP**, users can:


Porto KNX App provides access to **KNX** flyers and brochures, allowing users to explore product information, system solutions, and the latest **KNX** technologies in a simple and convenient digital format.





FREE Through Porto **KNX APP**, users can:

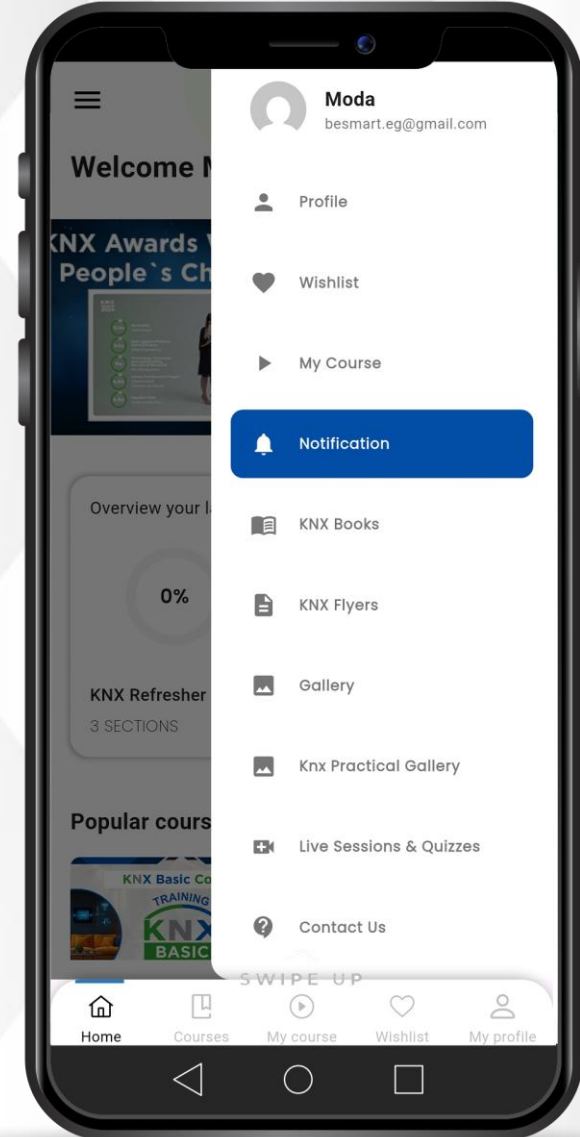
- ❖ To further support Arabic-speaking learners, the platform also provides translated **KNX** educational content and technical resources in Arabic, making **KNX** learning more accessible to a wider audience across the region.





FREE Through Porto **KNX APP**, users can:

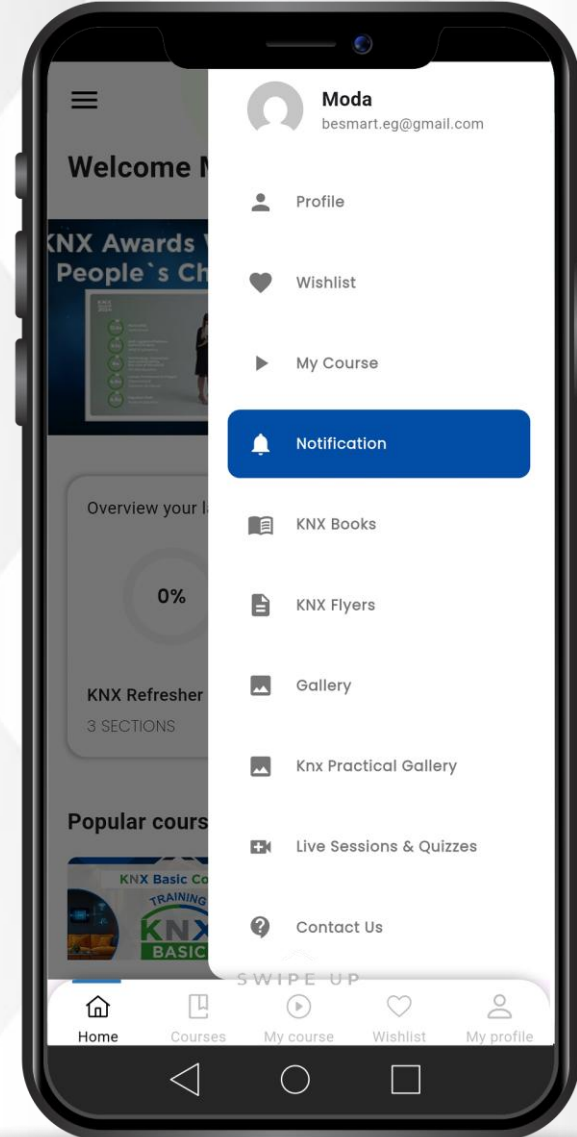
- ❖ Through the **Porto KNX App**, users can stay continuously connected with our educational community by receiving instant push notifications about our latest events, activities, training sessions, newly added courses, and important updates.





FREE Through Porto **KNX APP**, users can:


- ❖ These notifications help users stay informed about upcoming onsite events, live sessions, online activities, competitions, quizzes, and new educational content available on the platform, ensuring they never miss any opportunity to learn, participate, and engage with the **KNX** community.





FREE Through Porto **KNX APP**, users can:

- ❖ Explore galleries featuring our trainings, workshops, exhibitions, onsite events, and various educational activities related to **KNX** smart home and building automation technologies.





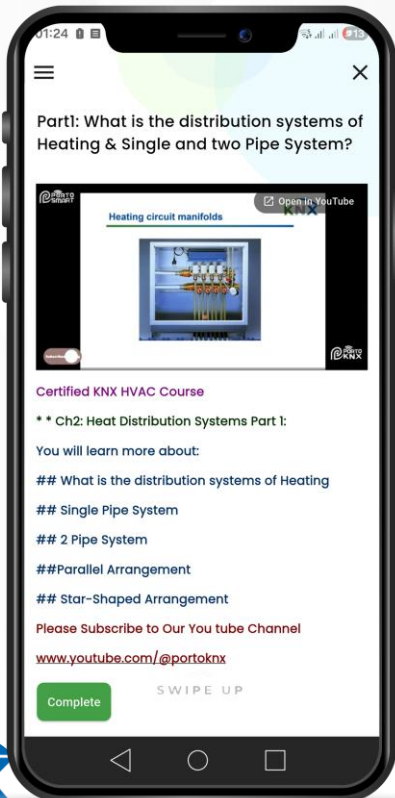
FREE Through Porto KNX APP, users can:

- ❖ These galleries showcase real learning experiences, practical training sessions, technical workshops, and community engagement activities, giving users a closer look at our educational journey, achievements, and efforts to spread KNX knowledge and awareness across the region.





FREE Our goal was simple... to make **KNX** learning accessible everywhere, for everyone. With the Porto **KNX** App, we are creating a modern educational platform that helps students, engineers, and professionals learn **KNX** anytime, anywhere, through practical, flexible, and completely accessible learning resources.





<<< 2- KNX ENERGY MANAGEMENT COURSE >>>



FREE 💡 We offer the **KNX** Energy Management Course designed for both beginners and advanced learners,

Helping engineers and students understand how **KNX** can play an important role in energy monitoring, optimization, and energy-saving solutions within smart homes and buildings.

The **KNX** Energy Management Course is explained in Full HD quality, providing a complete and easy-to-follow learning experience.



Full HD
1080





FREE 💡 As this is one of the newest **KNX** courses released only a few months ago, we quickly prepared and developed professional educational video content to simplify the concepts and make the course more accessible to learners.

We also added the complete course materials and PDF resources to our **KNX** E-Learning website platform and to our new **Porto KNX Mobile App**, allowing users to study anytime and anywhere through a modern and flexible digital learning environment.



Full HD
1080





Playlist	Chapter	Description
KNX Energy Management	Certified Courses	Ch: Energy Management Part1 Energy Management for saving energy
KNX Energy Management	Certified Courses	Ch: Energy Management Part2 Smart meter, Metering & Smart grid
KNX Energy Management	Certified Courses	Ch: Energy Management Part3 Connect KNX to M-Bus
KNX Energy Management	Certified Courses	Ch: Energy Management Part4 Topology of M-Bus Protocol & Setting in ETS6
KNX Energy Management	Certified Courses	Ch: Energy Management Part5





◀◀◀ 3- KNX ENERGY MANAGEMENT BOOK IN AR ▶▶▶

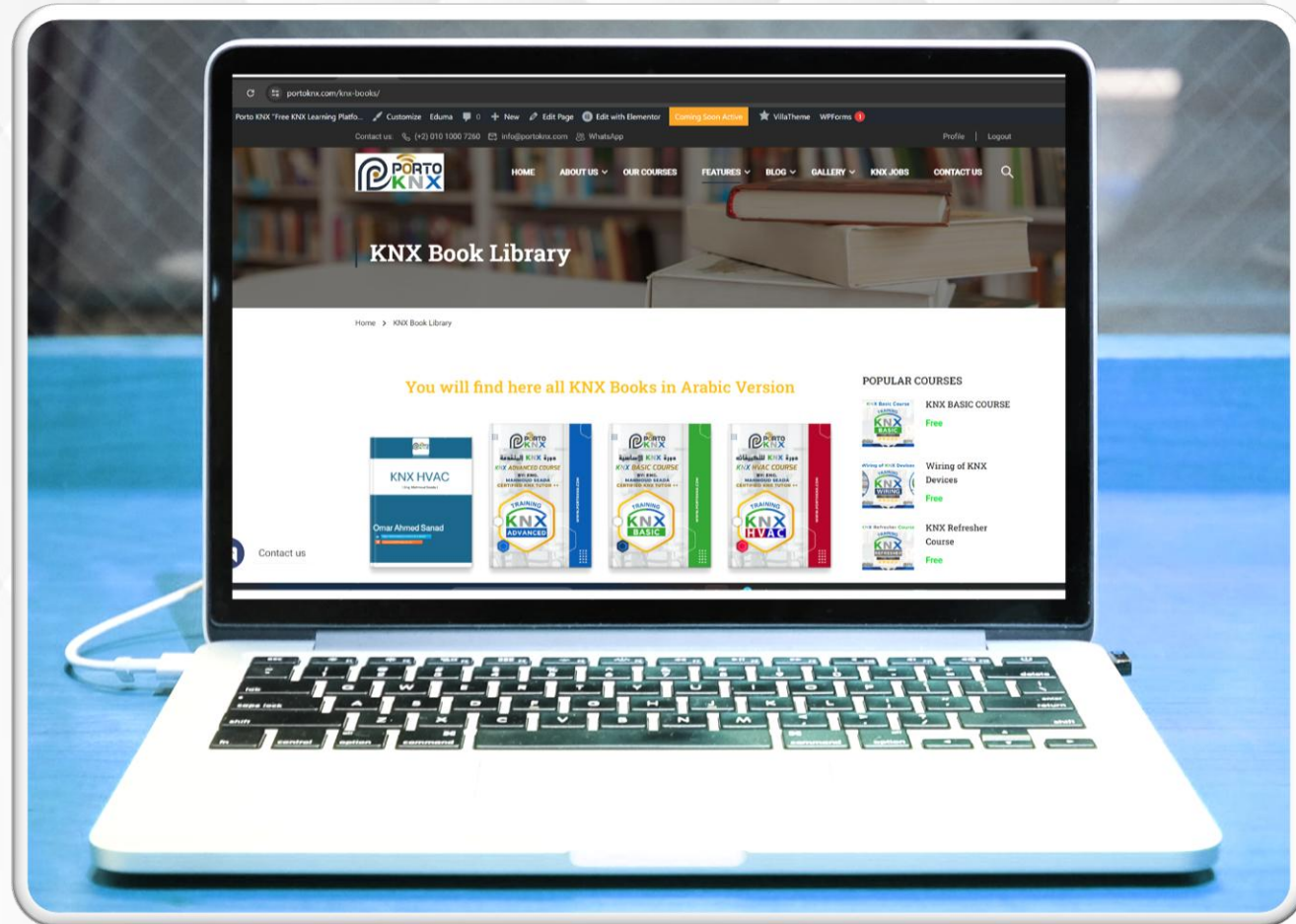


- ❖ Translating engineering Topics into Arabic is a difficult task.
- ❖ To support Arabic-speaking engineers and students...
- ❖ In 2026 We translated the new **KNX Energy Management** content into Arabic and made it available completely free of charge.
- ❖ Because knowledge should never have a language barrier.
- ❖ We believe that expanding **KNX** starts with making information accessible to all





- ❖ We offer a Digital Copy available online on our website platform Also On our **Mobile App**.
- ❖ Additionally, we provide hard copies of our books, giving our trainees the freedom to choose their preferred format.





←←← 4- ON-SITE LIVE SESSIONS & EVENTS →→→

❖ We have organized numerous **free onsite live sessions** and training courses dedicated to spreading **KNX** knowledge and making professional smart automation education accessible to everyone.





❖ These sessions included complete **KNX** courses such as the **KNX** Basic Course, **KNX** HVAC Specialist Course, **KNX** Energy Management Course, and **KNX** Advanced Course, covering both theoretical and practical training to provide a complete learning experience for students and engineers.



❖ Our main goal has always been simple — to help anyone interested in **KNX** technology enhance their knowledge and develop their skills, especially those who may not have the financial ability to access professional training courses.





❖ **These events included:**
live **KNX** demonstrations, interactive technical quizzes, educational discussions, and practical presentations designed to create real engagement with students and engineers.

We also provided free certified **KNX** courses as prizes for winners, encouraging participants to continue learning and developing their careers in smart automation technologies.



4



FREE KNX On-Site LIVE Sessions & Events



❖ Our purpose was not only to teach **KNX**, but also to build excitement, awareness, and practical understanding of smart home and building technologies through real experiences, interactive activities, and direct community engagement.









4



FREE KNX On-Site LIVE Sessions & Events





<<< 5- PROVIDE FREE KNX DEVICES FOR STUDENTS >>>

5




Provide FREE KNX Devices for Supporting Students




❖ As part of our mission to support education and empower the next generation of smart home and building automation engineers, we proudly provide free KNX devices and technical support for students working on their practical graduation projects.




- ❖ We believe that learning should not stop at theory only.
- ❖ Real understanding comes from hands-on experience...
- ❖ from wiring devices, programming systems, solving real technical challenges, and building complete smart automation solutions.



- ❖ That is why we decided to directly support students by giving them access to real KNX hardware and professional tools that help them transform their ideas into real working projects.




- ❖ Through this initiative, students can use KNX devices in their graduation projects completely free of charge, depending on the project requirements and available resources.
- ❖ The supported devices may include:
 - ❖ KNX Power supplies
 - ❖ KNX actuators
 - ❖ KNX Keypads
 - ❖ KNX Touch panels & Server
 - ❖ Smart lighting control devices
 - ❖ Energy monitoring devices
 - ❖ And other KNX smart automation components





- ❖ Our support is not limited to devices only.
- ❖ We also provide technical guidance, engineering consultation, and practical training to help students understand how to design, program, and implement professional **KNX** systems correctly.
- ❖ We work in cooperation with universities, academic training centers, and companies interested in smart home and building technologies to create real opportunities for students and encourage innovation in the field of automation.



- ❖ Through this support, students are able to:
 - ❖ Build real smart home and smart building projects
 - ❖ Gain practical experience before entering the job market
 - ❖ Improve their technical and engineering skills
- ❖ Understand international **KNX** standards
- ❖ Develop creative automation solutions
- ❖ Increase their opportunities for future careers in smart technologies





- ❖ Our goal is to make **KNX** education easier, more practical, and accessible for every student and future engineer in the Arabic region.
- ❖ We are proud to see students creating innovative graduation projects using **KNX** technology...
- ❖ and even more proud to help them take their first steps toward becoming professional automation engineers.





- ❖ This initiative reflects our belief that investing in students today means building the future of smart buildings tomorrow.
- ❖ And this is only one part of our continuous efforts to spread **KNX** knowledge, practical education, and smart automation culture across universities and educational communities.



❖ Graduation project: Wiring & Installation:



❖ Graduation project: Wiring & Installation:






❖ Graduation project: Full control using KNX touch screen




5 **LIVE** Provide FREE KNX Devices for Supporting Students

❖ Graduation project: Full control using Mobile App>>



5 **LIVE** Provide FREE KNX Devices for Supporting Students

❖ Graduation project: Full Control using Voice command "Alexa" >>>





<<< 6- SUPPORT GRADUATION PROJECTS FOR STUDENTS >>>



- ❖ We support the graduation projects for students of engineering faculties.
- ❖ We provide comprehensive technical support for engineering students' graduation projects, focusing on smart homes and buildings. Our assistance aims to equip students with the skills needed for the labor market.



6 Support of **KNX** Graduation Projects For Students



- ❖ We kick off the **KNX** graduation projects by engaging our students in the analysis process, guiding them through device selection, and teaching them how to calculate the number of devices required and estimate project costs.
- ❖ Excited to see our students grow and excel in their projects!

Devices	Description	Order number	Manufacture	Quantity	Unit Price(\$)	Total Price(\$)	
1	Power Supply	KNX Power Supply 640mA	BBPS-02/640.1	GVS	2	285	570
2	Line Coupler	Line coupler V1.4	BNLC-00/00.3	GVS	1	440	440
2	Combo actuator	KNX Multifunctional Actuator with Secure 24-Fold 10A, 12SU MDRC	AMMA-24/10.S	GVS	3	780	2340
3	Dimming actuator	KNX Dimming Actuator with Secure 4-Fold 16A, 8SU MDRC	ADTV-04/16.S	GVS	3	305	915
4	1-Gang push button	KNX Push Button Sensor, 1 gang, 55mm	CHPLE-02/02.2.03	GVS	15	130	1950
5	2-Gang push button	KNX Push Button Sensor, 2 gang, 55mm	CHPLE-04/02.2.03	GVS	1	140	140
6	3-Gang push button	KNX Push Button Sensor, 3 gang, 55mm	CHPLE-06/02.2.03	GVS	0	155	0
7	4-Gang push button	KNX Push Button Sensor, 4 gang, 55mm	CHPLE-08/02.2.03	GVS	0	165	0
8	IR-Emitter	KNX IR Emitter, Flush-mounted, 2-Fold	BTIRF-02/00.2	GVS	0	180	0
9	Touch Panel	KNX Smart Touch S7_V1	CHTI-7.0/120.1.23	GVS	5	945	4725
0	KNX Energy Meter	SpaceLogic KNX Energy Meter, REG-K/3x230 V/16 A	MTN6600-0603	Schneider	1	232	232
1	Presence Sensor	KNX Presence Sensor with Secure, Microwave	CSBPM-04/00.1.01	GVS	6	275	1650
2	Motion Sensor	KNX Outdoor movable motion sensor	CSBP-04/00.1.01	GVS	13	160	2080
3	Stair Light Sensor	KNX Outdoor movable motion sensor	CSBP-04/00.1.01	GVS	3	160	480
4	KNX Water Flood Detector	KNX Water flood detector 1A	IIR401-0112	Interra	8	80	640
5	KNX Air Quality Sensor	KNX Air Quality Sensor V2_V1.3	CSAQI-06/00.1.01	GVS	11	540	5940
6	Binary Input	KNX Binary input for floating contact 16-Fold	CTBIF-16/00.1	GVS	0	210	0
6	Binary Input	KNX Binary input for floating contact 8-Fold	CTBIF-8/00.1	GVS	1	155	155
7	KNX Bus Cable			GVS			0
Total Cost (\$)		22257					
Programming Cost (\$)		3338.55					





Room Name	Switching	Dimming	RGB	1-Gang Push button	2-Gang Push button	3-Gang Push button	4-Gang Push button	Touch Panel	Curtain	Shutters	Garage	Ventilation	IR-Emitter	Heating	Glass Break	Smoke Detector	Magnetic Contact	Water flood detector	Motion Sensor	Presence Sensor	Stair Light Sensor	Gas Leakage Sensor	Air Quality Sensor	Gas Valve	Water Valve	Alarm Siren
Kitchen	3				1							1			1		1					4		1		
Generator Room	1			1								1										1				
Driver Room	1							1					1													1
Guard Room	2							1					1													
Storage 1	1			1								1				1										
Storage 2	1			1								1				1										
Service Room	1	1						1					1	1												
Garage	2			2							1								5							1
Jacuzzi	9	5	1					1							1			1	3			1			1	
Sauna	1	1																1							1	
Office	2	1						1					1	1						1				1		
Corridor 1	2			1															2			1				
Corridor 2	1			1															1							1
Stairs	1			1																		1				1
Toilet 1	2			1								1						1		1			1		1	
Toilet 2	1			1								1						1		1			1		1	
Toilet 3	2			1								1						1		1			1		1	
Toilet 4	2			1								1						1		1			1		1	
Toilet 5	2			1								2						1		1			2		1	
Ramp	1			1															2							
Incoming Water Valve																									1	
Auto Sum	38	8	1	15	1	0	0	5	0	0	1	10	4	2	2	2	2	8	13	6	3	0	11	0	9	4

Page 1

Page 3

Page 5

Page 2

Page 4

Page 6

Combo Actuator Channel	67
No. of Combo Actuator (24)	3
Dimming Actuator Channel	12
No. of Dimming Actuator (4)	3
Binary Input Channel	6
No. of Binary Input (8)	1



❖ the next step, We worked hard and they finished the cost estimation of project and selection of **KNX** devices by themselves

Devices	Description	Order number	Manufacture	Quantity	Unit Price(\$)	Total Price(\$)
1	Power Supply	Power supply, Spacelogic KNX, REG-K/1280mA	Schneider	1	1,842.26	1842.26
2	IP Router LC	Line coupler_V1.4	GVS	1	440	440
2	Combo actuator	KNX Multifunctional Actuator with Secure 24-Fold 10A, 12SU MDRC	GVS	6	780	4680
3	Dimming actuator	KNX Dimming Actuator with Secure 4-Fold 16A, 8SU MDRC	GVS	6	305	1830
4	1-Gang push button	KNX Push Button Sensor, 1 gang, 55mm	GVS	13	130	1690
5	2-Gang push button	KNX Push Button Sensor, 2 gang, 55mm	GVS	9	140	1260
7	4-Gang push button	KNX Push Button Sensor, 4 gang, 55mm	GVS	1	165	165
8	IR-Emitter	KNX IR Emitter, Flush-mounted, 2-Fold	GVS	9	180	1620
9	Touch Panel	KNX Smart Touch S7_V1	GVS	8	945	7560
10	KNX Energy Meter	SpaceLogic KNX Energy Meter, REG-K/3x230 V/16 A	Schneider	1	232	232
11	Presence Sensor	KNX Presence Sensor with Secure, Microwave	GVS	8	275	2200
12	Motion Sensor	KNX Outdoor movable motion sensor	GVS	4	160	640
13	Stair Light Sensor	KNX Outdoor movable motion sensor	GVS	2	160	320
14	KNX Water Flood Detector	KNX Water flood detector 1A	Interra	8	80	640
15	KNX Air Quality Sensor	KNX Air Quality Sensor V2_V1.3	GVS	8	540	4320
18	KNX Bus Cable	Standard KNX 4-core (Per meter)	GVS	500	5	2500
20	Weather Station	KNX GPS Weather StationPro_V1.1	GVS	1	3780	3780
Total Cost		35719.26	Page 4		Page 6	
Programming Cost		5357.889				

6 Support of **KNX** Graduation Projects For Students



❖ We open a lot of sessions with the students to follow them and revise every step the worked on, that is to support and put them on the correct way



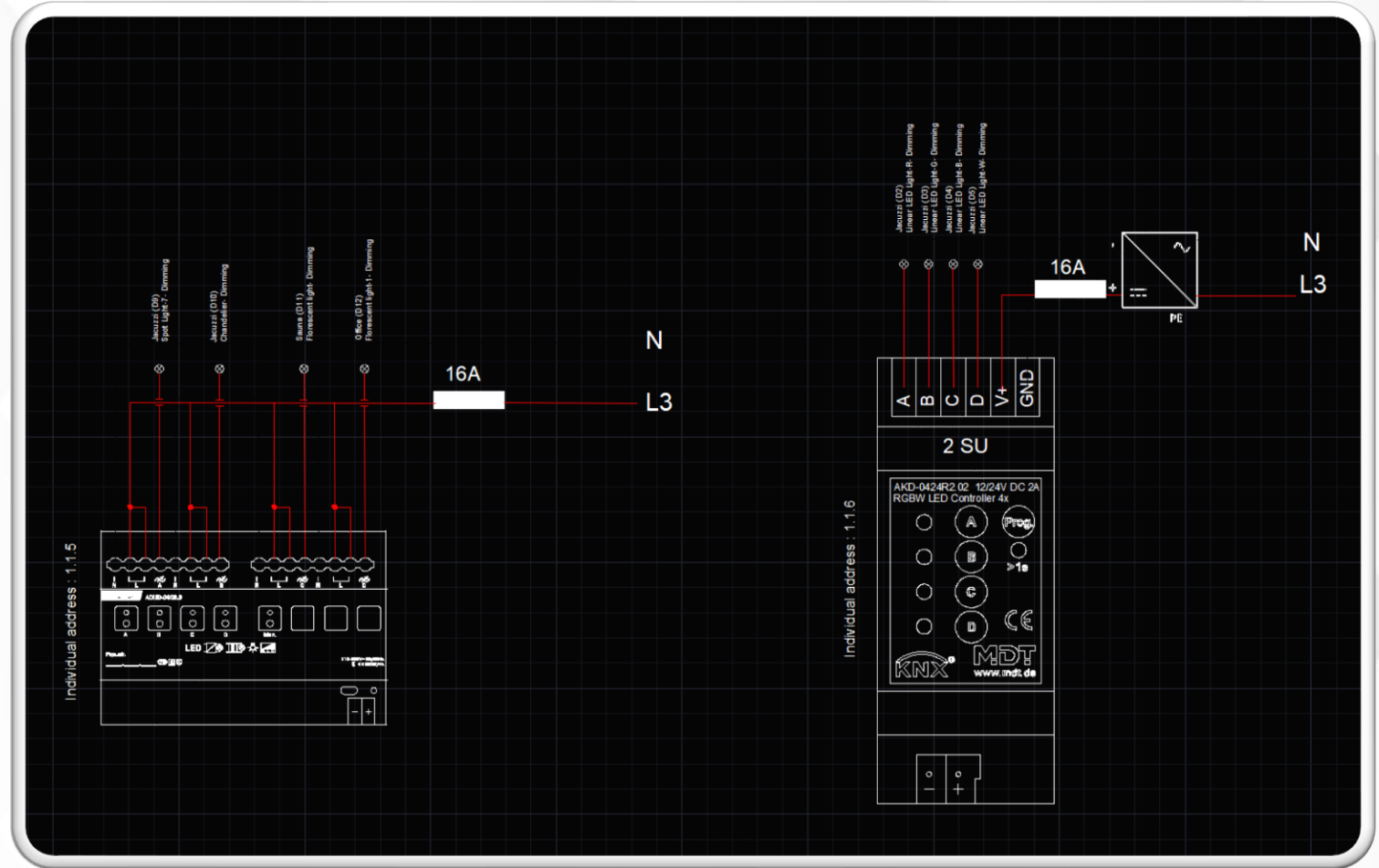
- ❖ After selection the devices and put them in their positions, we assign individual addresses for every KNX device
- ❖ Calculate the total consumption power to determine number of lines and KNX power supplies in easy and simple way

No	Devices	Description	Order number	Manufacture	Quantity	Bus mA	Auxiliary power in mA at 24Vdc	Total Bus mA	Total Auxiliary power in mA at 24Vdc	
1	Line Coupler	Line coupler_V1.3	BNLC-00/00.3	GVS	1	10	0	10	0	
2	Combo actuator	KNX Multifunctional Actuator with Secure 24-Fold 10A_12SU MDRC	AMMA-24/10.S	GVS	5	12	0	60	0	
3	Dimming actuator	KNX Universal Dimming Actuator with Secure 4-Fold 8SU MDRC	ADUD-04/02.3	GVS	1	7.5	0	7.5	0	
4	Dimming actuator	KNX LED Controller 4 Channels , 2/4A	AKD-0424R2.02	MDT	1	10	0	10	0	
5	1-Gang push button	KNX Push Button Sensor, 1 gang, 55mm	CHPLE-02/02.2.03	GVS	6	12	0	72	0	
6	2-Gang push button	KNX Push Button Sensor, 2 gang, 55mm	CHPLE-04/02.2.03	GVS	3	12	0	36	0	
7	3-Gang push button	KNX Push Button Sensor, 3 gang, 55mm	CHPLE-06/02.2.03	GVS	1	12	0	12	0	
8	4-Gang push button	KNX Push Button Sensor, 4 gang, 55mm	CHPLE-08/02.2.03	GVS	0	12	0	0	0	
9	IR-Emitter	KNX IR Emitter, Flush-mounted, 2-Fold	BTIRF-02/00.2	GVS	5	9.5	0	47.5	0	
10	Touch Panel	KNX Smart Touch S7_V1	CHTI-7.0/120.1.23	GVS	5	3.8	170	19	850	
11	KNX Energy Meter	SpaceLogic KNX Energy Meter, REG-K/3x230 V/16 A	MTN6600-0603	Schneider	1	12.5	0	12.5	0	
12	Presence Sensor	KNX Presence Sensor with Secure, Microwave	CSBPM-04/00.1.01	GVS	2	4.5	24.5	9	49	
13	Motion Sensor	KNX Outdoor movable motion sensor	ITR410-003	Interra	5	10	0	50	0	
14	Stair Light Sensor	KNX Outdoor movable motion sensor	ITR410-004	Interra	4	10	0	40	0	
15	KNX Water Flood Detector	KNX Water flood detector 1A	ITR401-0112	Interra	3	10	0	30	0	
16	KNX Air Quality Sensor	KNX Air Quality Sensor V2_V1.3	CSAQL-06/00.1.01	GVS	3	3	34	9	102	
17	Binary Input	KNX Binary input for floating contact 16-Fold	CTBIF-16/00.1	GVS	2	15	0	30	0	
18	Binary Input	KNX Binary input for floating contact 8-Fold	CTBIF-8/00.1	GVS	1	14.5	0	14.5	0	
								Total Power Consumption	469	1001

6 Support of KNX Graduation Projects For Students

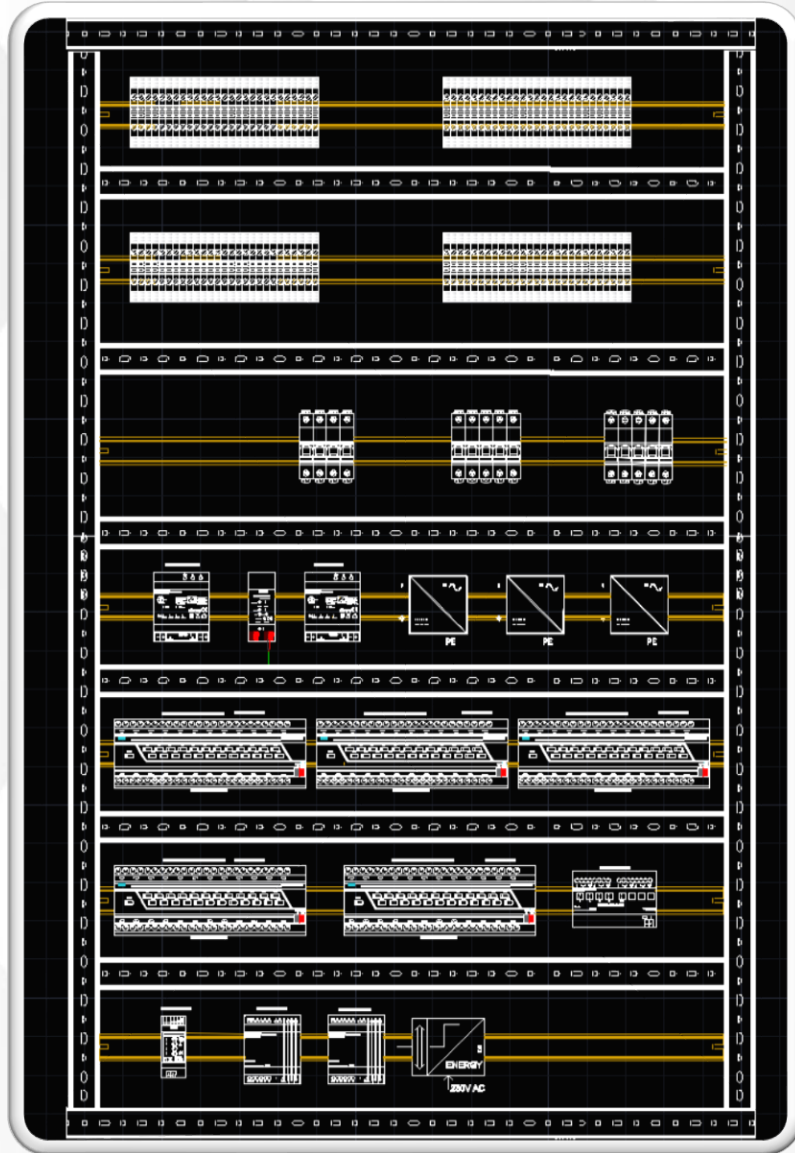


❖ After that we put the basics for electrical wiring of the selected Devices, Then they make the drawings of electrical works for the project



6 Support of KNX Graduation Projects For Students

❖ They learned how to put the KNX devices in the drawing of the project, Putting every KNX device in its place, and put all Din Rail KNX devices in the main Electric panels



6 Support of KNX Graduation Projects For Students



Room Name	Circuit Number	Circuit Name
Kitchen	L1	Florescent light-1
	L2	Florescent light-2
	L3	Spot light
	V1	Ventillation
	W1	Water Valve
		AC
Generator Room	L4	Florescent light
	V2	Ventillation
Driver Room	L5	Florescent light
		AC
Guard Room	L6	Florescent light-1
	L7	Florescent light-2
	Si1	Siren
		AC
Storage 1	L8	Florescent light
	V3	Ventillation
Storage 2	L9	Florescent light
	V4	Ventillation
Service Room	D1	Florescent light- Dimming
	H1	Heating
		AC
	L10	Florescent light-1
	L11	Florescent light-2

Room Name	Circuit number	Individual Address	
		Combo Actuator	Dimming Actuator
Living Room 1	D1	RGB LED light (R)	CH.1
	D2	RGB LED light (G)	CH.2
	D3	RGB LED light (B)	CH.3
			1.2.1
	L1	Chandelier light	CH.1
	L2	Apllique light	CH.2
	L3	Spot light-1	CH.3
	L4	Spot light-2	CH.4
	C1	Curtain-1-on	CH.5
	C2	Curtain-1-off	CH.6
	C3	Curtain-2-on	CH.7
	C4	Curtain-2-off	CH.8
	C5	Curtain-3-on	CH.9
	C6	Curtain-3-off	CH.10
	C7	Curtain-4-on	CH.11
	C8	Curtain-4-off	CH.12
	S1	Shutter-1-up	CH.13
	S2	Shutter-1-down	CH.14
	S3	Shutter-2-up	CH.15
	S4	Shutter-2-down	CH.16
	S5	Shutter-3-up	CH.17
S6	Shutter-3-down	CH.18	
S7	Shutter-4-up	CH.19	
S8	Shutter-4-down	CH.20	
H1	Heater	CH.21	
	AC	1.2.2	
	L5	LED light	CH.1
	L6	Chandelier light	CH.2

Page 1

Page 1





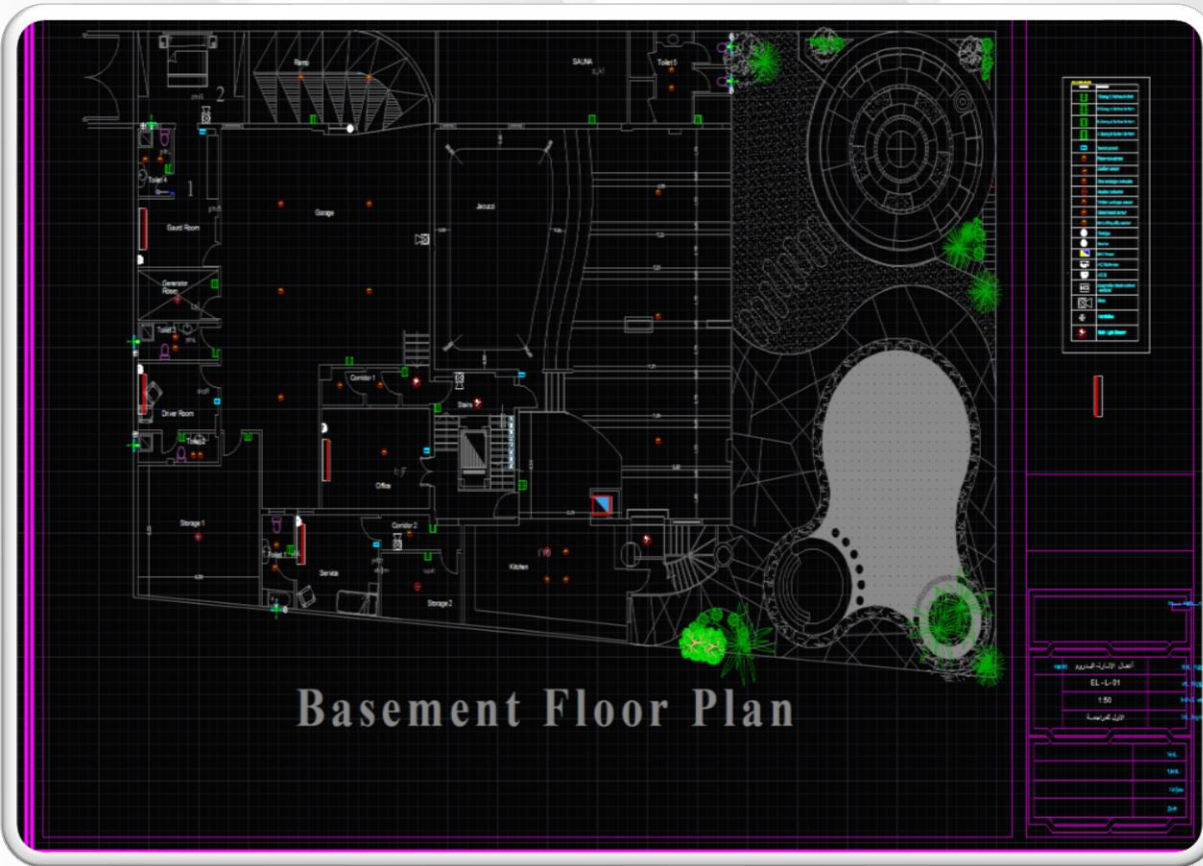
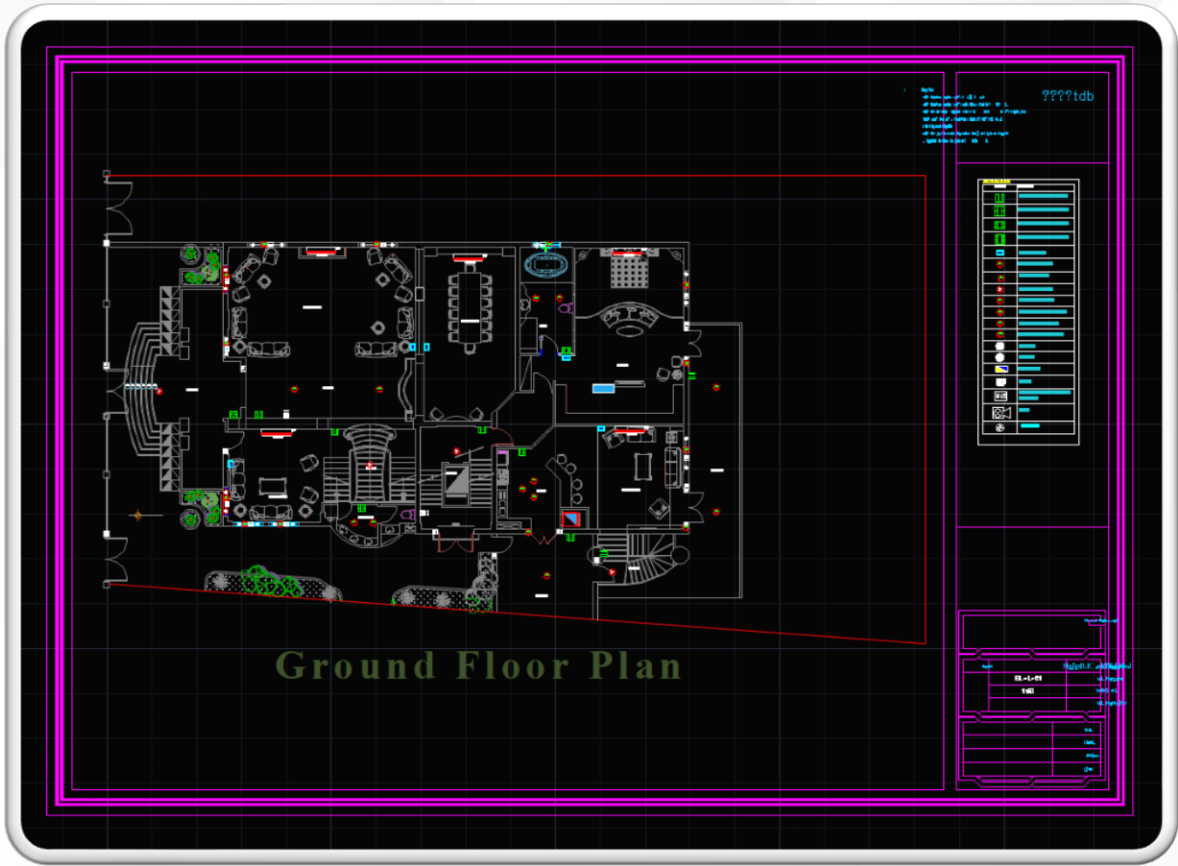
- ❖ We teach them How to Make the Panel Sizing, arrange KNX devices in the electrical panel,
- ❖ all drawing outputs had done by the students themselves.
- ❖ We guide them to start the Project in the correct way.
- ❖ We start Supporting them from first point to the end of their graduation projects



6 Support of **KNX** Graduation Projects For Students



❖ We teach them all things about programming devices using ETS6 with all functions





- ❖ We give them all **KNX** Courses from Basic, HVAC and Advanced, that is to make them programming the devices in simple way with all functions required for the project.
- ❖ Also we provide them with Certified **KNX** Basic Course as they introduce their project to their supervisors in their faculty and they are officially **KNX** Partners.
- ❖ They also trained on our **KNX** smart kit as practical Sessions for FREE


CERTIFIED KNX TRAINING CENTER

PORTO SMART
KNX PARTNER


PORTO KNX
KNX TRAINING

JOIN US NOW

CERTIFIED **KNX** BASIC, HVAC, ADVANCED & TUTOR COURSES

6  Support of **KNX** Graduation Projects For Students



6  Support of **KNX** Graduation Projects For Students



6 Support of **KNX** Graduation Projects For Students



❖ They also trained on our **KNX** smart kit as practical Sessions for FREE

CERTIFIED KNX TRAINING CENTER



JOIN US NOW

CERTIFIED **KNX** BASIC, HVAC, ADVANCED & TUTOR COURSES

CERTIFIED KNX TRAINING CENTER



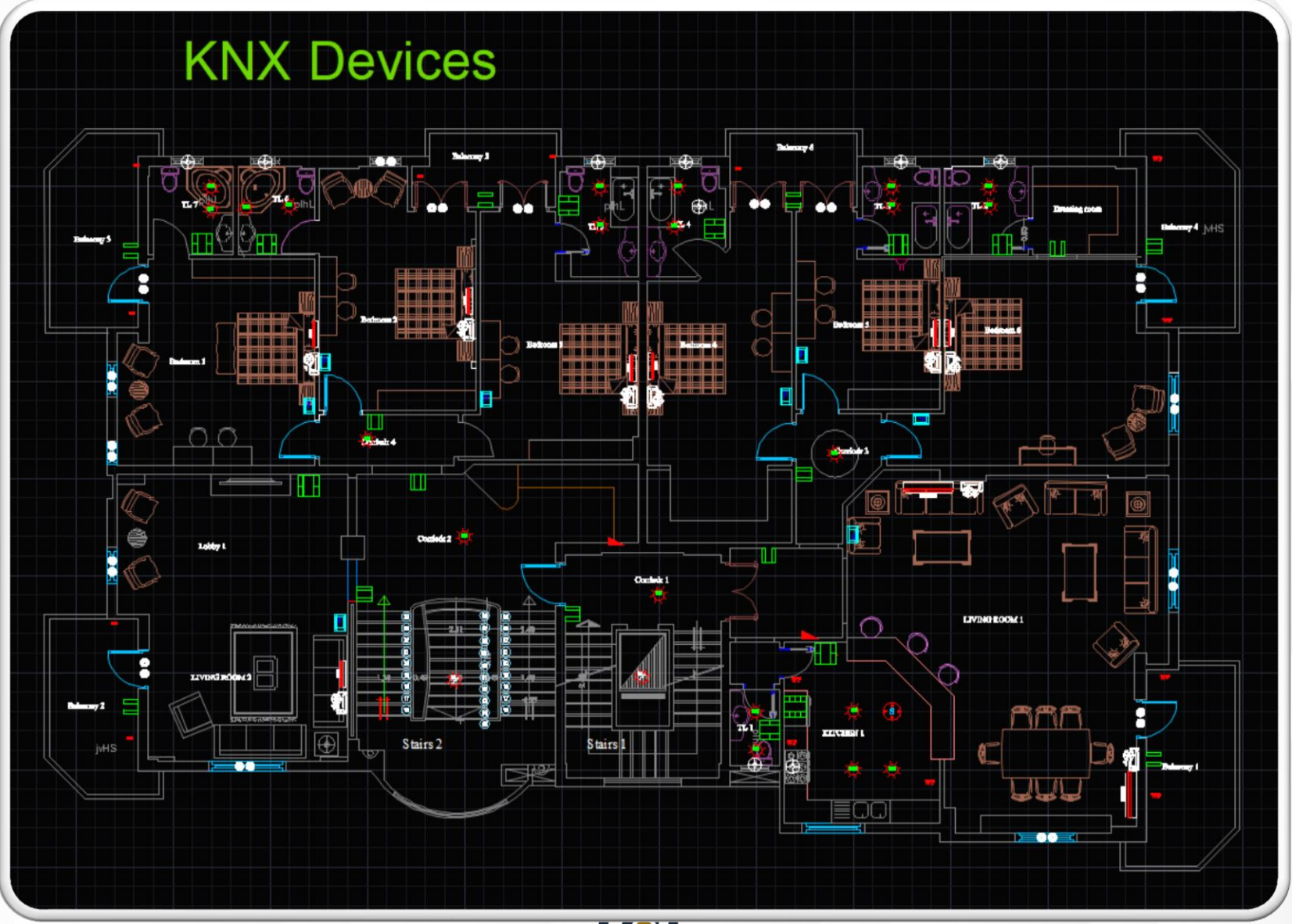
JOIN US NOW

CERTIFIED **KNX** BASIC, HVAC, ADVANCED & TUTOR COURSES





KNX Devices




6 Support of KNX Graduation Projects For Students





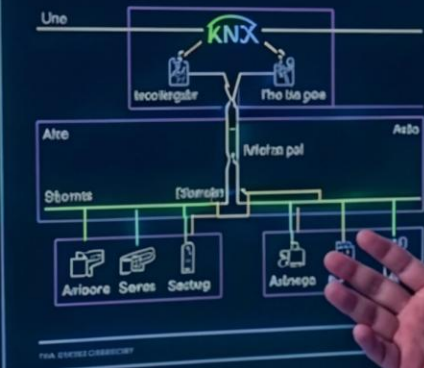
LIVE SESSION: KISK Home & Sulling Automation
meireofor, Mas Ohen



LIVE SSSSION, 000A Nome & Building Automation
Instrutor, Mes Ohen

136 ONLINE

KNX System Architecture: Topology & Media




- Use paglins ornatiro, unrove set oarost Sovalk oem
- Oloruat and Barlasabng oarost
- Oloram arrostor adol
- Coocece oadcolobatore & sensoe

Cbst

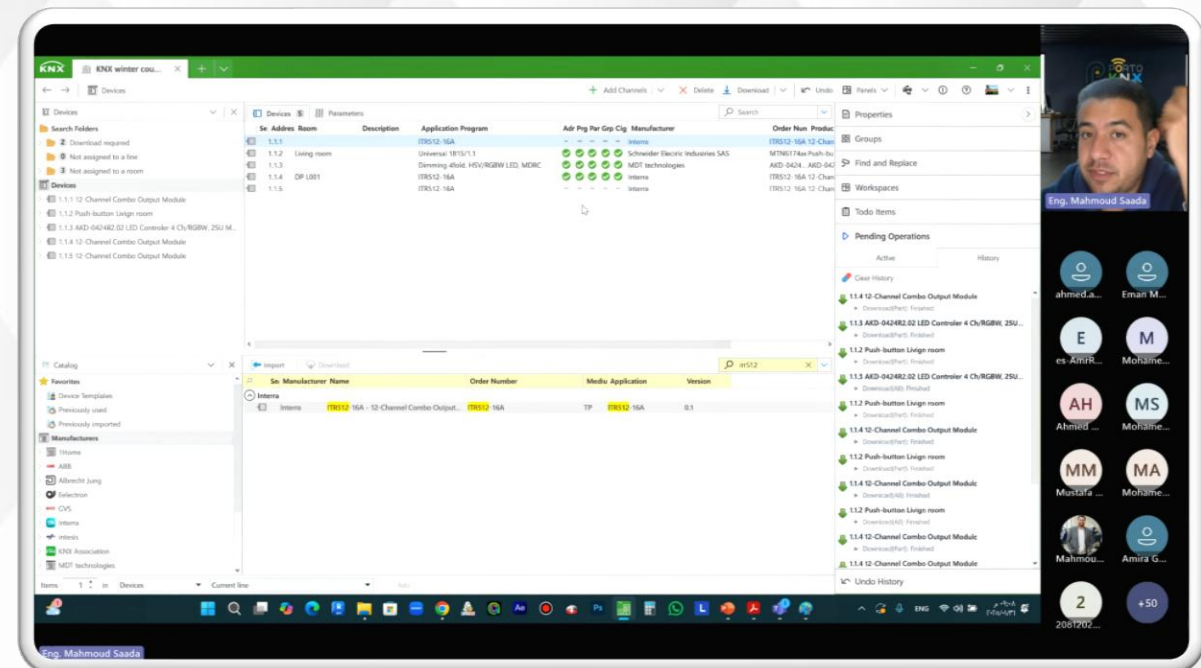
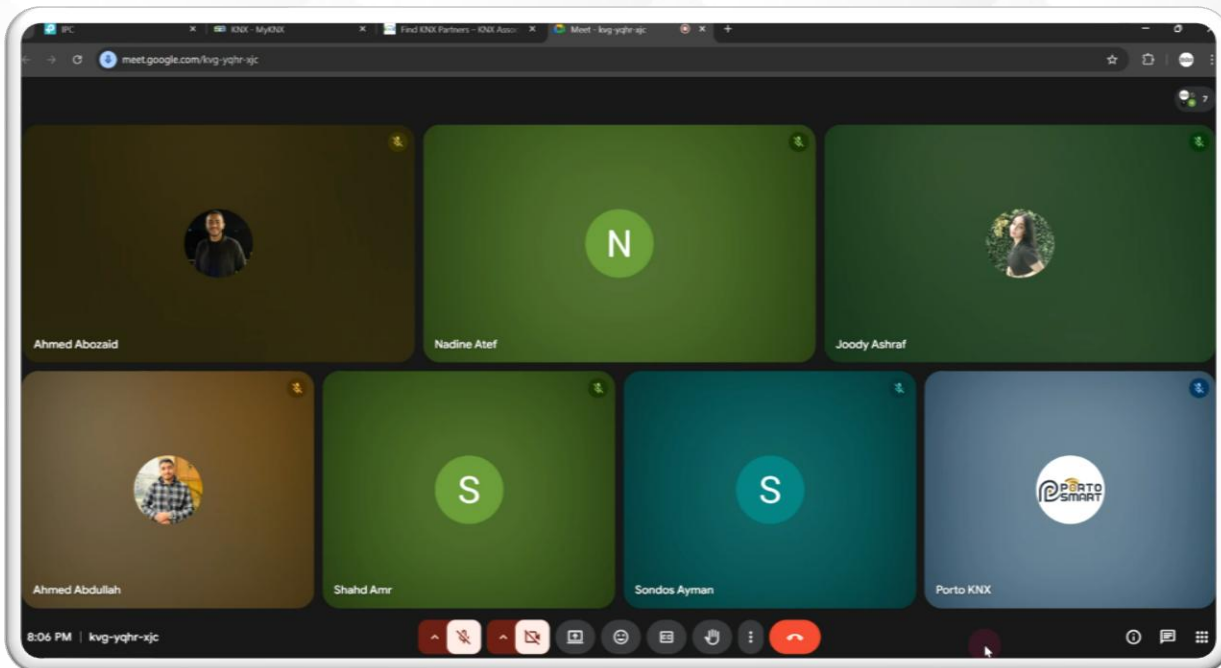


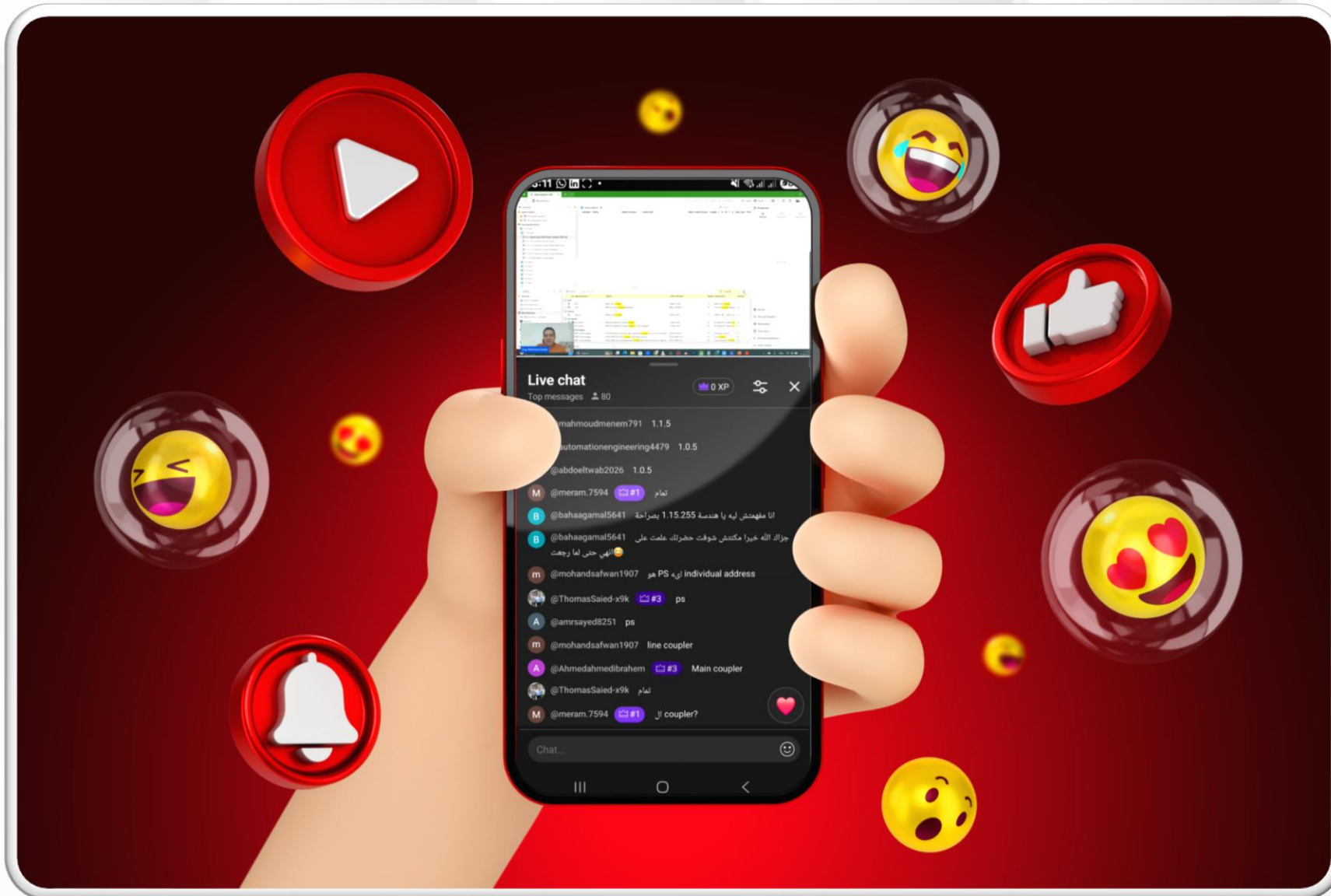
136 ONLINE



◀◀◀ 7- ONLINE LIVE SESSIONS, QUIZZES & PRIZES ▶▶▶

- ❖ We have organized numerous Live Sessions and courses for free, including full courses like **KNX** Basic, HVAC, and Advanced courses covering both theoretical and practical parts.
- ❖ Our main goal is to teach **KNX** to everyone who wants to enhance their knowledge in the field but may not have the financial means to access these courses.







- ❖ **Through these free sessions and courses**, we aimed to simplify **KNX** concepts, provide practical technical knowledge, and help learners gain real experience in programming, wiring, integration, and smart building applications. We believe that education should be available to anyone willing to learn, and that knowledge can create new opportunities, support innovation, and help build the next generation of **KNX** professionals in the region.
- ❖ **We used platforms such as** YouTube Live, Zoom, Google Meet, and Microsoft Teams to conduct **KNX** live sessions.

The screenshot shows a Zoom meeting in progress. The main window displays a grid of 16 participants, each with a circular profile picture containing initials. Two participants, 'EA' (ezz Almaz) and 'IK' (Ibrahim Kamel), are highlighted with yellow boxes. The top toolbar includes icons for Chat, People, Raise, React, View, Rooms, Apps, More, Camera, Mic, Stop sharing, and Leave. The right sidebar shows a list of participants, including Presenters (1) and Attendees (193). The meeting title is 'KNX Course Opening session' and the host is 'Al Azhar University'.

Join at www.kahoot.it or with the Kahoot! app

Game PIN: **41 850**

Kahoot! at work

Start

Mohamed Salah	Esraa	Toka Ahmed	جابر محمد
Mohamed Ahmed O	Omar	aya nader	mohamed elnady
Mohamed Fathall	Abdallah kassem	O-Ahmed	Ali Lila
Mohammed Antar	Shahd Salem	Hossam Mohammed	

Eng. Mahmoud Saada

71

Eng. Mahmoud Saada



IEEE PES POWER & ENERGY EL-SHOROUK

ELECTRO VISION X

IEEE EL-SHOROUK ACADEMY STUDENT BRANCH

Meet Our Speakers!

“Why KNX? The Hidden Strength Behind Every Smart Home & Building”



Mahmoud Seeda
 Founder of Porto Smart
 "Certified KNX Training Center"




Step Into The World Of KNX



MAHMOUD SEEDA

ONLINE : Tuesday 10:00 PM
 3/3/2026

f @ t in

IEEE
EL-SHORDUK ACADEMY
STUDENT BRANCH

PES Talks

IEEE PES
POWER & ENERGY
EL-SHORDUK

Eng. Mahmoud Seeda

Founder of Porto Smart
"Certified KNX Training Center"

5
MAR

STAY TUNED

IEEE SVU SB

PORTO SMART
Certified KNX Training Center
KNX Awards Winner 2024

3 Days To Go

ENG. MAHMOUD ABO - SEEDA

4th MARCH 2025 WEDNESDAY 10 P.M.

ONLINE SESSION



BASIC KNX+ COURSE

4 Online sessions

- ✓ Intro to Smart Systems & KNX
- ✓ Smart Home & Building Solutions
- ✓ KNX System & ETS6 Basics
- ✓ Practical Implementation & Projects

YouTube live

At 06:00 pm

16&17&20&21 / 10 / 2025

Msarhub.com



Eng. Mahmoud Seada
Founder of Porto KNX Channel




EDUNEERS LEADERS

ENG. MAHMOUD SEADA **ENG. AHMED MAHER**

WORKSHOP: KNX SYSTEM
(THEORETICAL AND PRACTICAL)

DATE: 2/2/2025
FROM 10 : 4 PM

in EDUNEERS FOR TRAINING AND ENGINEERING SOLUTIONS

+201150750299 EDUNEERS.CO@GMAIL.COM



Certified KNX Tutor

Presenter :

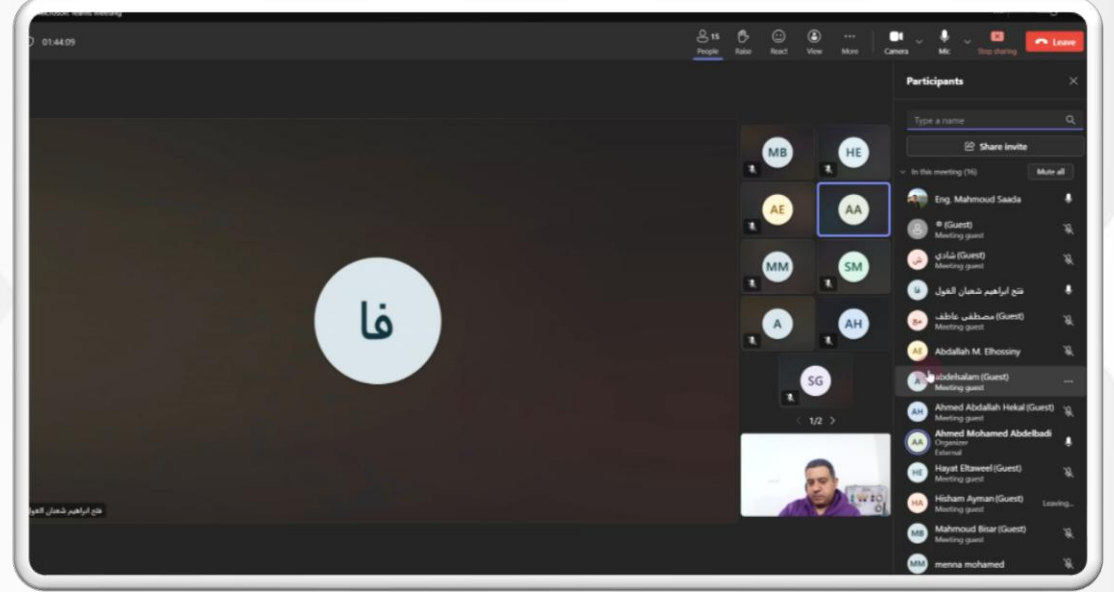
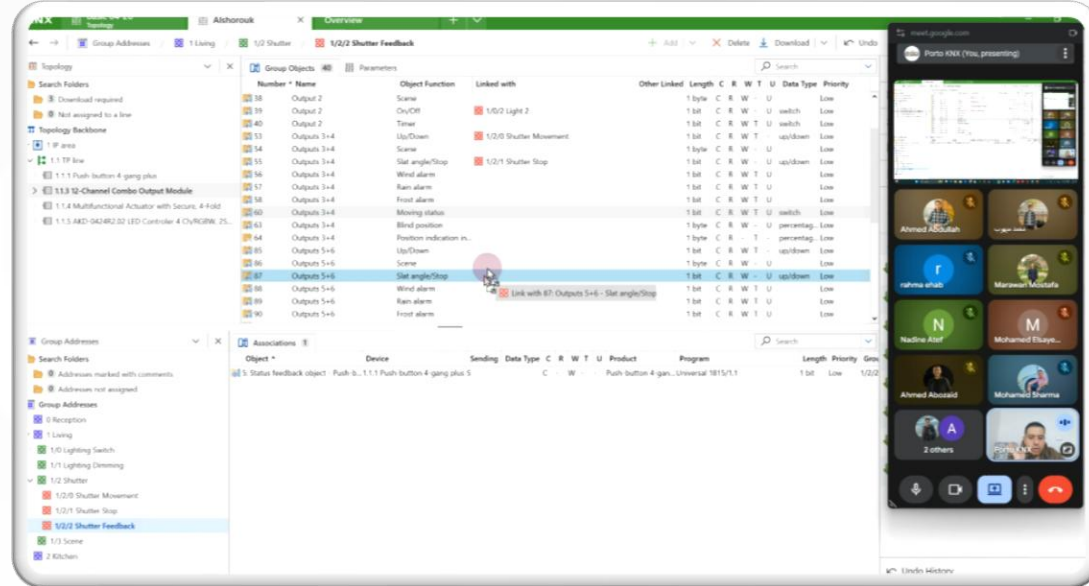
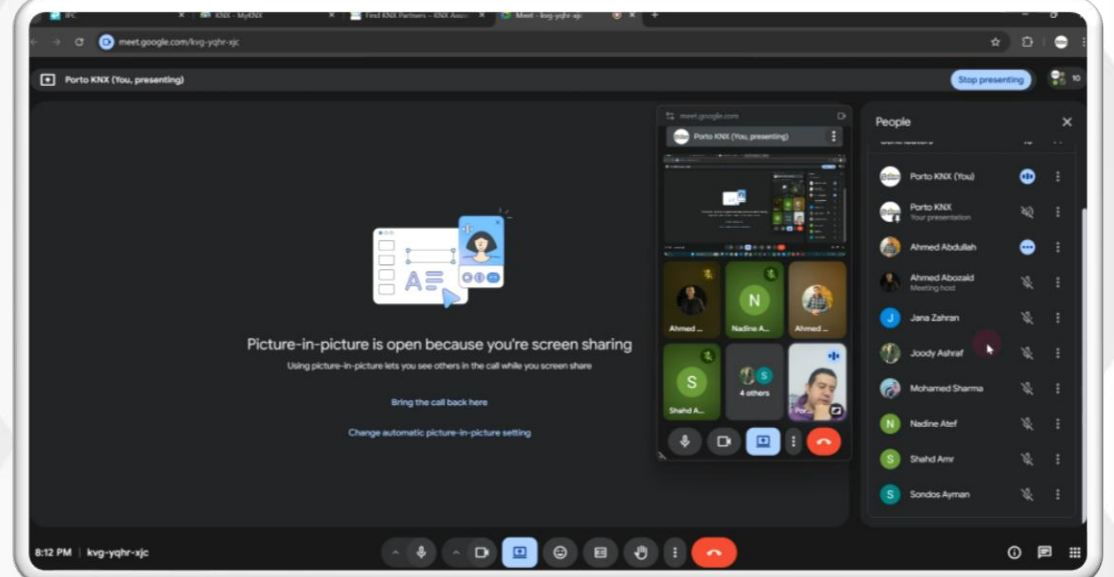
Eng - Mahmoud Seada

**Founder of Porto Smart
(Certified KNX)
Training Center**



Wednesday, April 23, 06:30 PM

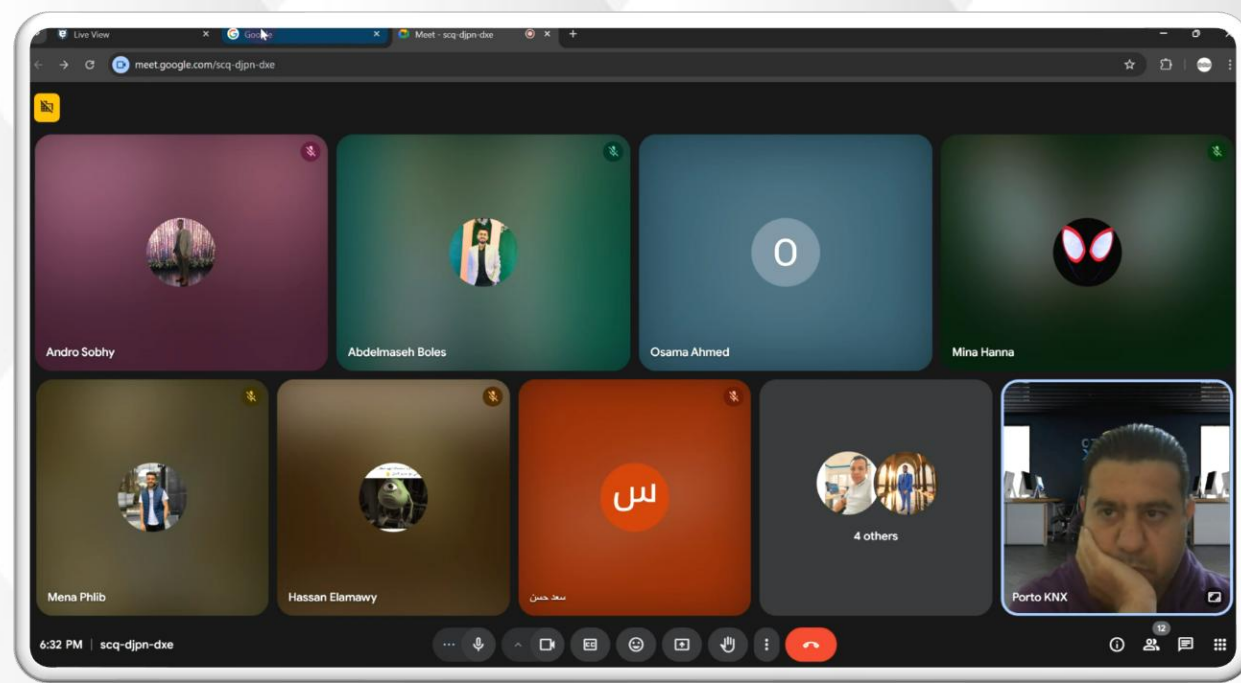
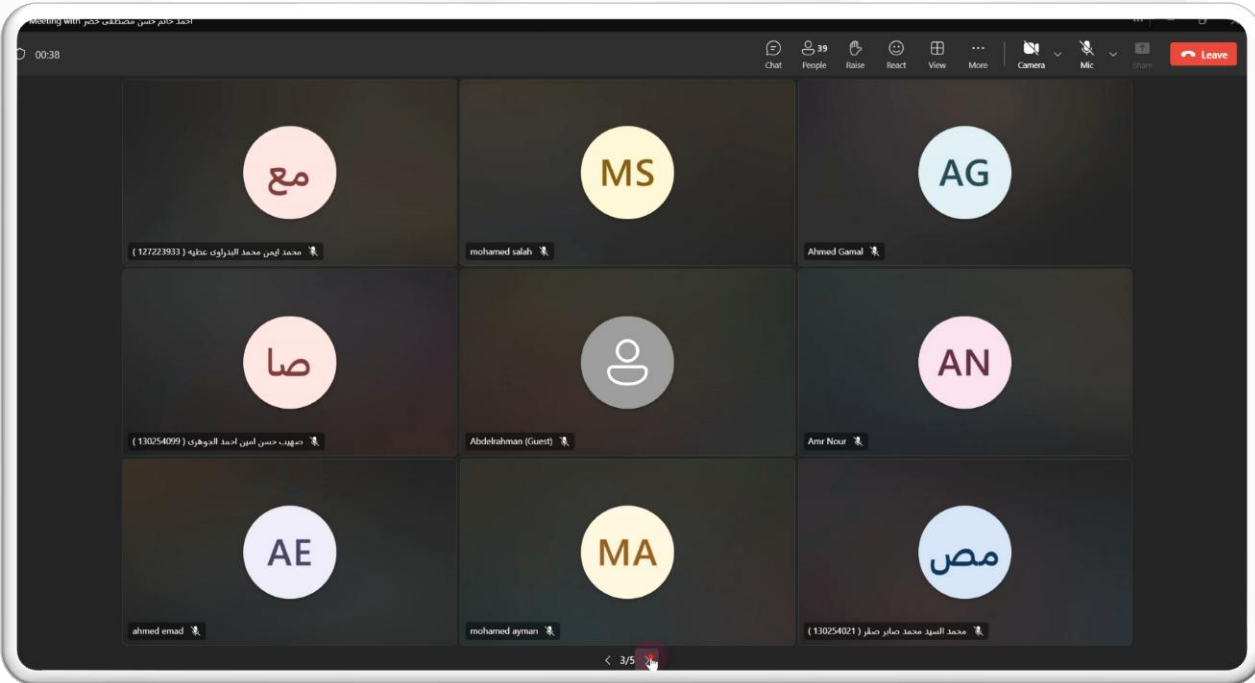




7



FREE KNX Online & LIVE Sessions, Courses & Quizzes



The screenshot shows a Zoom meeting interface. At the top, there's a toolbar with icons for Chat, People (42), Raise Hand, React, View, More, Camera, Mic, Stop sharing, and Leave. The main area is a grid of participants, with a large central circle containing the Arabic letter 'ما'. A chat window is open on the right side, displaying several messages in Arabic. The messages are as follows:

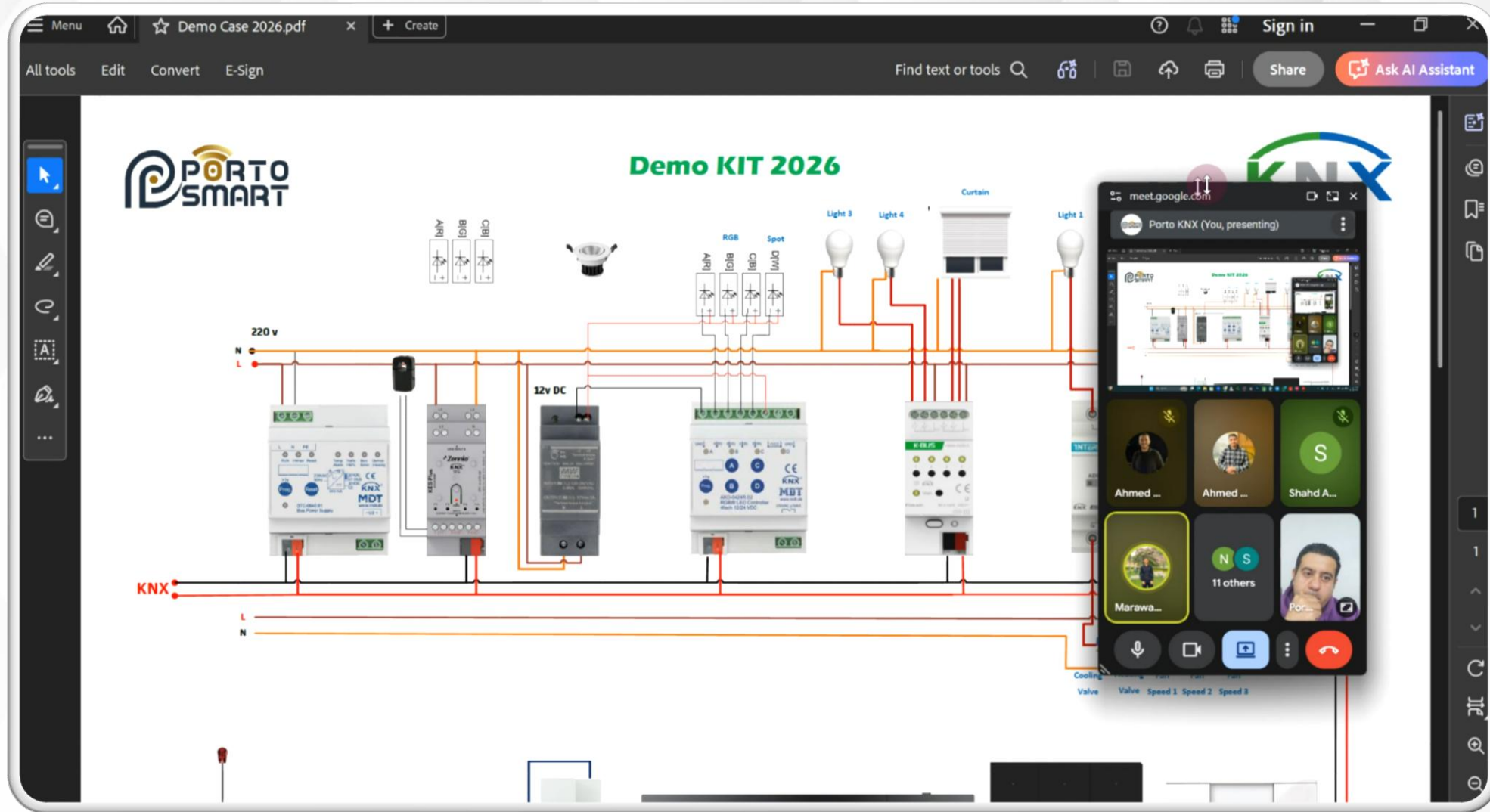
- (Guest) محمد ميهوب: انا معايا رقمك واتقابلنا هتواصل معاك باذن الله علشان الكورسات وحبيب اكون معاك في اكاديميه الشروق
- Abdelrahman Mohammed Ahmed (Guest): فاتهم كثير يا هندسه
- (Guest) محمد ميهوب: كنت ضمن التيم والسيشن واليوم الثاني كانو رايقين صراحه
- Ahmed Elsebaey: وربنا عارف انك هتقول كده
- (129250334) اياد محمد فهمى السيد الصياغ: انا عندي سؤال بره الموضوع هو التقدير بيغفرق في الشغل

At the bottom of the chat window, there's a text input field with the placeholder 'Type a message' and icons for emojis, attachments, and video.



The image shows a Google Meet window displaying a PowerPoint presentation. The presentation slide is dark-themed with the 'PORTO SMART' logo in white. The text on the slide reads 'Certified KNX++ Training Center' and 'EGYPT BRANCH'. The Google Meet interface includes a 'meet.google.com' address bar, a 'Stop sharing' button, and a list of participants with their names and profile pictures. The participants listed are Mina Hanna, Omar Al-RaMady, and Omar Ya... The presentation is titled 'PORTO SMART Full Presentation - PowerPoint' and the presenter is identified as Mahmoud Saada.





The screenshot shows a Microsoft Teams meeting in progress. The meeting title is "KNX Winter Course" and the time is 01:08:41. The interface includes a top navigation bar with icons for Chat, People (106), Raise, React, View, More, Camera, Mic, Stop sharing, and Leave. A central video grid shows several participants, mostly represented by circular avatars with initials or symbols. A notification box states: "Recording has started. Started by Mahmoud Mohamed Mohamed Al-Marghani. By attending this meeting, you consent to being recorded. [Privacy policy](#)".

Participants List:

- Presenters (2):
 - Eng. Mahmoud Saada
 - Mahmoud Mohamed Moham... (Organizer, External)
- Attendees (104):
 - 20812020100142
 - 20812020100148
 - 20812020101259
 - 20812020101333
 - Meeting guest (Guest)
 - ابو بكر محمد... (125200661)
 - سيد محمد عبدالكريم العناني
 - احمد فتحى سيد احمد متولى
 - سيد محمد عبدالله على عوض
 - ايمان ايمن عمر الدمرداش

Visible participants in the grid include: Eng. Mahmoud Saada, mohamed abdelmoez attya (Guest), Mina Adel (Guest), 20812020100142, and Mahmoud Mohamed Mohamed Mohamed Al-Marghani.



Game PIN: [QR Code]

KNX Winter Course ETS 2

09:06

Chat | People (79) | Raise | React | View | More | Camera | Mic | Stop sharing | Leave

Recording has started. Started by Mahmoud Mohamed Mohamed Mohamed Al-Marghani. By attending this meeting, you consent to being recorded. [Privacy policy](#)

Participants

Type a name

Share invite

Presenters (2)

- Eng. Mahmoud Saada
- Mahmoud Mohamed Moham... Organizer External

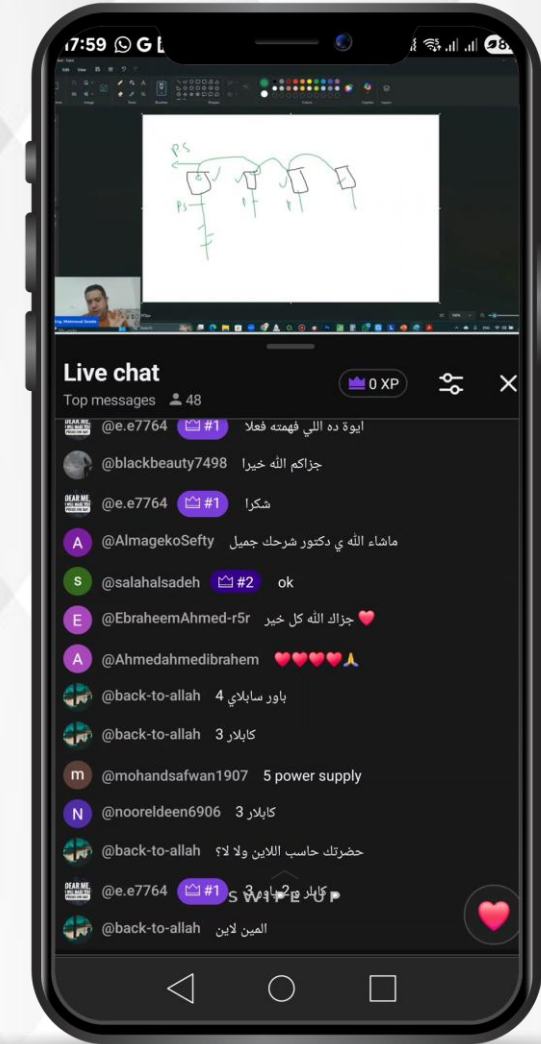
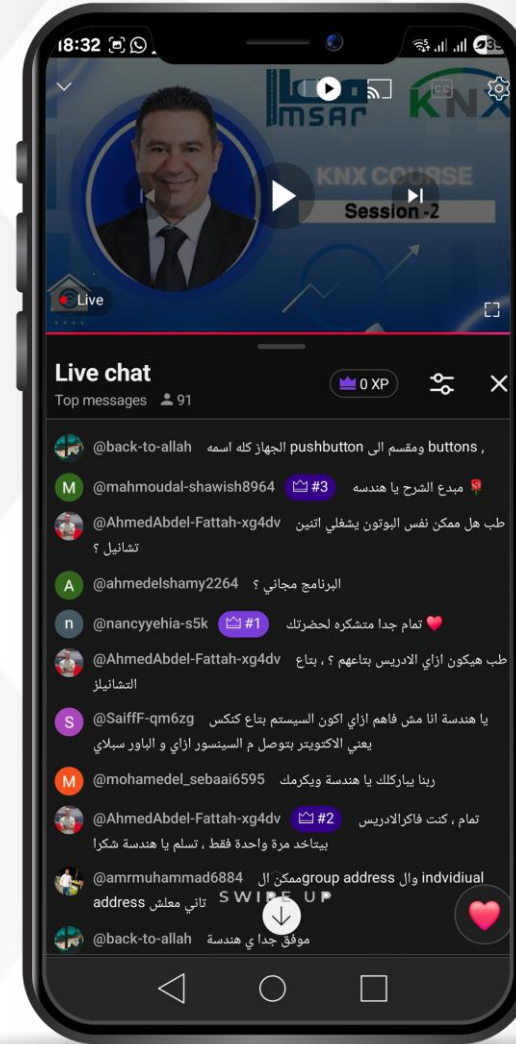
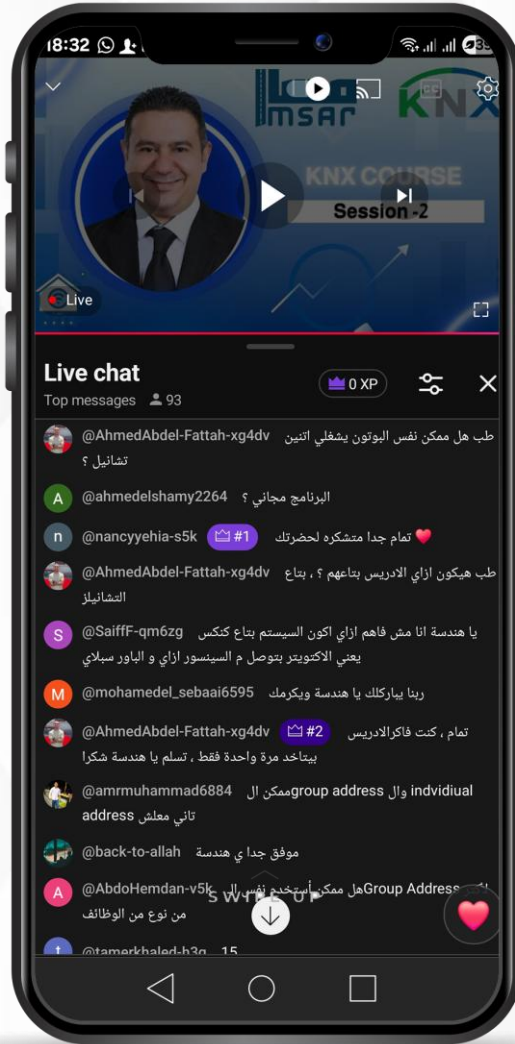
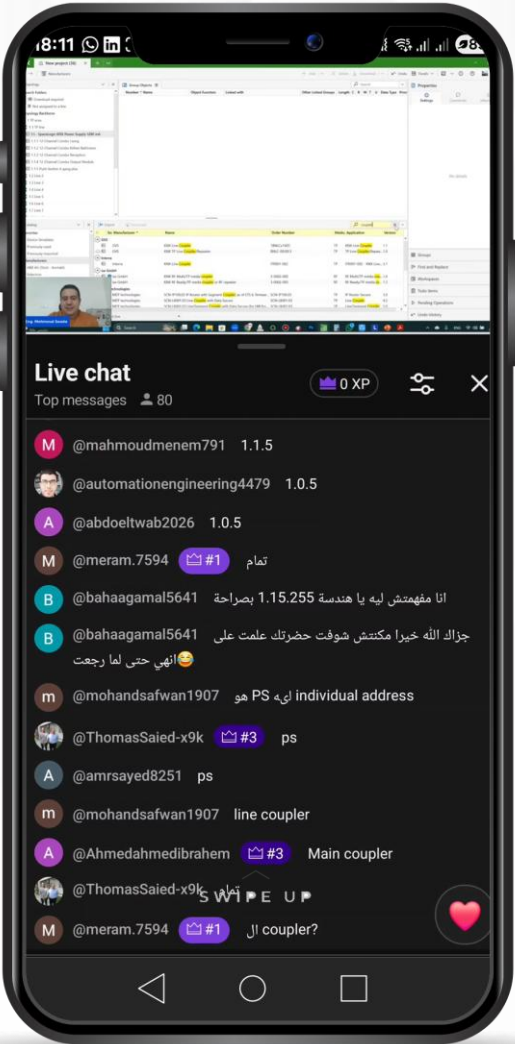
Attendees (77)

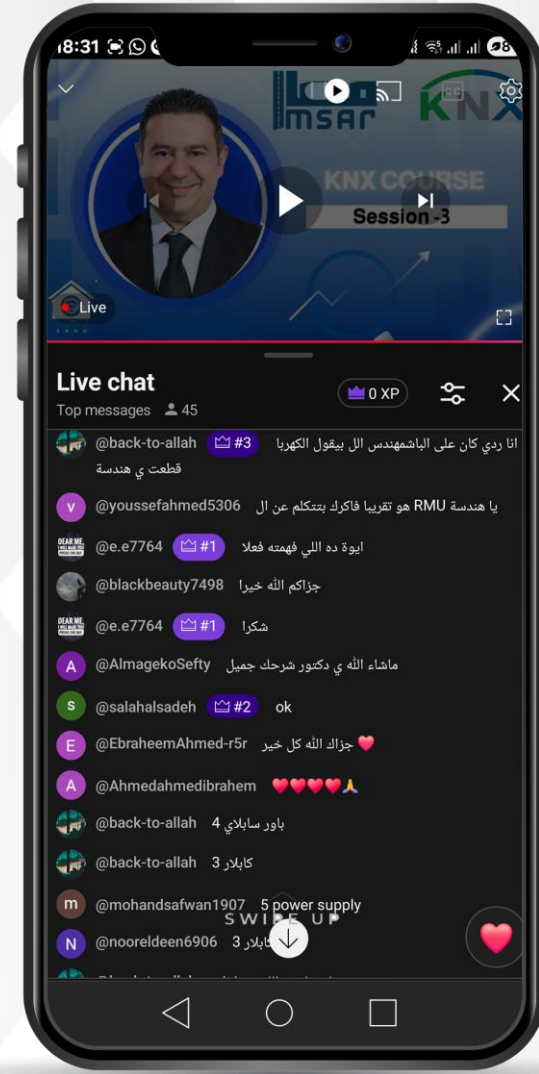
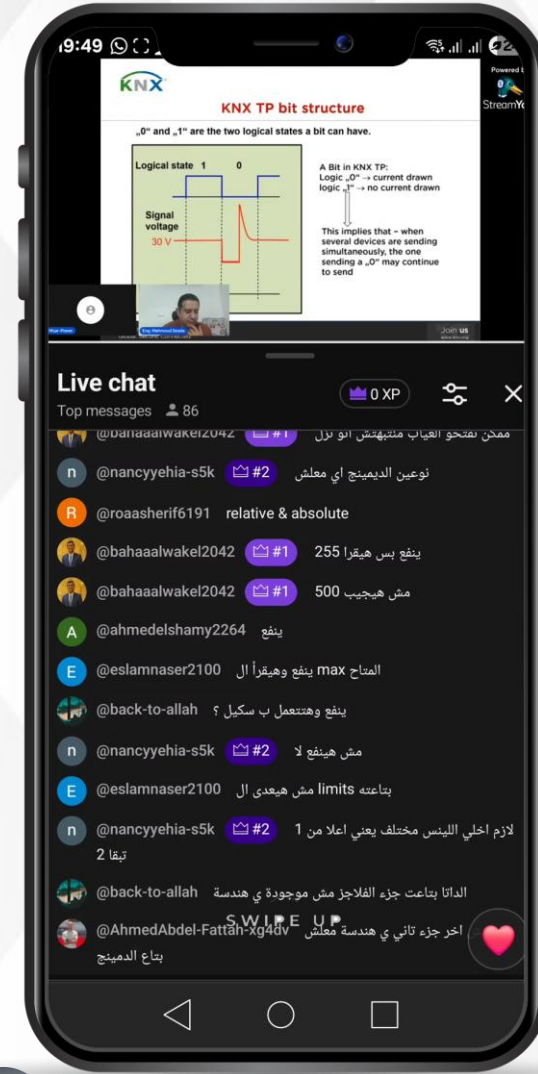
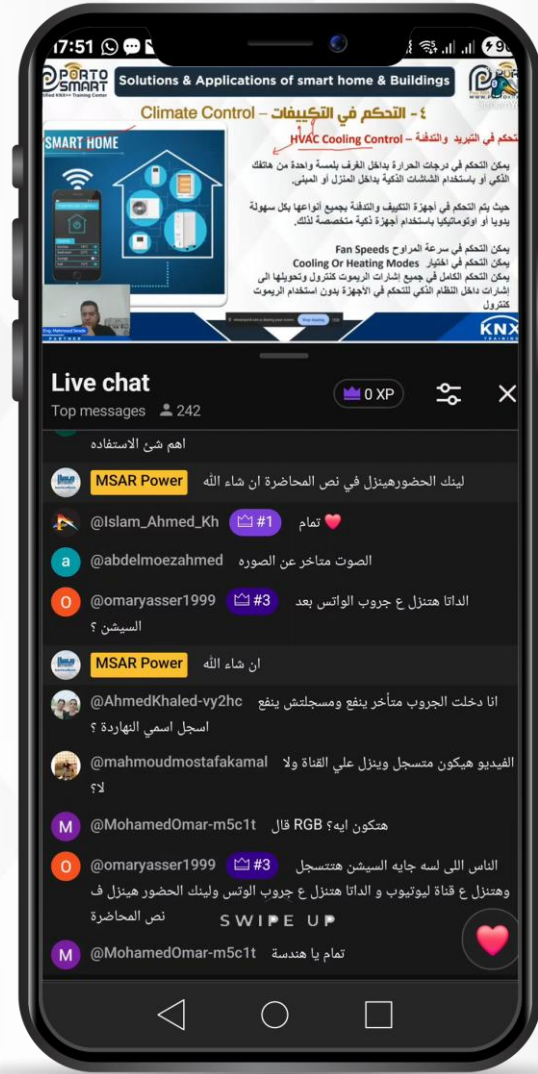
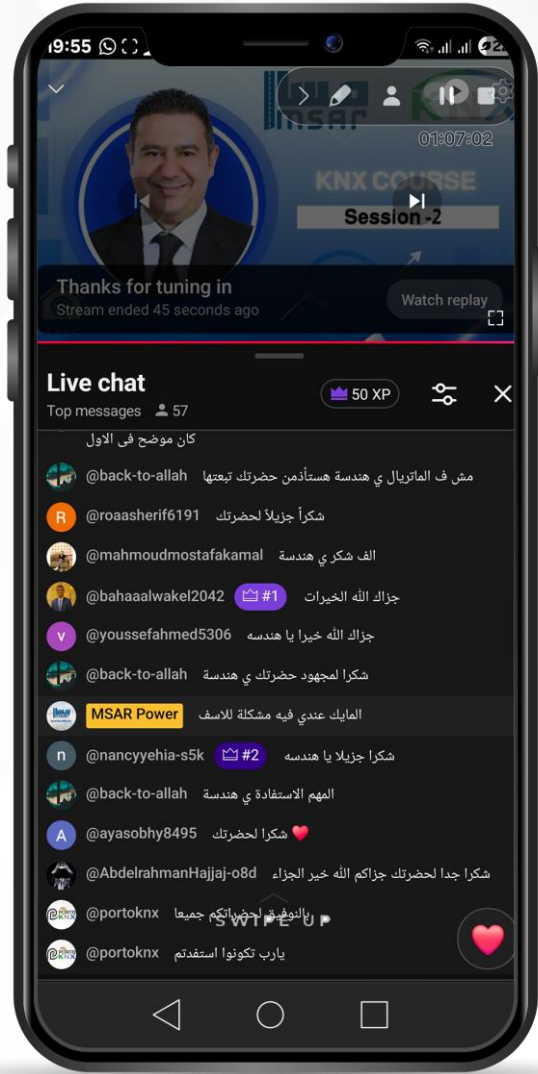
2	20812020100142	On hold
2	20812020100148	
2	20812020101259	
2	20812020101333	
2	20812021100296	
اح	ابو بكر محمد... (125200661)	

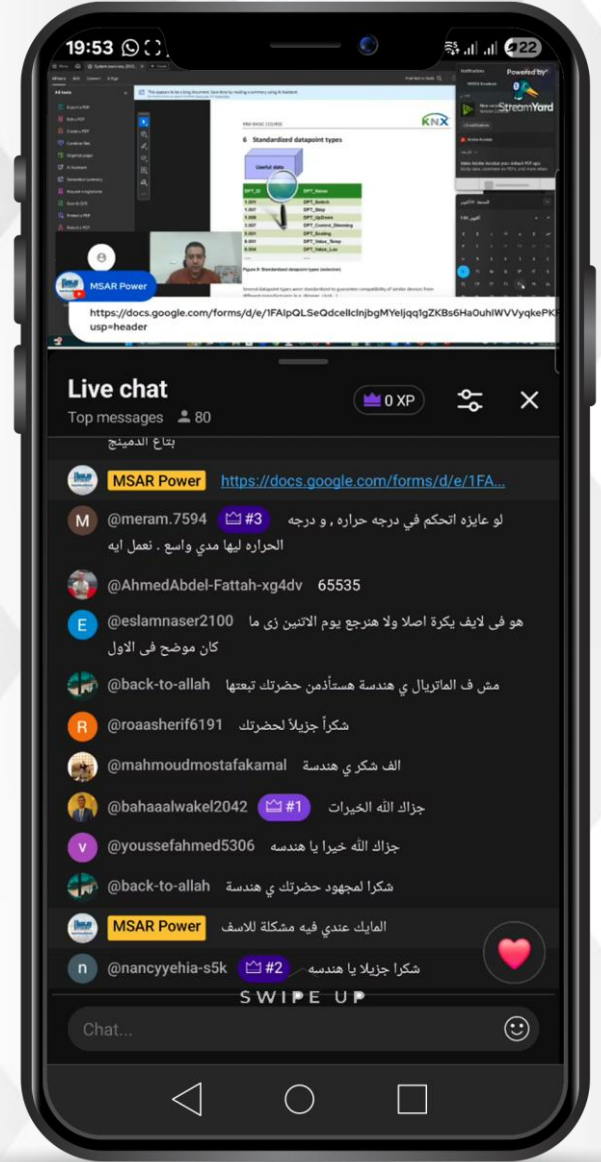
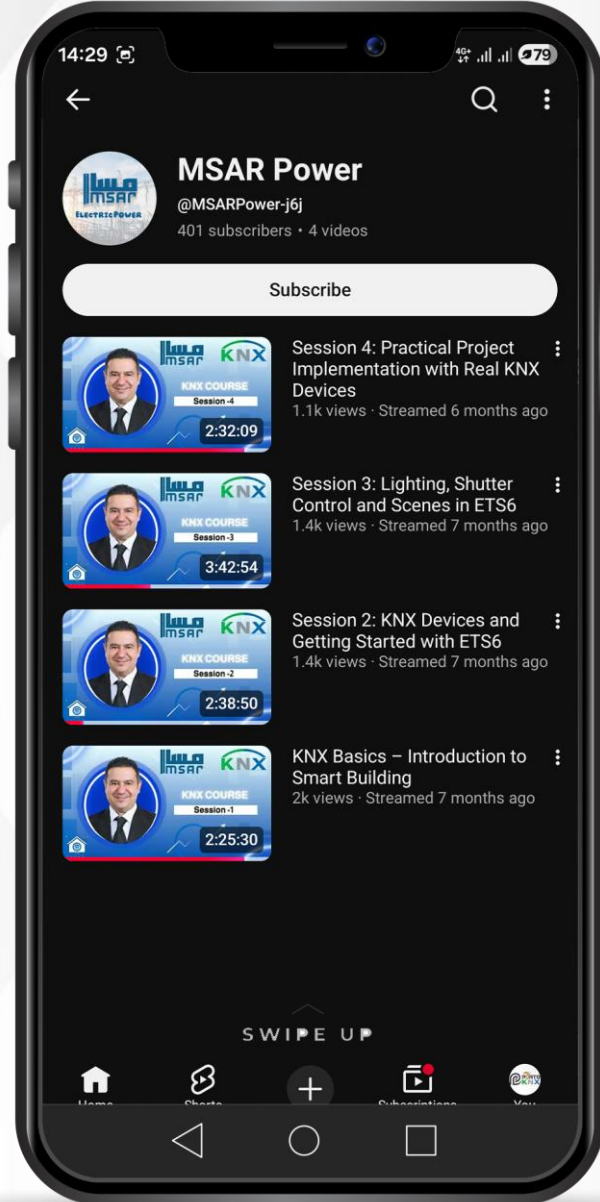
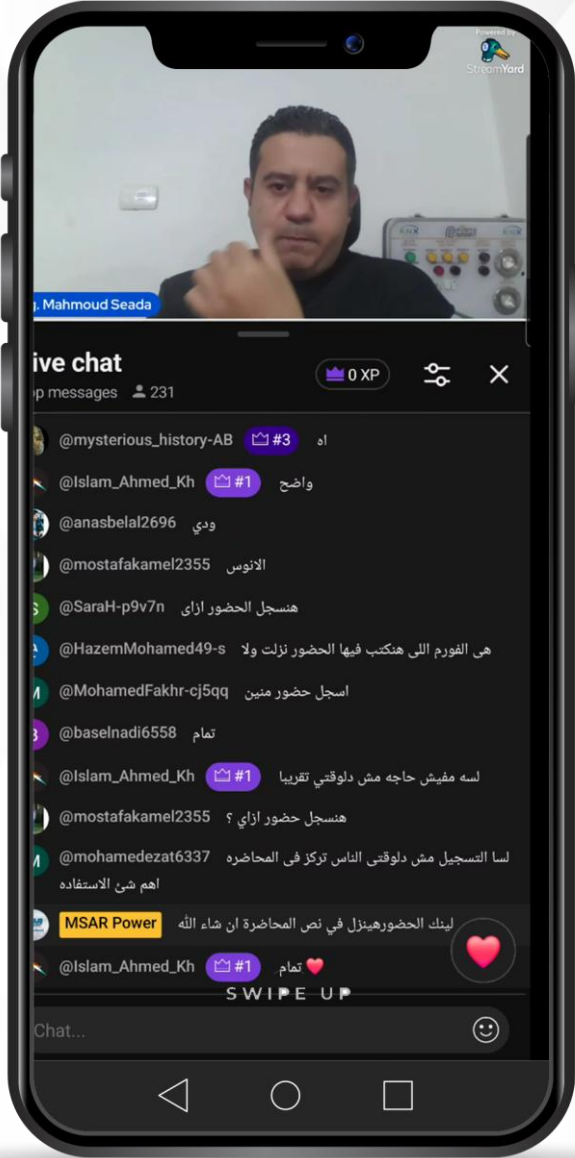
1/9

53









The screenshot shows a Google Meet interface. The main video area displays a presentation slide with the Porto KNX logo and the text "Smart Protocols in market" flanked by double arrows. The slide also includes a small notification: "meet.google.com is sharing your screen. Stop sharing Hide".

On the right side, there is a grid of participant thumbnails. The participants listed are: Porto KNX (presenting), Osama Ahmed, Mina Hanna, Hassan Elamawy, سعد حسن, محمود رجب, Abdallah Hassan, and 32 others. A thumbnail for Abdelmaseh Boles is also visible at the bottom right.

The bottom of the screen shows the Meet control bar with icons for mute, video off, chat, reactions, gallery view, hand raise, and a red call end button. The time "7:00 PM" and the meeting ID "scq-djpn-dxe" are displayed on the left.



Meet - scq-djpn-dxe

meet.google.com/scq-djpn-dxe

Porto KNX (Presenting, annotating)

PORTO SMART Certified KNX++ Training Center

Solutions & Applications of smart home & Buildings

PORTO KNX Free KNX E-Learning Platform WWW.PORTOKNX.COM

هـ - تأمين المباني والمنازل – Smart Safety & Security

حساسات الحركة – Motion Detectors

- نقوم باستخدام وتركيب حساسات الحركة لتأمين المباني والمنازل الذكية.
- حيث تقوم تلك الحساسات بإرسال إشارات الى النظام الذكي عند الإحساس بوجود أي حركة بالمكان.
- ومن خلال ذلك يقوم النظام الذكي بتفعيل الإنذارات وذلك في حالة إذا كان النظام الأمني مفعّل من قِبل عن طريق المستخدم.

6:57 PM | scq-djpn-dxe

Porto KNX

Osama Ahmed

Mina Hanna

Hassan Elamawy

س

سعد حسن

محمود رجب

Abdallah Hassan

29 others

Abdelmaseh Boles

KNX PARTNER

KNX TRAINING



The screenshot shows a Google Meet interface with a presentation slide. The slide content includes:

- Header:** PORTO SMART Certified KNX+ Training Center
- Section Header:** مميزات أنظمة المنازل والمباني الذكية (Advantages & Benefits Of Smart Home & Building Solutions)
- Image:** A person holding a tablet displaying a smart home interface with a temperature of 22.0°C.
- Footer:** KNX PARTNER and KNX TRAINING logos.

The meeting interface includes a participant list on the right with names like Porto KNX, Osama Ahmed, Mina Hanna, Mena Phlib, Hassan Elamawy, and Abdelmaseh Boles. The bottom toolbar shows meeting controls like mute, video, chat, and end call.



streamyard.com/8w6edzi7tm

Session 2: KNX Devices and Getting Started with ETS6

End stream

Show comments on stage BETA

Comments

Eng. Mahmoud Sea...
كده تمام

@meram.7594 05:44 PM
sensor and more than one actuator معين ب اوصلي ازاى اوصلي اكثر من معين؟

@nancyehia-s5k 05:45 PM
actuator قدر اوصلها في كذا sensor لو حندي كذا

@mahmoudal-shawish8964 05:46 PM
electron جرب ال

@mahmoudal-shawish8964 05:46 PM
cad عليه رسمت

@ahmedelshamy2264 05:53 PM
individual بعد ما ابرجه ب individual adress هو حندي اخير ال مش دواير زي ال group adress وليه ال individual

Share your referral link

Post a comment

Powered by StreamYard

LIVE 38:25 146

Eng. Mahmoud Sea...

Msar-Power

Eng. Mahmoud Sea...

Eng. Mahmoud Sea...

Present or invite

Need help?



streamyard.com/pvgj2k29c9

Session 3: Lighting, Shutter Control and Scenes in ETS6

LIVE 41:07

Line segment

- Maximum 256 devices can be mounted in one line segment.
- By means of telegrams, each bus device (DVC) can exchange information with any other device.
- Each line segment requires its own appropriate power supply.
- The actual number of devices per line segment depends on the power supply selected and the power required by the individual devices. The bus cable can be branched at any place.
- The following structural types are allowed: star, line and tree structures (also in combination). A ring structure is however not allowed.
- A tree structure allows saving wiring material. ✓

The smallest unit in the TP topology is the line segment.

Eng. Mahmoud Seada

Msar-Power | Eng. Mahmoud Sea... | Eng. Mahmoud Sea...

Present or invite

Need help?

Comments

@meram.7594 05:20 PM
اه تمام، شكرا

@meram.7594 05:22 PM
طيب هل يرفع اخط لوحه عامه و تحتها الفرع ل لوح فرعيه و اخطهم قريبين من الاجيزه؟

@eslamnaser2100 05:22 PM
knx الجهاز ده مش مكتوب عليه

@back-to-allah 05:22 PM
CABLES؟ خو عباره عن مجموع LINE يعني

@eslamnaser2100 05:22 PM
هل ده بيفرق في الابلكتيشن؟

@bahaawalwakel2042 05:23 PM
طيب لو المسافه اطول من 1000 اخط بور سيلاي تاني؟

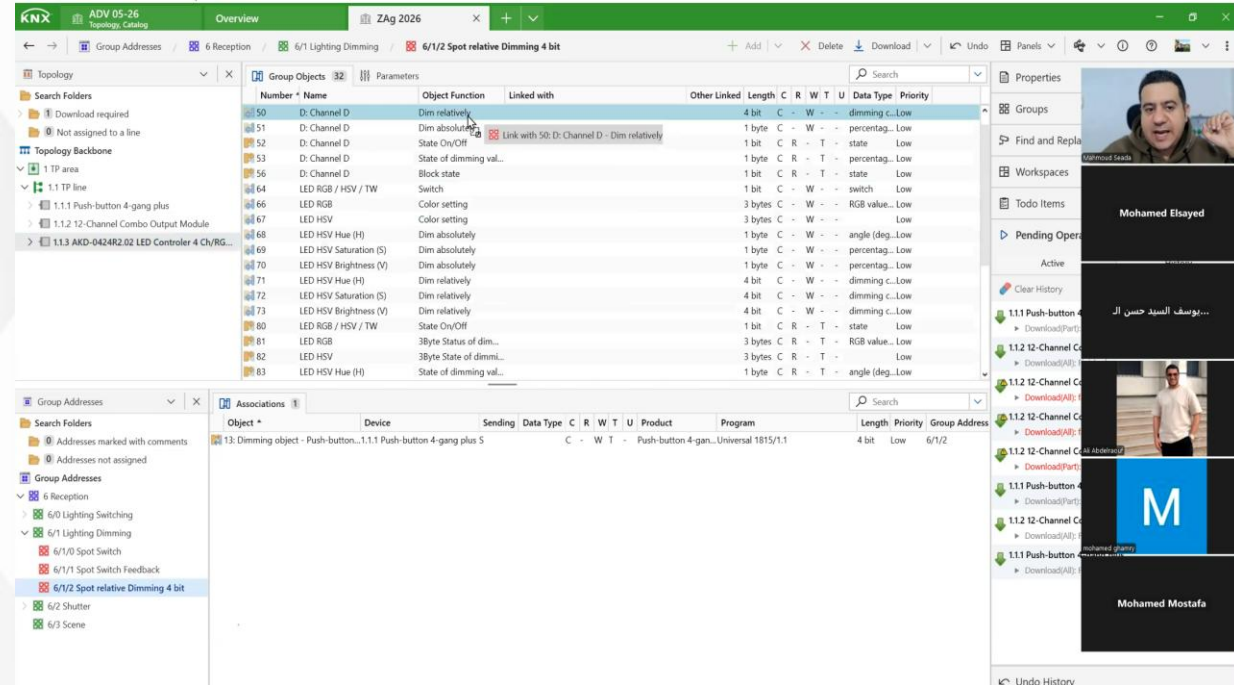
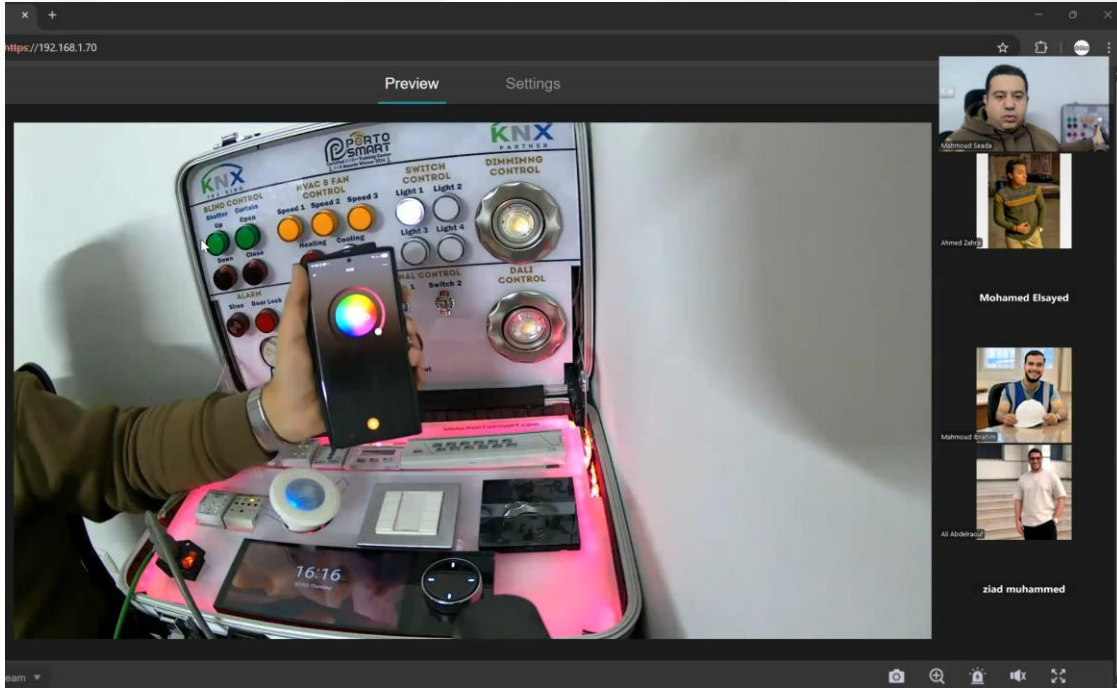
@meram.7594 05:24 PM
طيب تمام، شكرا

Share your referral link

Activate Windows
Go to Settings to activate Windows.

Post a comment






The screenshot shows the my.knx.org website interface. At the top, there are navigation links for Shop, Support, and Online Courses. The main content area features three large promotional cards: 'ETS' with a green background and a house icon, 'Online Courses' with a photo of a person working on a laptop, and 'ETS App' with a list of application categories including Diagnostic, Commissioning, Project Design, and Project Management. Each card has a 'See All' button. At the bottom, there are sections for 'Latest news', 'Training Opportunities' (with links for 'Upcoming Courses' and 'Upcoming Webinars'), and 'Top Support Articles' (with links for 'ETS6 licensing' and 'ETS6 does not start'). A chat window is visible on the right side of the page.

The screenshot displays the ETS software interface. The top window shows the 'Topology Catalog' for 'ZAg 2026'. It contains a table of objects with columns for Number, Name, Object Function, Linked with, Other Linked, Length, C, R, W, T, U, Data Type, and Priority. The table lists various objects like 'D.Channel D' and 'LED RGB / HSV / TW'. Below this, the 'Group Addresses' window is open, showing a table of associations with columns for Object, Device, Sending, Data Type, C, R, W, T, U, Product, Program, Length, Priority, and Group Address. The interface also includes a 'Properties' panel on the right and a video call window at the bottom right.





CERTIFICATE OF COMPLETION

This certificate is proudly presented to

Abdelrahman Ramdan Eltwab

for successfully completing the KNX Basic Training Course organized by MSAR in collaboration with Porto KNX

MSAR **PORTO KNX**

MOHAMED SALAH FOUNDER MAHMOUD SEADA Founder of Porto KNX

Abdelrahman Eltwab · 1st
Electrical Power Engineering Undergraduate a...
6mo · 📍

KNX Course - Certified and Ready for the Future! 📌

After weeks of dedication, hard work, and commitment, we — the Electrical Team — are proud to have successfully completed the hashtag #KNX Course, organized by MSAR - Electric Power power 📌

This journey was challenging but incredibly rewarding, equipping us with the knowledge and hands-on experience needed to excel in hashtag #KNX smart systems.

What We Achieved:
Attended and completed all theoretical and ...more

👍👍👍 78 13 comments

Like Comment Repost Send


Add a comment...

Most relevant ▾

Mina Hanna Faheem · 1st
Coordinator @ [Business] Secretary of IEE...
6mo · ...

Congratulations 🎉👏👏

Like 📍 1 | Reply



CERTIFICATE OF COMPLETION

This certificate is proudly presented to

YOMNA MOHAMED

for successfully completing the KNX Basic Training Course organized by MSAR in collaboration with Porto KNX

MSAR **PORTO KNX**

MOHAMED SALAH FOUNDER MAHMOUD SEADA Founder of Porto KNX

Yomna Mohamed · 1st
Student at faculty of engineering department ...
6mo · 📍

After weeks of learning and hands-on training, I'm proud to have successfully completed the KNX Course organized by MSAR - Electric Power 📌

What We Achieved:
• Attended and completed all theoretical and practical sessions.
• Successfully worked on real-world tasks and projects.
• Mastered KNX Basics, Design, Shop Drawings, BOQ, and ETS Programming.
• Earned an official KNX Course Certificate!

Course Structure:
The KNX Winter Course was divided into two ...more

👍👍👍 70 27 comments


Like Comment Repost Send

Add a comment...

Most relevant ▾

Mohamed Ayman · 1st
4K Followers | Electrical Engineer @ Auto...
6mo · ...

Congratulations Yomna Proud of your progress — it was a pleasure supervising you during the course 📌



CERTIFICATE OF COMPLETION

This certificate is proudly presented to

Ahmed Amin Abdelmoneam

for successfully completing the KNX Basic Training Course organized by MSAR in collaboration with Porto KNX

MSAR **PORTO KNX**

MOHAMED SALAH FOUNDER MAHMOUD SEADA Founder of Porto KNX

Ahmed Amin · 1st
Undergraduated Electrical power& Machines ...
6mo · Edited · 📍

KNX Course - Certified and Ready for the Future! 📌

After weeks of dedication, hard work, and commitment, we — the Electrical Team — are proud to have successfully completed the KNX Course, organized by MSAR - Electric Power 📌

This journey was challenging but incredibly rewarding, equipping us with the knowledge and hands-on experience needed to excel in KNX smart systems.

What We Achieved:
Attended and completed all theoretical and practical sessions. ...more


👍👍👍 102 68 comments

Like Comment Repost Send

Add a comment...

Most relevant ▾

Some comments may not be displayed in the Most relevant view. To see these comments, select Most



CERTIFICATE OF COMPLETION

This certificate is proudly presented to

Mahmoud Ahmed Elsherbini

for successfully completing the KNX Basic Training Course organized by MSAR in collaboration with Porto KNX

MSAR **PORTO KNX**

MOHAMED SALAH FOUNDER MAHMOUD SEADA Founder of Porto KNX

Mahmoud Ahmed · 1st
Undergraduate Electrical Engineer
6mo · 📍

KNX Course - Certified and Ready for the Future! 📌

After weeks of dedication, hard work, and commitment, we — the Electrical Team — are proud to have successfully completed the KNX Course, organized by MSAR - Electric Power power 📌

This journey was challenging but incredibly rewarding, equipping us with the knowledge and hands-on experience needed to excel in KNX smart systems.

What We Achieved:
Attended and completed all theoretical and practical sessions. ...more

👍👍👍 105 58 comments · 1 repost

Like Comment Repost Send

Add a comment...

Most relevant ▾

Mahmoud Elsherbini · 1st
Semi Senior Electrical Engineer | Electrical ...
6mo · ...

Congrats bro 📌👏

Like 📍 1 | Reply · 1 reply



MSAR **PORTO KNX**

CERTIFICATE OF COMPLETION

This certificate is proudly presented to

Emad Sabry El-Desouky

for successfully completing the KNX Basic Training Course organized by MSAR in collaboration with Porto KNX

After weeks of dedication, hard work, and commitment, we — the Electrical Team — are proud to have successfully completed the KNX Course, organized by MSAR - Electric Power

This journey was challenging but incredibly rewarding, equipping us with the knowledge and hands-on experience needed to excel in KNX smart systems.

What We Achieved:

Attended and completed all theoretical and practical sessions. ...more

67 32 comments

Like Comment Repost Send

Add a comment...

Most relevant

Fawzy Aboelhasan • 1st Electrical Engineer
6mo

Congrats
Wish you more success

Like Reply 1 reply

MSAR **PORTO KNX**

CERTIFICATE OF COMPLETION

This certificate is proudly presented to

Mahmoud Abdelhamid Ramadan

for successfully completing the KNX Basic Training Course organized by MSAR in collaboration with Porto KNX

After weeks of dedication, hard work, and commitment, we — the Electrical Team — are proud to have successfully completed the KNX Course, organized by MSAR - Electric Power

This journey was challenging but incredibly rewarding, equipping us with the knowledge and hands-on experience needed to excel in KNX smart systems.

What We Achieved:

Attended and completed all theoretical and practical sessions. ...more

89 48 comments

Like Comment Repost Send

Add a comment...

Most relevant

Nermeen Amen • 1st Undergraduate Smart electric power grad...
6mo

Congrats

MSAR **PORTO KNX**

CERTIFICATE OF COMPLETION

This certificate is proudly presented to

Mahmoud Elsayed Esmail Elsaied

for successfully completing the KNX Basic Training Course organized by MSAR in collaboration with Porto KNX

After weeks of dedication, hard work, and commitment, we — the Electrical Team — are proud to have successfully completed the KNX Course, organized by MSAR - Electric Power

This journey was challenging but incredibly rewarding, equipping us with the knowledge and hands-on experience needed to excel in KNX smart systems.

What We Achieved:

Attended and completed all theoretical and practical sessions. ...more

64 40 comments

Celebrate Comment Repost Send

Give your good wishes.

Most relevant

MAHMOUD SEADA • You
KNX Tutor • • KNX Awards Winner
6mo

Congratulations Eng. Mahmoud
Wishing you all the best

Like 1 Reply 2 replies 231 impressions

MSAR **PORTO KNX**

CERTIFICATE OF COMPLETION

This certificate is proudly presented to

Fares Ahmed Mohamed Abdelrahem

for successfully completing the KNX Basic Training Course organized by MSAR in collaboration with Porto KNX

After weeks of dedication, hard work, and commitment, we — the Electrical Team — are proud to have successfully completed the KNX Course, organized by MSAR - Electric Power

This journey was challenging but incredibly rewarding, equipping us with the knowledge and hands-on experience needed to excel in KNX smart systems.

What We Achieved:

Attended and completed all theoretical and practical sessions. ...more

122 59 comments

Like Comment Repost Send

Add a comment...

Most relevant

Fawzy Aboelhasan • 1st Electrical Engineer
6mo

Congrats
Wish you more success

Like 1 Reply 1 reply



CERTIFICATE OF COMPLETION

This certificate is proudly presented to

Abdallah Mahmoud Elhossiny

for successfully completing the KNX Basic Training Course organized by MSAR in collaboration with Porto KNX

MSAR **PORTO KNX**

MOHAMED SALAH FOUNDER MAHMOUD SEADA Founder of Porto KNX

Abdallah M. Elhossiny · 1st
Electrical Power Engineer | Certified KNX Part...
6mo · Edited · 🌐

📌 KNX Course - Certified and Future-Ready!

I'm excited to share that I've successfully completed the KNX Course, organized by **MSAR - Electric Power** 🎉

Over the course of one intensive week, I attended four online training sessions focused on mastering the fundamentals of KNX Smart Systems — one of the world's leading technologies in building automation.

This program provided me with valuable insights into the design, programming, and operation of KNX systems, and concluded with a final exam, through which I earned my official KNX Course ...more

👍👍👍 104 21 comments

Like Comment Repost Send

Add a comment

Most relevant ▾

Marwa Mohsen Amin · 1st
Electrical Head Section technical office en...
6mo ...

Congratulations

Like 🍷 1 Reply

CERTIFICATE OF COMPLETION

This certificate is proudly presented to

Ahmed Samir Fathy

for successfully completing the KNX Basic Training Course organized by MSAR in collaboration with Porto KNX

MSAR **PORTO KNX**

MOHAMED SALAH FOUNDER MAHMOUD SEADA Founder of Porto KNX

Ahmed Samir · 1st
Undergraduate Electrical power engineering
6mo · Edited · 🌐

📌 KNX Course - Certified and Ready for the Future! 📌

After weeks of dedication, hard work, and commitment, we — the Electrical Team — are proud to have successfully completed the KNX Course, organized by **MSAR - Electric Power**

This journey was challenging but incredibly rewarding, equipping us with the knowledge and hands-on experience needed to excel in KNX smart systems.

What We Achieved:

Attended and completed all theoretical and practical sessions. ...more

👍👍👍 51

Like Comment Repost Send

🔒 Comments have been turned off on this post. You can still react or share it.

CERTIFICATE OF COMPLETION

This certificate is proudly presented to

Yassen Mohamed Nasr

for successfully completing the KNX Basic Training Course organized by MSAR in collaboration with Porto KNX

MSAR **PORTO KNX**

MOHAMED SALAH FOUNDER MAHMOUD SEADA Founder of Porto KNX

Yassen Nasr · 1st
Electrical Engineering @ Shoubra faculty of En...
6mo · Edited · 🌐

📌 KNX Course - Certified and Ready for the Future! 📌

After weeks of dedication, hard work, and commitment, we — the Electrical Team — are proud to have successfully completed the KNX Course, organized by **MSAR - Electric Power** 🎉

This journey was challenging but incredibly rewarding, equipping us with the knowledge and hands-on experience needed to excel in KNX smart systems.

What We Achieved:

Attended and completed all theoretical and practical sessions. ...more

👍👍👍 115 40 comments

Like Comment Repost Send

Add a comment

Most relevant ▾

Ahmed Sabry · 1st
Undergraduate Electrical power and ma...
6mo ...

Great work 🍷🍷🍷

Like 🍷 1 Reply 1 reply

CERTIFICATE OF COMPLETION

This certificate is proudly presented to

Mohamed Saad Hamed

for successfully completing the KNX Basic Training Course organized by MSAR in collaboration with Porto KNX

MSAR **PORTO KNX**

MOHAMED SALAH FOUNDER MAHMOUD SEADA Founder of Porto KNX

Mohamed Saad · 1st
Undergraduate Electrical Power & Machines...
6mo · Edited · 🌐

📌 KNX Course - Certified and Ready for the Future! 📌

After weeks of dedication, hard work, and commitment, we — the Electrical Team — are proud to have successfully completed the KNX Course, organized by **MSAR - Electric Power** 🎉

This journey was challenging but incredibly rewarding, equipping us with the knowledge and hands-on experience needed to excel in KNX smart systems.

What We Achieved:

Attended and completed all theoretical and practical sessions. ...more

👍👍👍 104 64 comments

Like Comment Repost Send

Add a comment

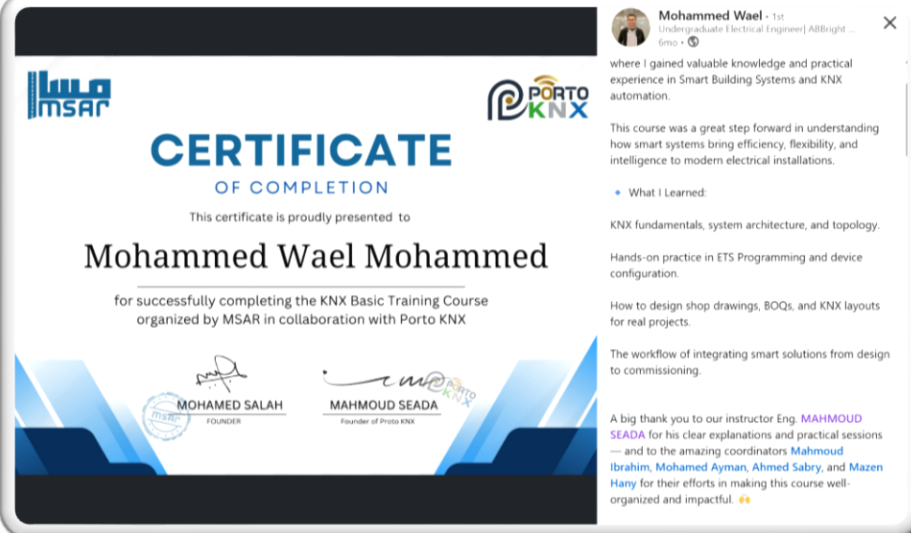
Most relevant ▾

Ahmed Hussein · 1st
Undergraduate Electrical power and mach...
6mo ...

Keep going 🍷

Like 🍷 1 Reply 1 reply





CERTIFICATE OF COMPLETION

This certificate is proudly presented to

Mohammed Wael Mohammed

for successfully completing the KNX Basic Training Course organized by MSAR in collaboration with Porto KNX

MOHAMED SALAH FOUNDER
MAHMOUD SEADA Founder of Porto KNX

Mohammed Wael - 1st Undergraduate Electrical Engineer | ABBright ... 6mo · 🌐


where I gained valuable knowledge and practical experience in Smart Building Systems and KNX automation.

This course was a great step forward in understanding how smart systems bring efficiency, flexibility, and intelligence to modern electrical installations.

- What I Learned:

- KNX fundamentals, system architecture, and topology.
- Hands-on practice in ETS Programming and device configuration.
- How to design shop drawings, BOQs, and KNX layouts for real projects.
- The workflow of integrating smart solutions from design to commissioning.

A big thank you to our instructor Eng. **MAHMOUD SEADA** for his clear explanations and practical sessions — and to the amazing coordinators **Mahmoud Ibrahim, Mohamed Ayman, Ahmed Sabry, and Mazen Hany** for their efforts in making this course well-organized and impactful. 🙌



CERTIFICATE OF COMPLETION

This certificate is proudly presented to

Andrew Emad Anwar

for successfully completing the KNX Basic Training Course organized by MSAR in collaboration with Porto KNX

MOHAMED SALAH FOUNDER
MAHMOUD SEADA Founder of Porto KNX

Andrew Emad - 2nd Attended Cairo University 6mo · 🌐

comprehensive phases:

Phase 1: Theoretical Foundation

Introduction to Smart Systems – Overview of smart system technologies and applications.

KNX Basic Course – Covering essential principles, system architecture, and topology.

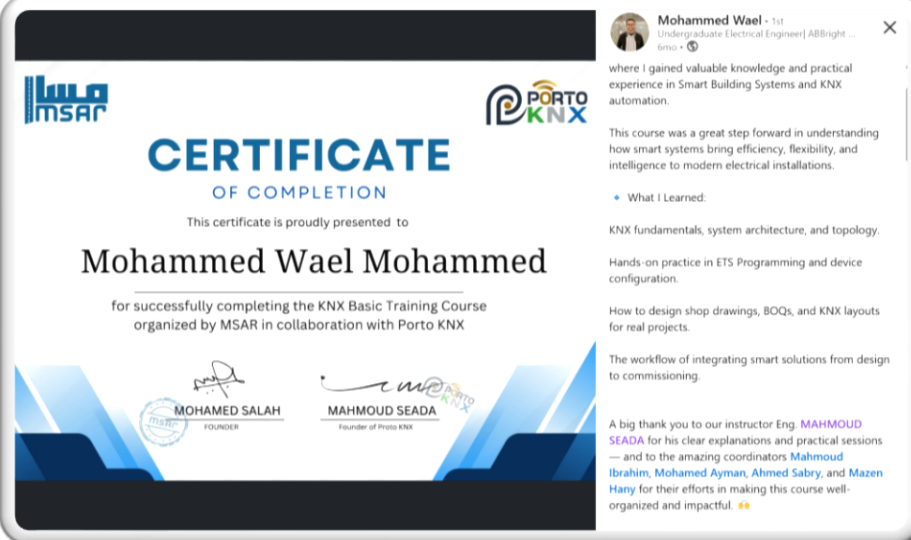
Phase 2: Practical Implementation

ETS Programming – Led by Mahmoud Seada, covering hands-on KNX device configuration and project commissioning.

Design, Shop Drawing & BOQ Execution – Led by **MAHMOUD SEADA** applying theoretical concepts to real-world project workflows.

We are proud to be part of this distinguished group of future Smart System Experts!

A huge thank you to our amazing instructor **MAHMOUD SEADA**, and to all the coordinators who made this learning experience smooth and impactful. Your guidance and support were invaluable in making this course a success!



CERTIFICATE OF COMPLETION

This certificate is proudly presented to

Mohammed Wael Mohammed

for successfully completing the KNX Basic Training Course organized by MSAR in collaboration with Porto KNX

MOHAMED SALAH FOUNDER
MAHMOUD SEADA Founder of Porto KNX

Mohammed Wael - 1st Undergraduate Electrical Engineer | ABBright ... 6mo · 🌐

where I gained valuable knowledge and practical experience in Smart Building Systems and KNX automation.

This course was a great step forward in understanding how smart systems bring efficiency, flexibility, and intelligence to modern electrical installations.

- What I Learned:

- KNX fundamentals, system architecture, and topology.
- Hands-on practice in ETS Programming and device configuration.
- How to design shop drawings, BOQs, and KNX layouts for real projects.
- The workflow of integrating smart solutions from design to commissioning.

A big thank you to our instructor Eng. **MAHMOUD SEADA** for his clear explanations and practical sessions — and to the amazing coordinators **Mahmoud Ibrahim, Mohamed Ayman, Ahmed Sabry, and Mazen Hany** for their efforts in making this course well-organized and impactful. 🙌



CERTIFICATE OF COMPLETION

This certificate is proudly presented to

Andrew Emad Anwar

for successfully completing the KNX Basic Training Course organized by MSAR in collaboration with Porto KNX

MOHAMED SALAH FOUNDER
MAHMOUD SEADA Founder of Porto KNX

Andrew Emad - 2nd Attended Cairo University 6mo · 🌐

KNX Course - Certified and Ready for the Future! 🚀

After weeks of dedication, hard work, and commitment, we — the Electrical Team — are proud to have successfully completed the KNX Course, organized by **MSAR - Electric Power** 🙌

This journey was challenging but incredibly rewarding, equipping us with the knowledge and hands-on experience needed to excel in KNX smart systems.

What We Achieved:

Attended and completed all theoretical and practical sessions. ... more

👍 70 17 comments

Like Comment Repost Send

Add a comment...

Most relevant ▼

Mahmoud Ibrahim - 1st Electrical Power Engineering Student | KNX... 6mo ...

Congratulations 🎉 🙌

Like 🍷 1 | Reply



KNX WINTER COURSE
CERTIFICATE OF COMPLETION

THIS IS TO CERTIFY THAT
Gana Ahmed Elbasuny
 HAS COMPLETED THE REQUIREMENT OF KNX BASIC COURSE & Design WITH 35 HRS.
 PROGRAM CONTENT : INTRODUCTION TO SMART SYSTEMS - SYSTEM ARGUMENTS - SYSTEM OVERVIEW - TOPOLOGY - BUS DEVICES - KNX RF - INSTALLATION - DESIGN & SHOP DRAWING & BOQ BY USING AUTOCAD
 With 99% Grade

February 2025

ENG Mahmoud EL- Marghany

ENG Mahmoud Seada

Gana Ahmed • 2nd
 Electrical engineer student at D...
 10mo • 🌐

🎉 KNX Winter Course – Certified and Ready for the Future! 🏆

After weeks of dedication, hard work, and commitment, we are proud to have successfully completed the KNX Winter Course! This journey was challenging but incredibly rewarding, equipping us with the knowledge and hands-on experience needed to excel in KNX smart systems.

🎯 What We Achieved:

- ✅ Attended and completed all theoretical and practical sessions.
- ✅ Successfully worked on real-world tasks ...more

👍❤️🔥 19 3 comments

Celebrate Comment Repost Send

Give your good wishes... 😊 📷

Most relevant ▾

MAHMOUD SEADA • You 9mo ...
 KNX Tutor ++ || KNX Awards Winner 🏆 ||...

Congratulations 🎉🏆, Wishing you all the best 🙌

Like | Reply | 164 impressions





Nouran Ashraf • 1st
Electrical Engineer | Freelance Technical Office...
11mo • 🌐

Wrapped up the KNX Winter Course — and what a journey it was!

I'm beyond proud to share that I've officially completed the KNX Winter Course, and it's been one of the most enriching technical experiences I've had so far!

Over the past weeks, I challenged myself, pushed my limits, and learned more than I ever expected — not just about *smart systems* and *KNX technology*, but also about teamwork, precision, and the power of good mentorship.

What I've learned & achieved:
 Attended all sessions — both theory and ...more
 49 likes 10 comments

Celebrate Comment Repost Send

Give your good wishes...

Most relevant

MAHMOUD SEADA 🏆 • You
KNX Tutor ++ || KNX Awards Winner ...
11mo ...

Congratulations 🎉 🙌, Wishing you all the best 🍀

Like 1 | Reply | 88 impressions



Ahmed Abdel Jalil Ahmed • 2nd + Follow
A Fresh graduated Electrical Pow...
10mo • Edited • 🌐

🎉 KNX Winter Course – Certified and Ready for the Future! 🔥

After weeks of dedication, hard work, and commitment, we are proud to have successfully completed the KNX Winter Course! This journey was challenging but incredibly rewarding, equipping us with the knowledge and hands-on experience needed to excel in KNX smart systems.

🌟 What We Achieved:

- ✅ Attended and completed all theoretical and practical sessions.
- ✅ Successfully worked on real-world tasks and projects.
- ✅ Mastered KNX Basics, Design, Shop Drawings, BOQ, and ETS Programming.
- ✅ Earned an official KNX Winter Course Certificate! 🏆

📚 Course Structure:

The KNX Winter Course was divided into two comprehensive phases:

- ◆ Phase 1: Theoretical Foundation Led by Mahmoud El-Marghany



Nouran Ashraf · 1st
Electrical Engineer | Freelance Technical Office...
11mo · 🌐

- ✔ Built real project solutions from scratch
- ✔ Learned KNX Basics, System Design, Shop Drawings, BOQ, and ETS Programming
- ✔ Earned my official KNX Winter Course Certificate 🏆

Course Highlights:

- Phase 1 – Theoretical groundwork, brilliantly explained by **Mahmoud El-Marghany**
- Phase 2 – Practical sessions with **MAHMOUD SEADA**, where we applied what we learned through ETS and real-world project workflows

What truly made this course special was the incredible people I knew, the supportive coordinators, and the motivation I felt every single day to grow.

To our instructors and the whole **PORTO SMART | KNX Training Center ++** team — thank you for believing in us and creating a space where learning felt empowering. 🙏

This is just the beginning — I'm excited and ready for the next challenge in the world of smart buildings and automation!

[#KNX](#) [#SmartSystems](#) [#KNXTraining](#) [#Automation](#)
[#EngineeringJourney](#) [#KNXWinterCourse](#)
[#FutureReady](#) [#WomenInEngineering](#)
[#GratefulAndGrowing](#)

Nouran Ashraf · 1st
Electrical Engineer | Freelance Technical Office...
11mo · 🌐

Wrapped up the KNX Winter Course — and what a journey it was!

I'm beyond proud to share that I've officially completed the KNX Winter Course, and it's been one of the most enriching technical experiences I've had so far!

Over the past weeks, I challenged myself, pushed my limits, and learned more than I ever expected — not just about "smart systems" and "KNX technology", but also about teamwork, precision, and the power of good mentorship.

What I've learned & achieved:

- ✔ Attended all sessions — both theory and ...more

👍 49 10 comments

[Celebrate](#) [Comment](#) [Repost](#) [Send](#)

Give your good wishes...

Most relevant ▾

MAHMOUD SEADA · You 11mo ...
KNX Tutor ++ || KNX Awards Winner ...

Congratulations 🎉👏, Wishing you all the best 🙏

Like 1 Danku RR impressions



KNX WINTER COURSE
CERTIFICATE OF COMPLETION

THIS IS TO CERTIFY THAT
yousef ibrahim gomaa
 HAS COMPLETED THE REQUIREMENT OF KNX BASIC COURSE & Design WITH 35 HRS.
 PROGRAM CONTENT : INTRODUCTION TO SMART SYSTEMS - SYSTEM ARGUMENTS - SYSTEM OVERVIEW - TOPOLOGY - BUS DEVICES - KNX RF - INSTALLATION - DESIGN & SHOP DRAWING & BOQ BY USING AUTOCAD
 With 98% Grade

February 2025

ENg Mahmoud EL-Marghany

ENg Mahmoud Seada

You and 51 others 43 comments

KNX WINTER COURSE • 29 pages

KNX WINTER COURSE
CERTIFICATE OF COMPLETION

THIS IS TO CERTIFY THAT
Tawfik Khalil Haider
 HAS COMPLETED THE REQUIREMENT OF KNX BASIC COURSE & Design WITH 35 HRS.
 PROGRAM CONTENT : INTRODUCTION TO SMART SYSTEMS - SYSTEM ARGUMENTS - SYSTEM OVERVIEW - TOPOLOGY - BUS DEVICES - KNX RF - INSTALLATION - DESIGN & SHOP DRAWING & BOQ BY USING AUTOCAD
 With 101% Grade 2ND IN 03

February 2025

ENg Mahmoud EL-Marghany

ENg Mahmoud Seada

KNX WINTER COURSE
CERTIFICATE OF COMPLETION

THIS IS TO CERTIFY THAT
Mahmoud Mohamed Ashraf
 HAS COMPLETED THE REQUIREMENT OF KNX BASIC COURSE & Design WITH 35 HRS.
 PROGRAM CONTENT : INTRODUCTION TO SMART SYSTEMS - SYSTEM ARGUMENTS - SYSTEM OVERVIEW - TOPOLOGY - BUS DEVICES - KNX RF - INSTALLATION - DESIGN & SHOP DRAWING & BOQ BY USING AUTOCAD
 With 99% Grade 4TH IN G4

February 2025

ENg Mahmoud EL-Marghany

ENg Mahmoud Seada

You and 83 others 70 comments

KNX WINTER COURSE
CERTIFICATE OF COMPLETION

THIS IS TO CERTIFY THAT
Ahmed Gamal Mohamed
 HAS COMPLETED THE REQUIREMENT OF KNX BASIC COURSE & Design WITH 35 HRS.
 PROGRAM CONTENT : INTRODUCTION TO SMART SYSTEMS - SYSTEM ARGUMENTS - SYSTEM OVERVIEW - TOPOLOGY - BUS DEVICES - KNX RF - INSTALLATION - DESIGN & SHOP DRAWING & BOQ BY USING AUTOCAD
 With 93% Grade

February 2025

ENg Mahmoud EL-Marghany

ENg Mahmoud Seada

KNX WINTER COURSE
CERTIFICATE OF COMPLETION

THIS IS TO CERTIFY THAT
Ibrahim Ali Ahmed Elghoul
 HAS COMPLETED THE REQUIREMENT OF KNX BASIC COURSE & Design WITH 35 HRS.
 PROGRAM CONTENT : INTRODUCTION TO SMART SYSTEMS - SYSTEM ARGUMENTS - SYSTEM OVERVIEW - TOPOLOGY - BUS DEVICES - KNX RF - INSTALLATION - DESIGN & SHOP DRAWING & BOQ BY USING AUTOCAD
 With 90% Grade

February 2025

ENg Mahmoud EL-Marghany

ENg Mahmoud Seada

You and 68 others 54 comments





❖ We organized a lot of Live amazing quizzes using KAHOOT in funny way and offer all of our winners with amazing prizes like:

- ❖ Free certified **KNX** Basic, HVAC Course.
- ❖ Free Translated **KNX** Books.
- ❖ Huge discounts for Certified **KNX** Courses.





- ❖ We organize quizzes as standalone sessions and after every free live course.
- ❖ This adds a nice and attractive element to our training for our trainees.





Join at www.kahoot.it
or with the Kahoot! app

Game PIN:
363 200



Kahoot! at work

Start

Mahmoud	Mina Adel	Ahmed	Eman Ayman
Omar Mohammed	Eslam el-shiekh	gana	Ahmed Abdel Jal
Ibrahim Ali	mostafa	Ahmed Fathy Say	Mohamed Alaa
Sameh	Amira	ESRAA	Tawfik khali H
			Ahmed Ashraf 02

41





Join at www.kahoot.it
or with the Kahoot! app

Game PIN:
41 850



Copy link to share

Kahoot! at work

Start

- | | | | | |
|-----------------|----------------|-----------------|-----------------|------|
| Esraa | Toka Ahmed | جابر محمد | Mohamed Ahmed O | Omar |
| aya nader | mohamed elnady | Mohamed Fathall | Abdallah kassem | |
| O-Ahmed | Ali Lila | Mohmmmed Antar | Shahd Salem | |
| Hossam Mohammed | Omar mohammed | Yousef ibrahim | | 70 |





With the ETS Lite Version, How many devices can be added in one project?

Skip

5

83
Answers

<input type="radio"/> 5 Devices	<input type="radio"/> 20 Device
<input type="radio"/> 64 Device	<input type="radio"/> Unlimited Devices





❖ We organize another amazing quizzes and choosing winners between all subscribers

Eid Fetr 2026 "Porto KNX"

We have a winner!

Ammar khaled

Close Remove

Entries 106 Results 3

Shuffle Sort Add image Advanced

- بِسَادَة سَمْعَان
- Bahaa Gamal
- Abdelbaki Gomaa
- Mohamed Ashraf
- Hussein Ali
- Haitham Mohamed
- Abdelsalam Mohammad
- Khalid sobhy
- Ghazi Marwan
- Esraa muhamed
- Ziad Mohamed
- Ahmed Atef
- Ahmed Emad
- Abdallah abdefattah
- Omar Soliman
- Eslam Bakheet
- Amr Karam
- Ahmed Mohamed El Hassani
- Mohammed Maihoub
- Kaream Abdelnaser
- Tarek Badr
- Fadi Gerdes

Beta + Add wheel



❖ We organize another amazing quizzes and choosing winners between all subscribers

Eid Fetr 2026 "Porto KNX"

Entries 106 Results 2

Shuffle Sort Add image Advanced

بِسْمِ اللَّهِ الرَّحْمَنِ الرَّحِيمِ
Bahaa Gamal
Abdelbaki Gomaa
Mohamed Ashraf
Hussein Ali
Haitham Mohamed
Abdelsalam Mohammad
Khalid sobhy
Ghazi Marwan
Esraa muhamed
Ziad Mohamed
Ahmed Atef
Ahmed Emad
Abdallah abdefattah
Omar Soliman
Eslam Bakheet
Amr Karam
Ahmed Mohamed El Hassani
Mohammed Maihoub
Kaream Abdelnaser
Tarek Badr
Fadi Geraes

Beta + Add wheel

We have a winner!

Mohamed Othman

Close Remove



❖ We organize another amazing quizzes and choosing winners between all subscribers





❖ We organize another amazing quizzes and choosing winners between all subscribers

Eid Fetr 2026 "Porto KNX"

We have a winner!

Yasser Asem

Close Remove

Entries 106 Results 1

Shuffle Sort Add image Advanced

- بساده سمعان
- Bahaa Gamal
- Abdelbaki Gomaa
- Mohamed Ashraf
- Hussein Ali
- Haitham Mohamed
- Abdelsalam Mohammad
- Khalid sobhy
- Ghazi Marwan
- Esraa muhamed
- Ziad Mohamed
- Ahmed Atef
- Ahmed Emad
- Abdallah abdelfattah
- Omar Soliman
- Eslam Bakheet
- Amr Karam
- Ahmed Mohamed El Hassani
- Mohammed Maihoub
- Kaream Abdelnaser
- Tarek Badr
- Fadi Geræs

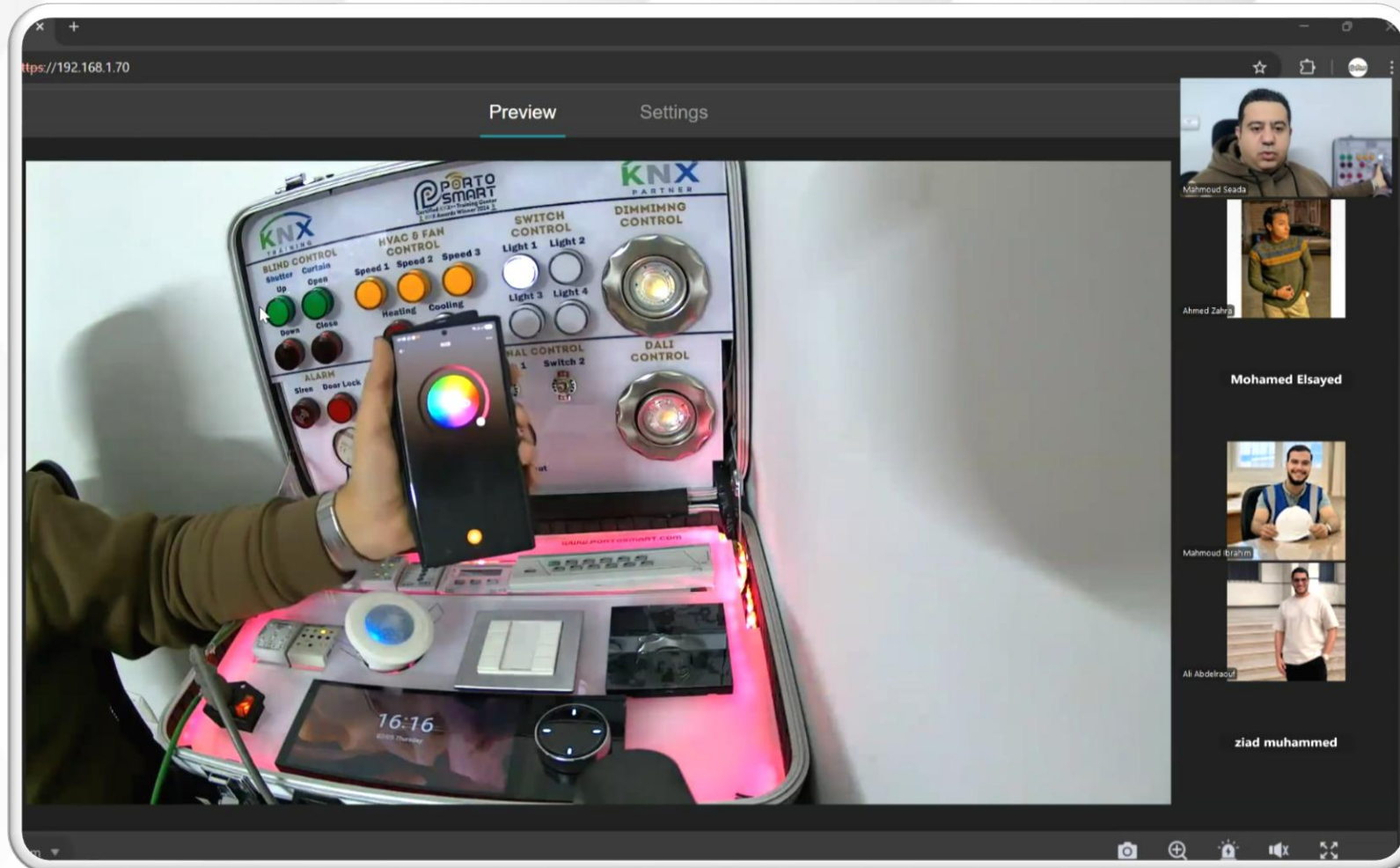
Beta + Add wheel



◀◀◀ 8- UPGRADING OUR KNX KITS ▶▶▶



- ❖ One of our biggest continuous investments, was upgrading our KNX training kits.
- ❖ We transformed them into complete practical learning environments.





❖ Our upgraded kits now include:

- ❖ Control **Lighting** as switching and dimming.
- ❖ Control **DALI Lighting** as Single, RGB and CCTW Lights.
- ❖ Control **Shutters** and curtain with more Channels.
- ❖ Control **HVAC** systems, IR emitters & FCU actuators.
- ❖ **Binary inputs** for alarm and security systems.
- ❖ **Multiple keypads** from different manufacturers.
- ❖ **Touch screens** with built-in servers.
- ❖ **Mobile app** integration.
- ❖ **Alexa voice control** integration.
- ❖ **Connect Intercom systems & IP camera** with **KNX**



❖ Our upgraded kits now include:

- ❖ Integration KNX RF devices using “RF Sensor & RF Media Coupler”
- ❖ Using KNX energy meters for reading Power consumption & monitoring charts.
- ❖ Underfloor heating control.
- ❖ Heating barrier applications.
- ❖ Integration Conventional sensors and Push-button with KNX.
- ❖ Integrations Weather stations.
- ❖ KNX Presence and Motion sensors.
- ❖ Apply Constant light control.
- ❖ Wind alarm automation with shutters.



◀◀◀ 9- REVIEWS ABOUT OUR FREE LEARNING PLATFORMS ▶▶▶



- ❖ Porto **KNX** has put in a significant effort to make Learning **KNX** easy and attractive for FREE.
- ❖ The positive feedback received on our extensive Learning project speaks for itself.
- ❖ Our trainees have shared glowing reviews about the resources used in this educational initiative.
- ❖ They particularly appreciate the quality of our videos and courses.
- ❖ Now we will show some of these testimonials as a sample from these huge comments



❖ Some Reviews of our trainees on Google "5 Starts":

PORTO SMART

Your business on Google

Profile strength **Complete info**

252 customer interactions

Edit profile Read reviews Photos Posts Performance Advertise

Edit products Edit services Bookings Ask for review...

Complete your profile
Add details and get discovered by more customers

Create ad
Promote your business with an ad on Google

Get custom email
Set up business email @your-business.com with Google Workspace

PORTO SMART
5.0 ★★★★★ 85 Google reviews
Training center in Port Fouad

You manage this Business Profile

Website Directions +3

Address: Street 12, Port Fouad City, Port Said Governorate 8584231
Phone: 010 10007260
Hours: Open · Closes 5 PM

Edit your business information

Take the next step to grow your business

Show up when people search for what you offer

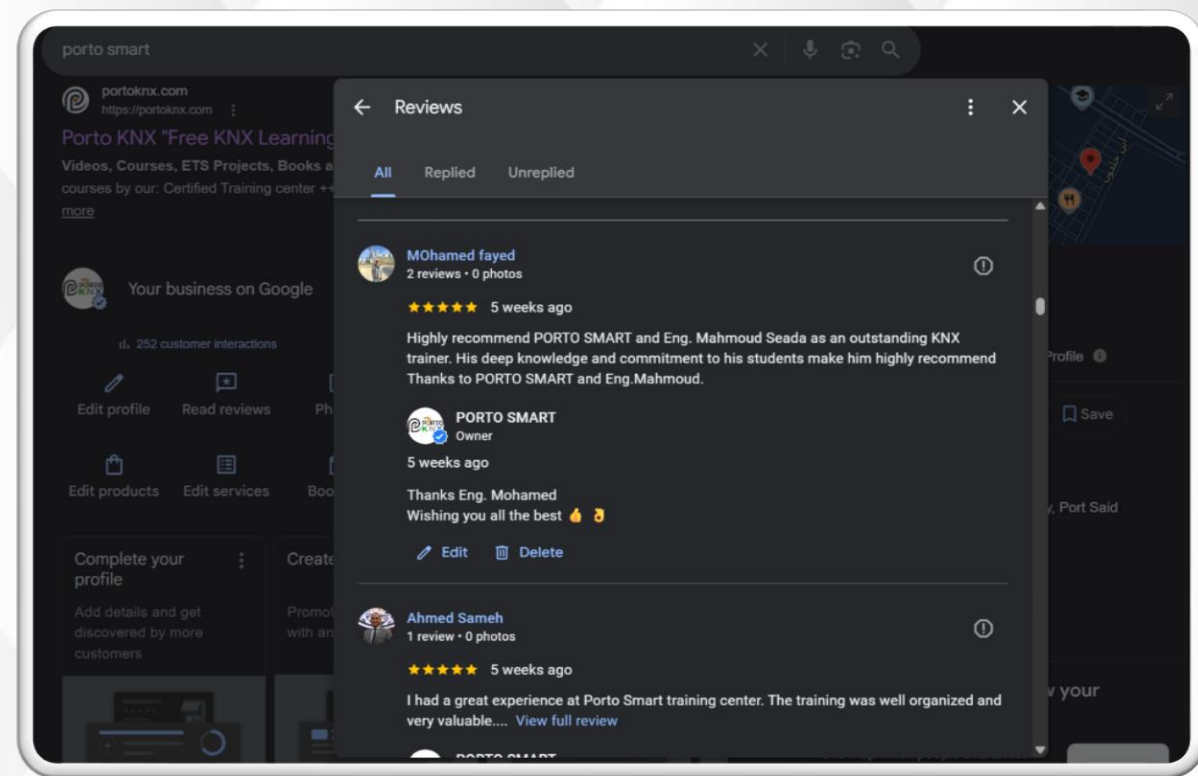
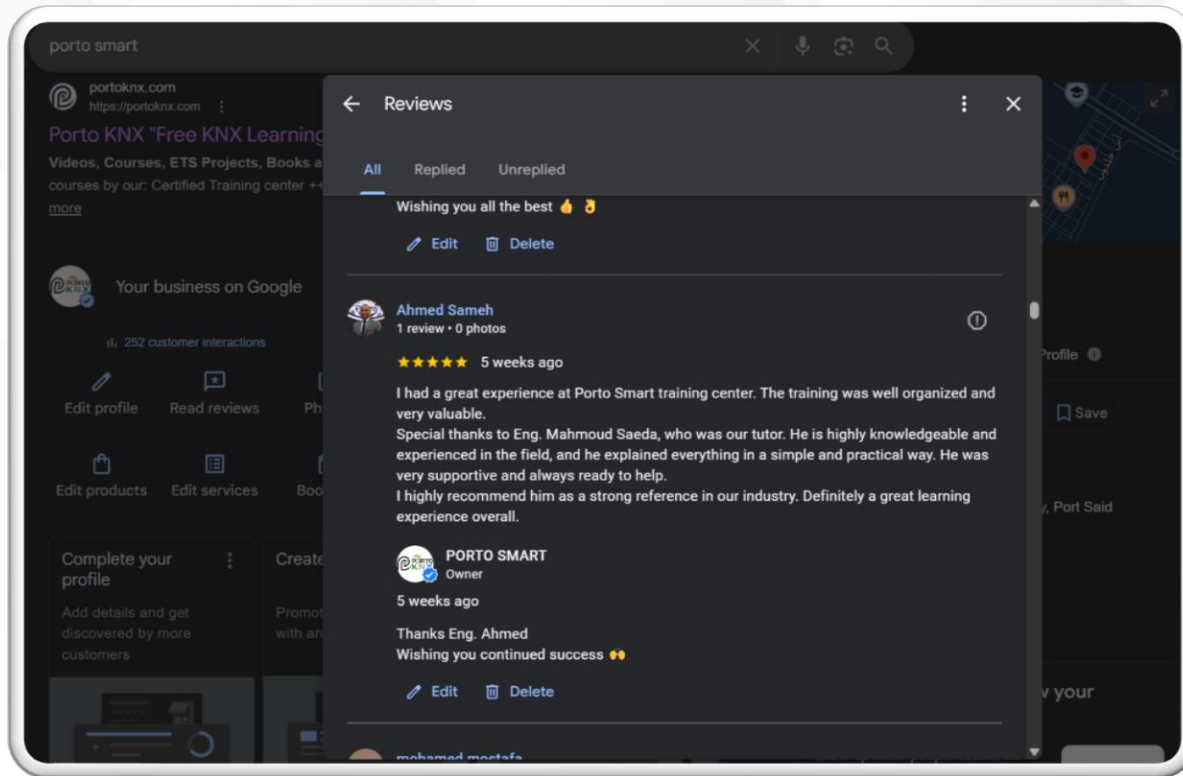
Start advertising

portoknx.com
https://portoknx.com

Porto KNX "Free KNX Learning Platform"
Videos, Courses, ETS Projects, Books and others. We also offer all Certified courses by our: Certified Training center ++. Porto Smart. Facebook Youtube ... [Read more](#)

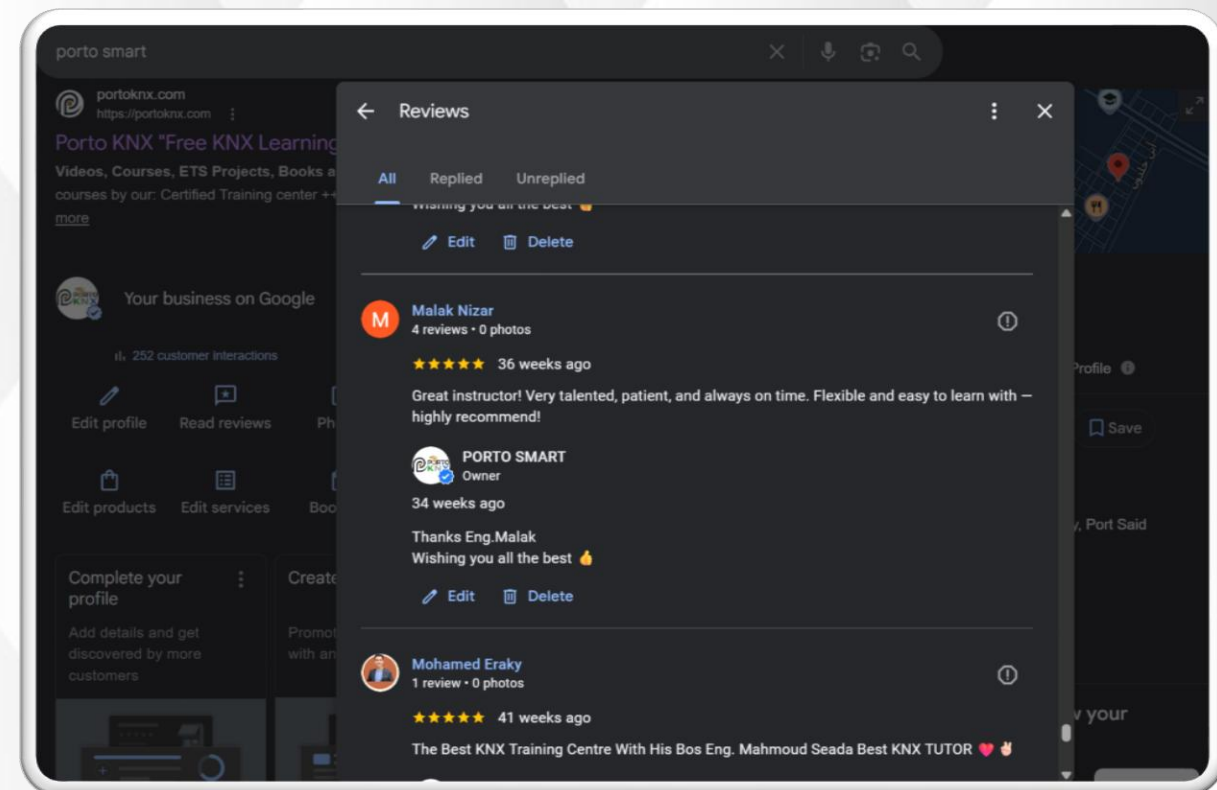
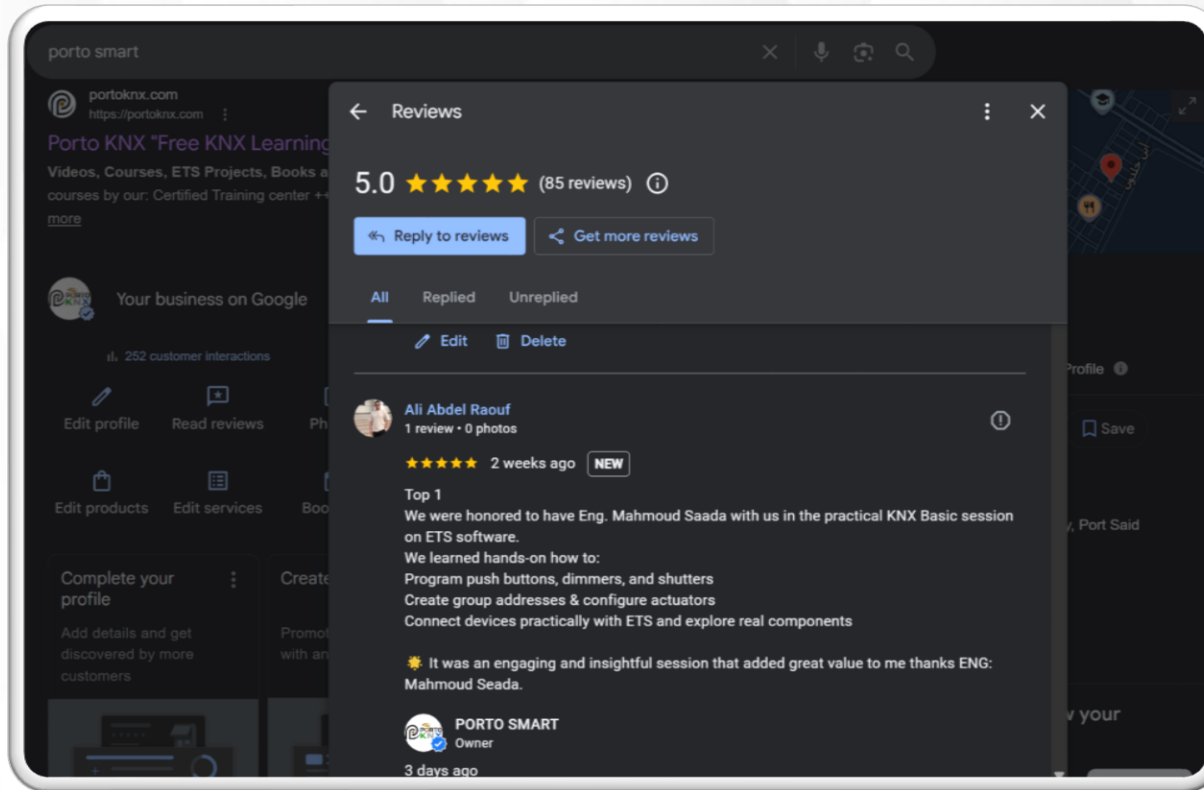


❖ Some Reviews of our trainees on Google "5 Starts"::



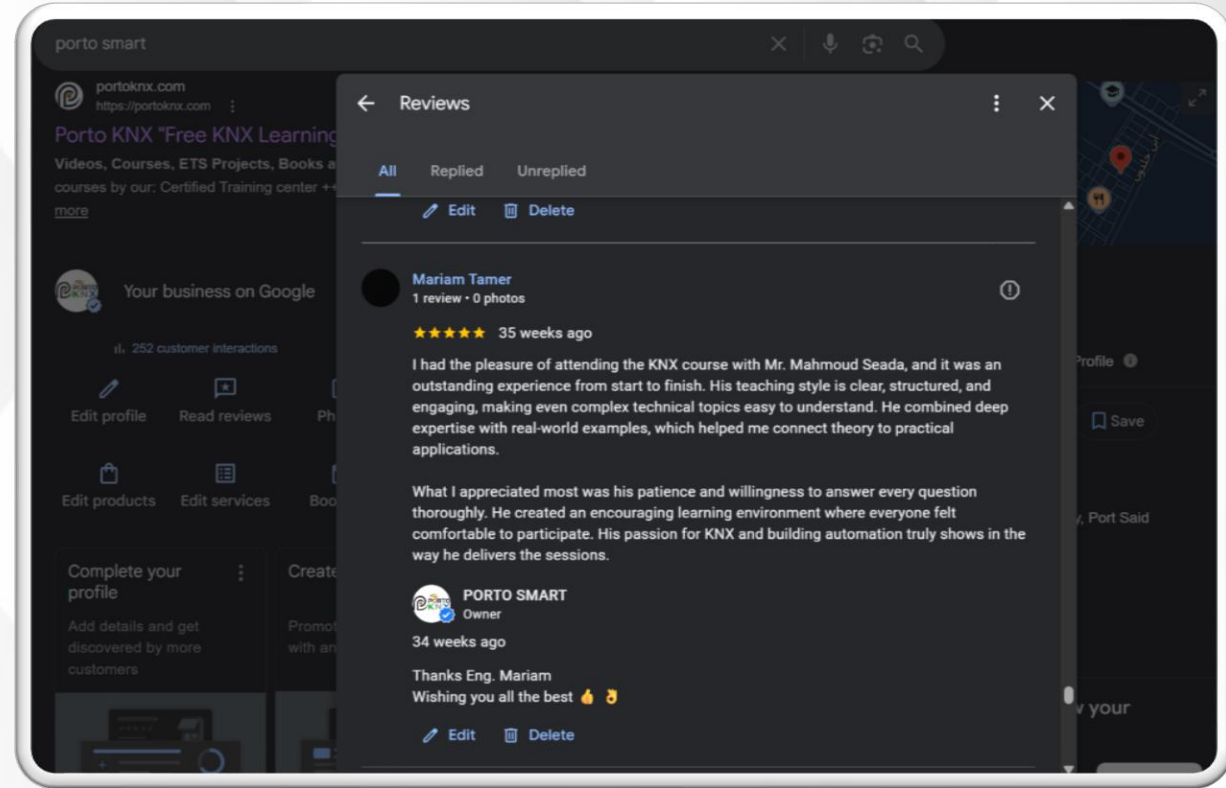
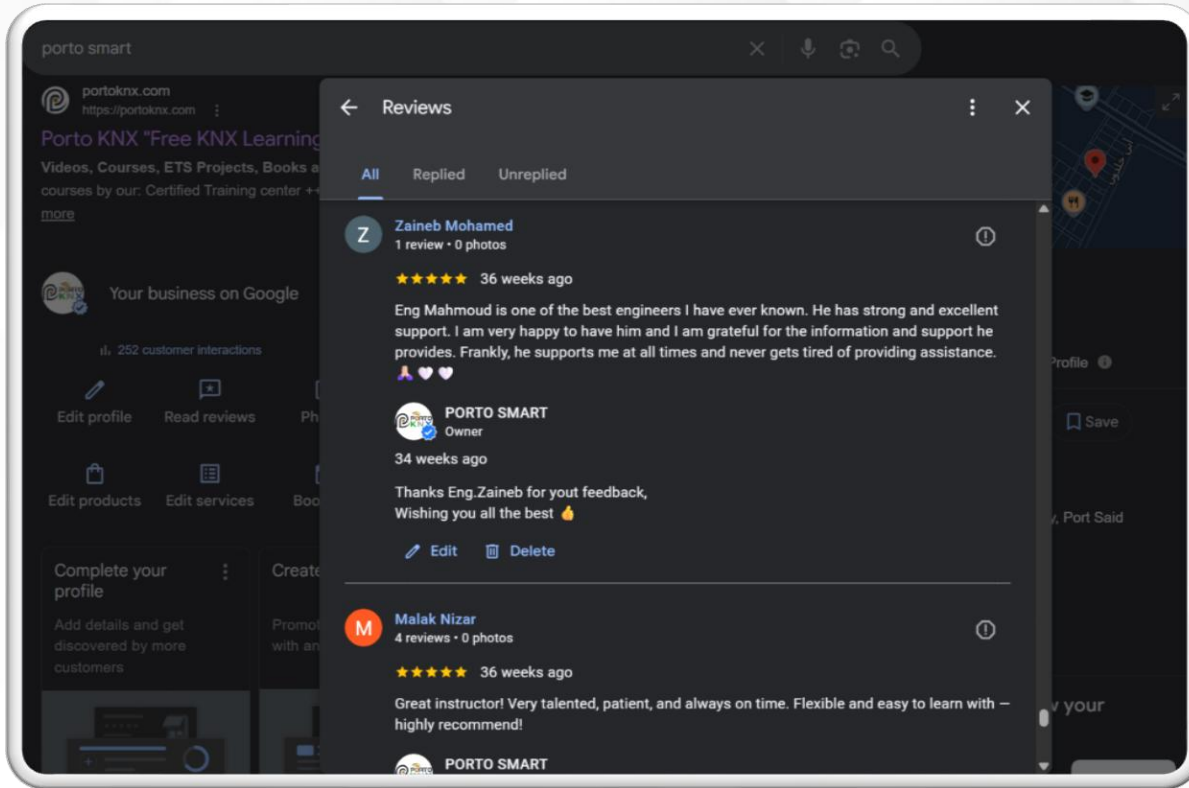


❖ Some Reviews of our trainees on Google "5 Starts":



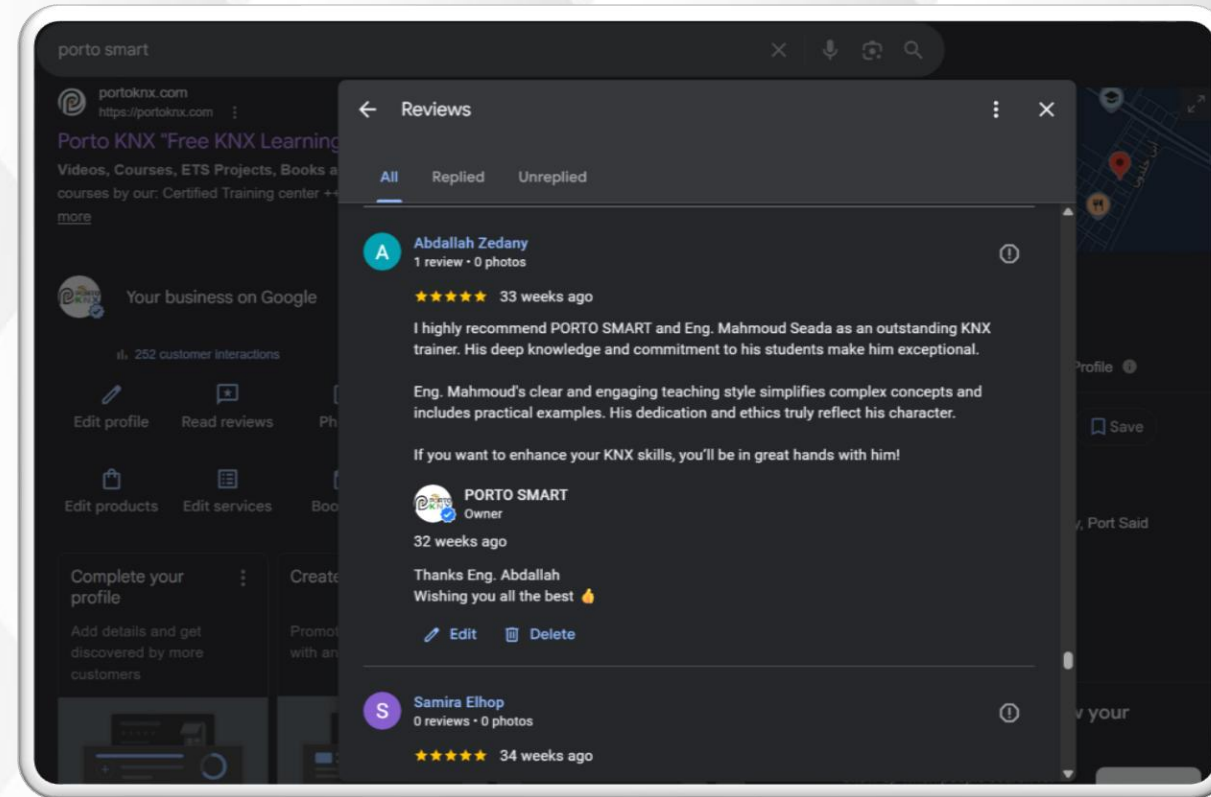
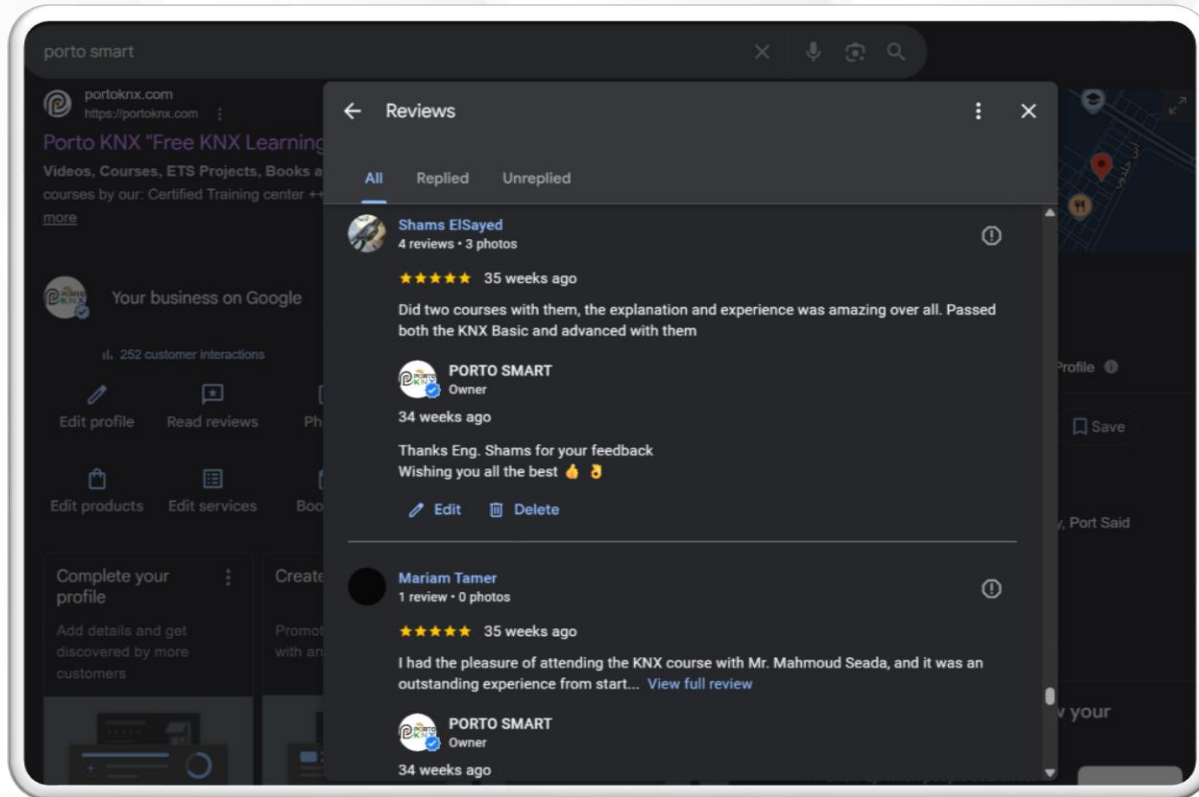


❖ Some Reviews of our trainees on Google "5 Starts":



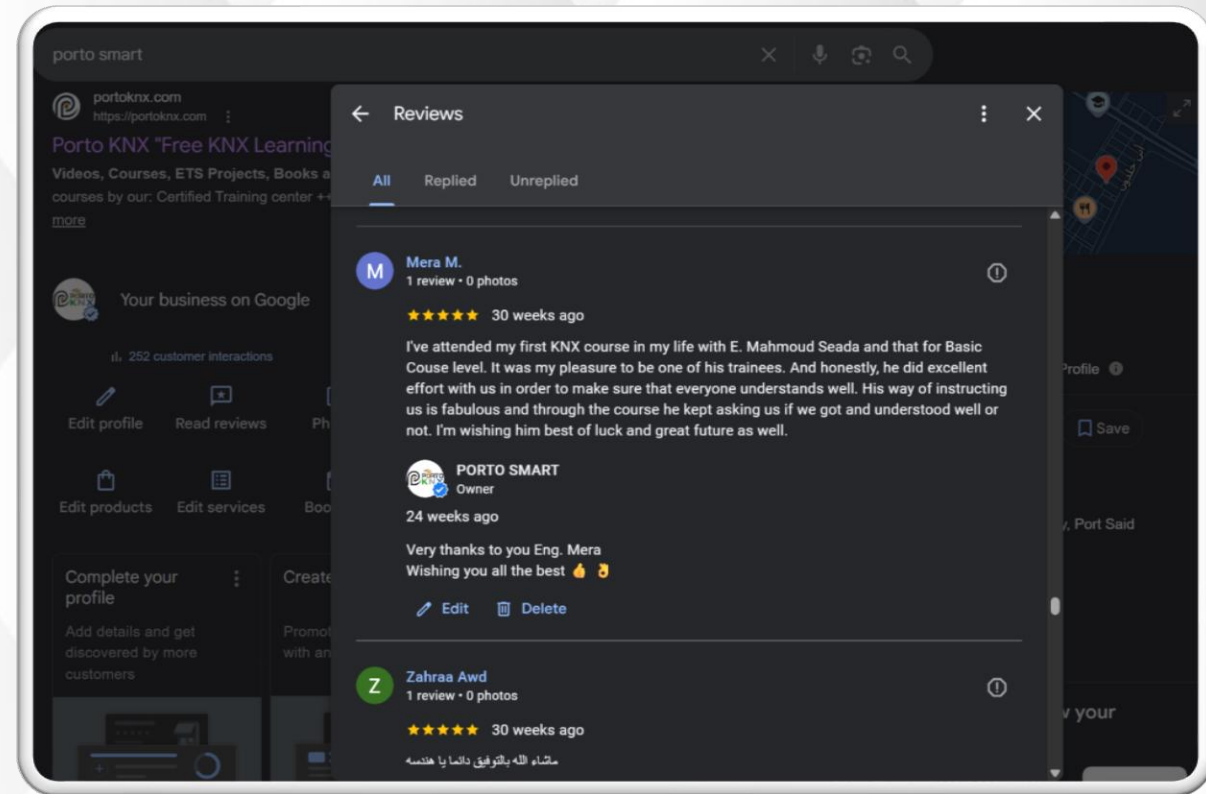
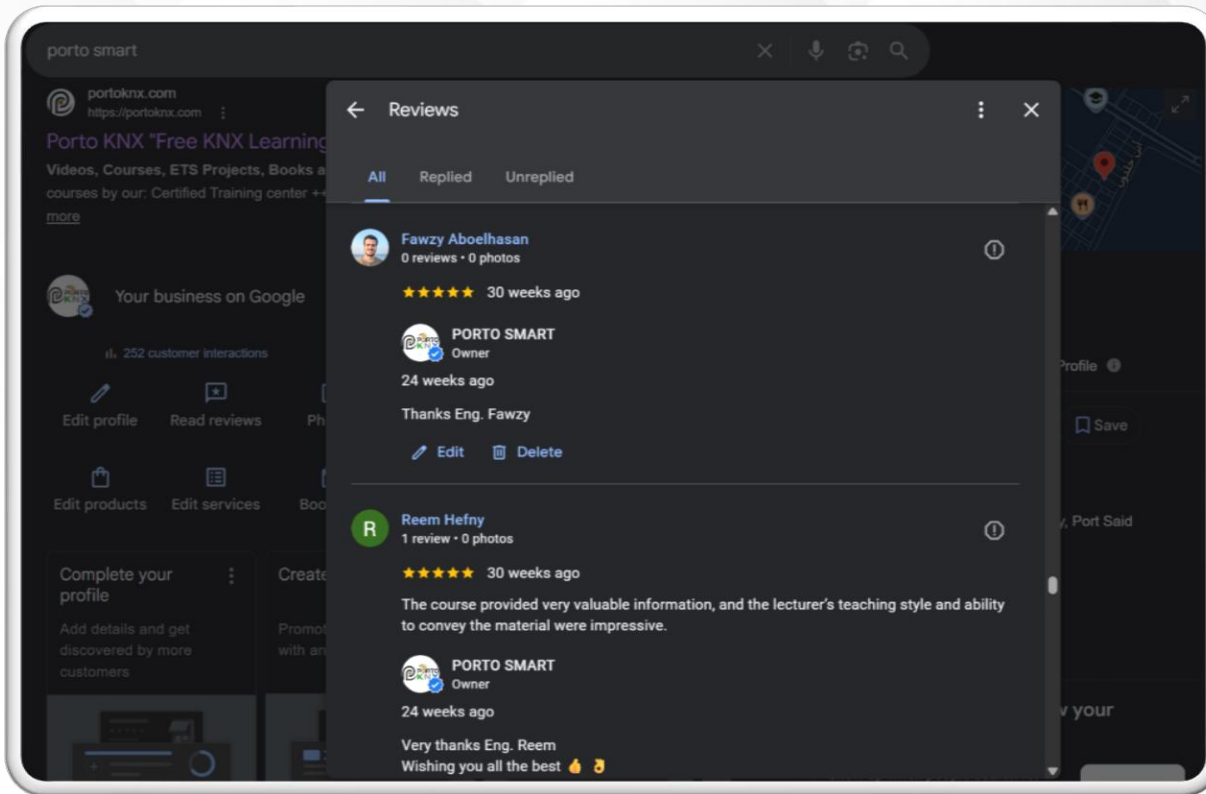


❖ Some Reviews of our trainees on Google "5 Stars":



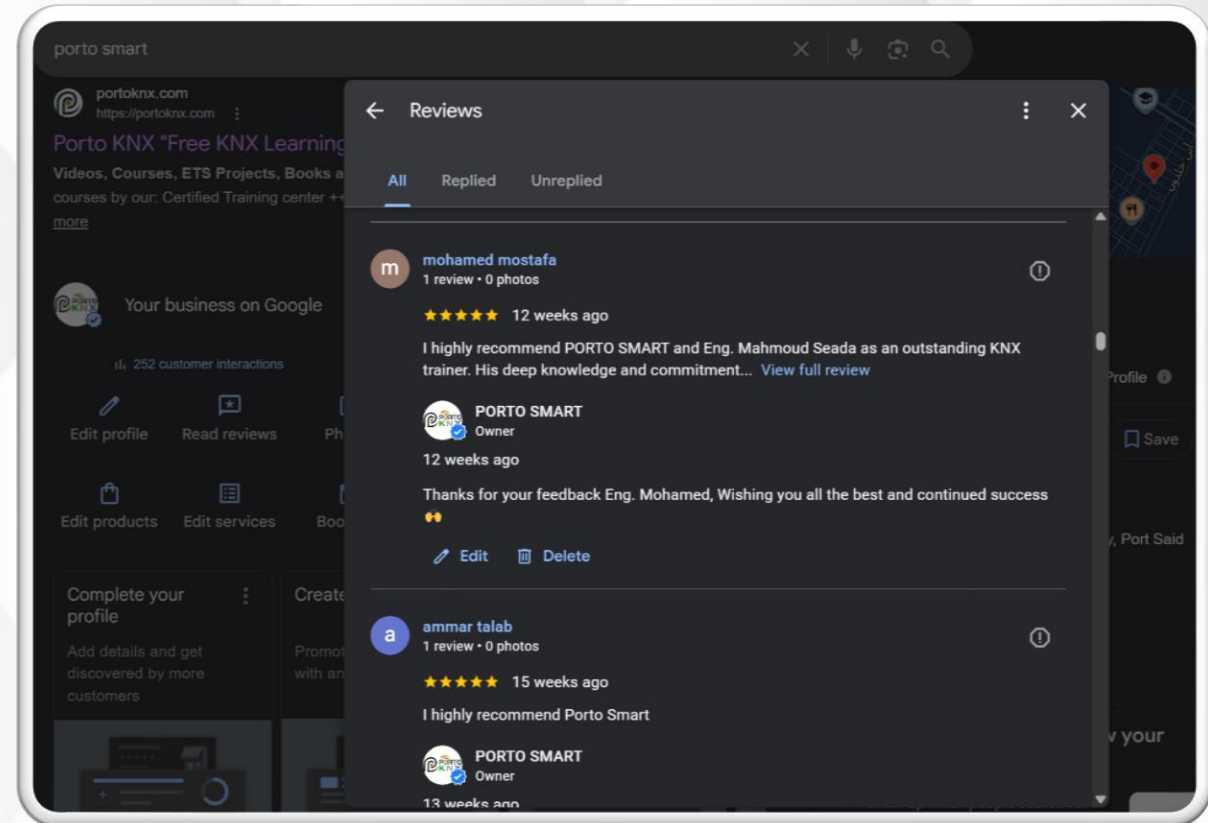
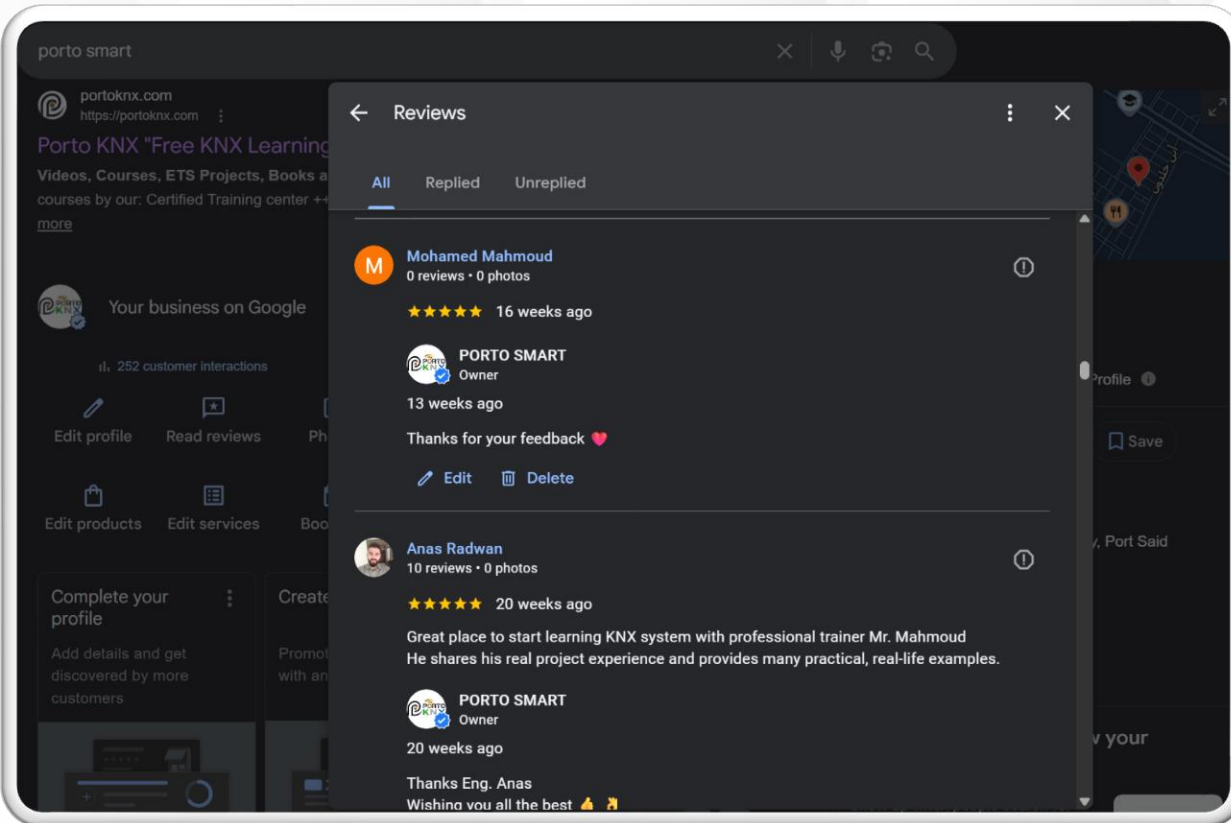


❖ Some Reviews of our trainees on Google "5 Starts":



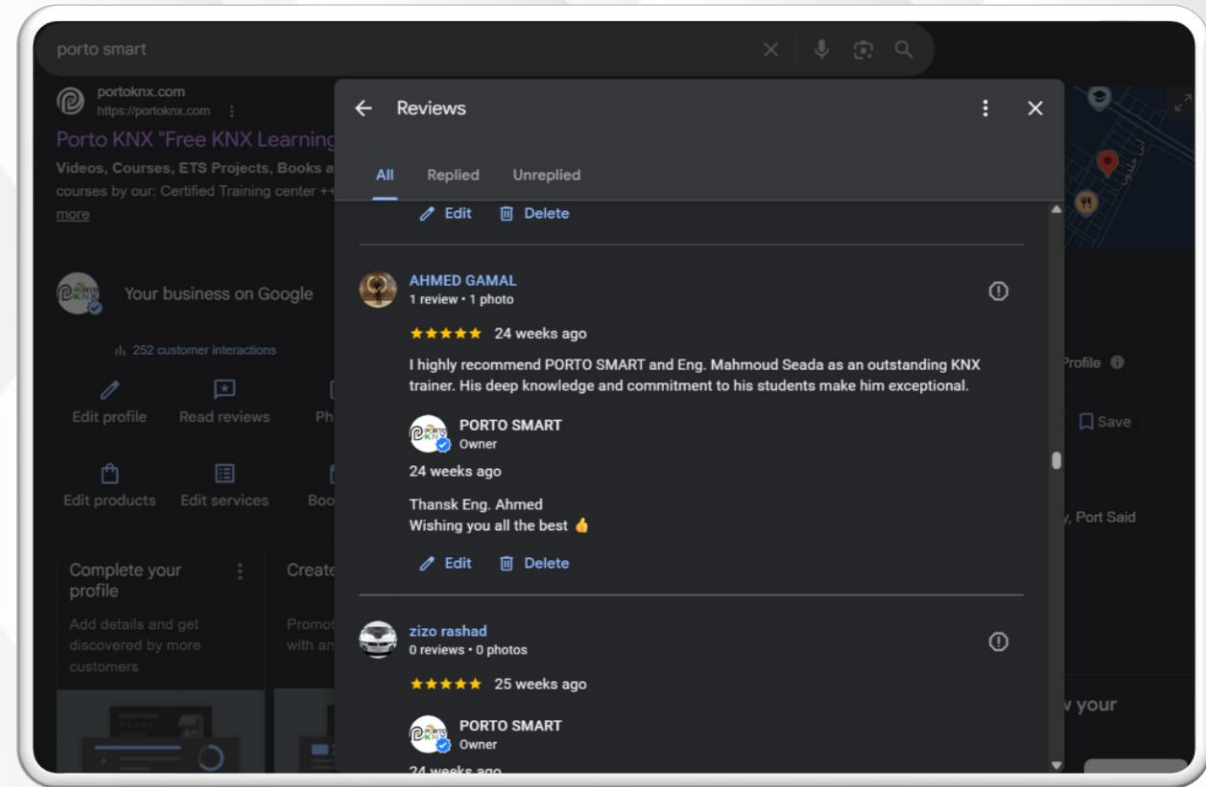
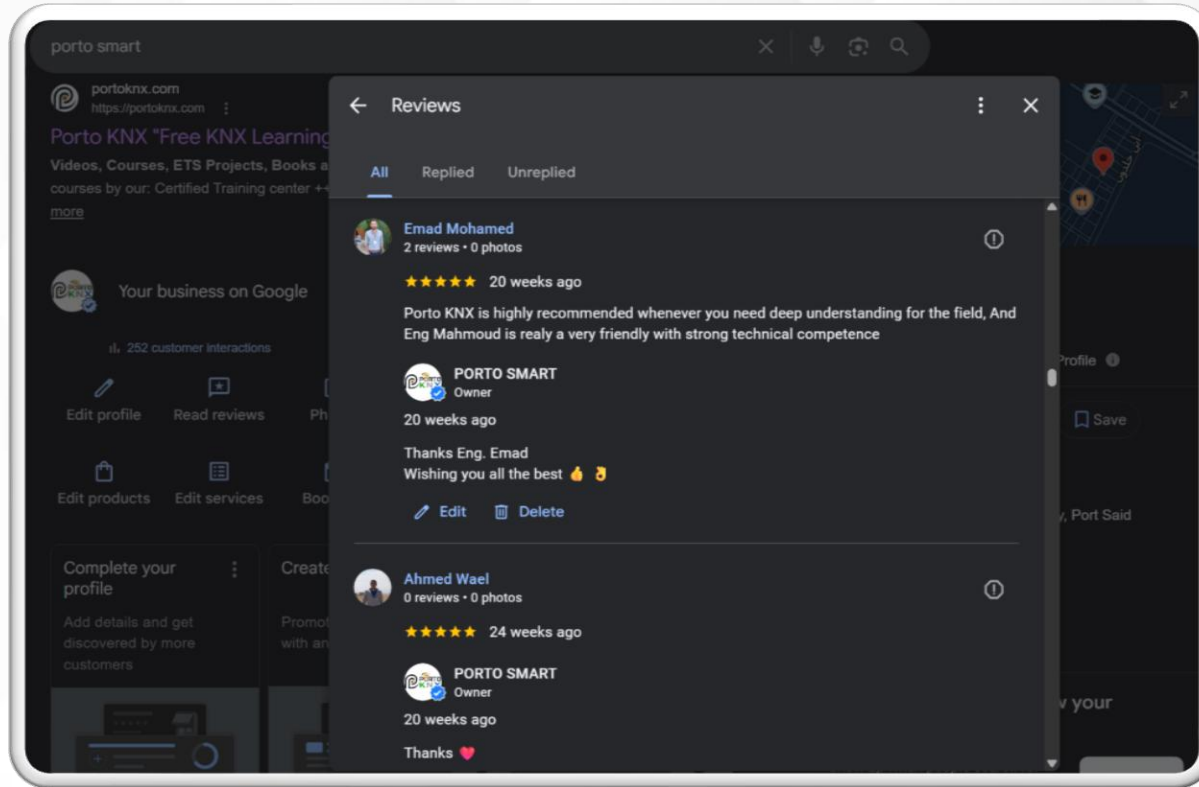


❖ Some Reviews of our trainees on Google "5 Starts":



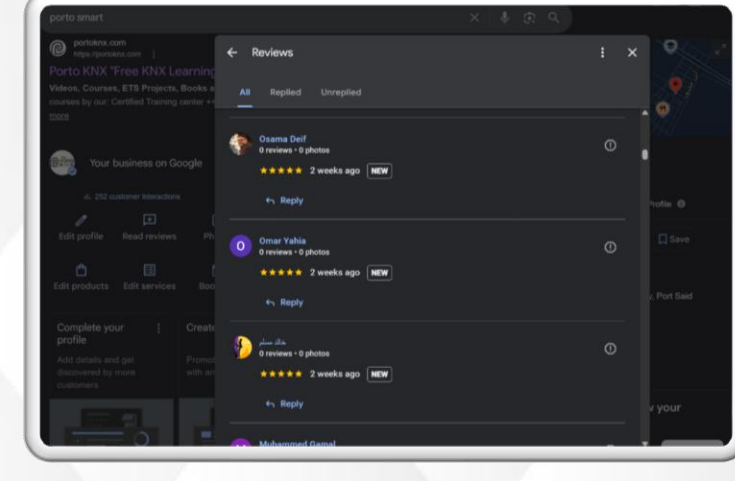
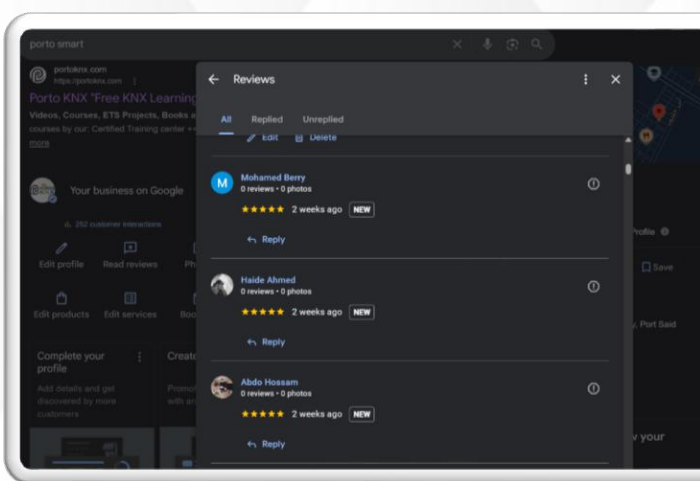
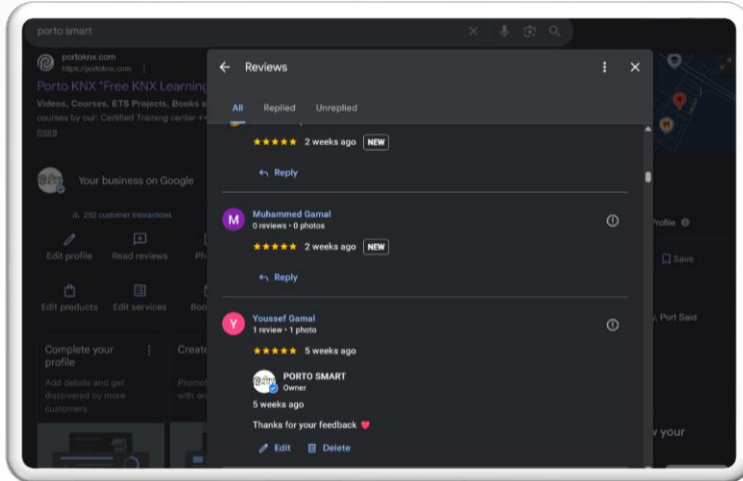
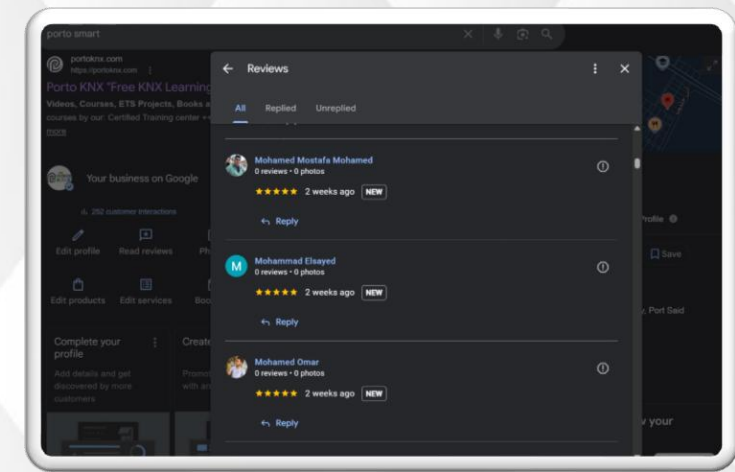
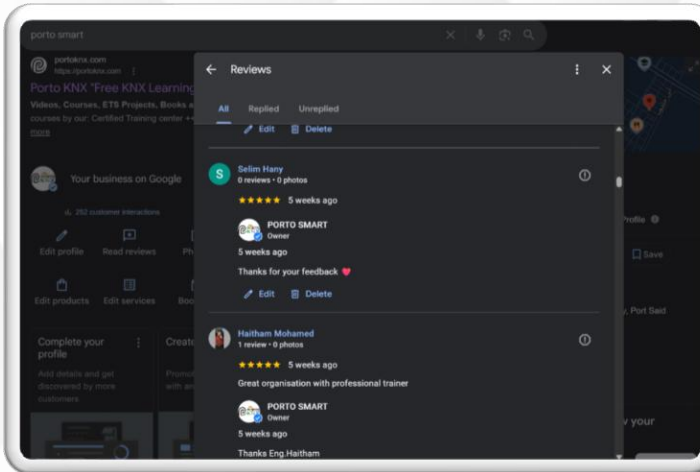
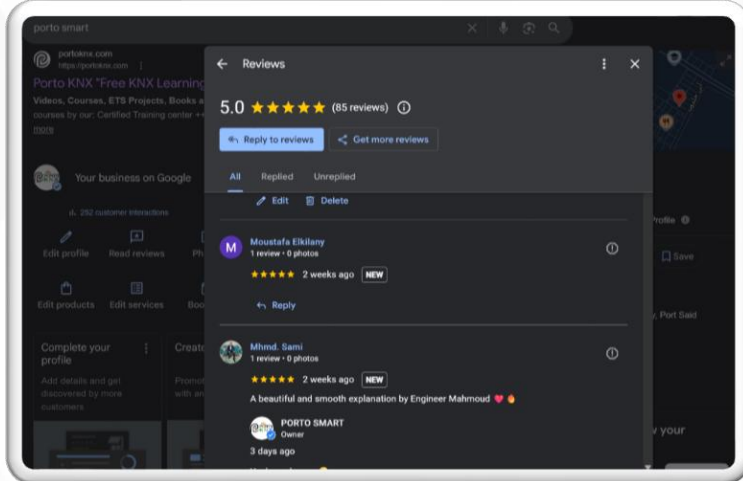


❖ Some Reviews of our trainees on Google "5 Starts":



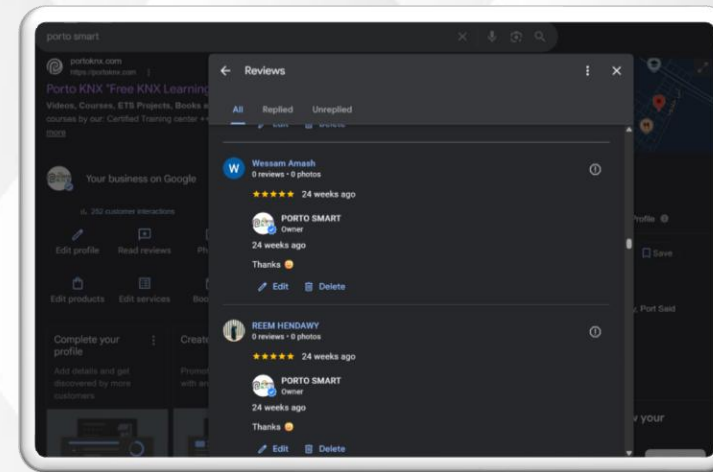
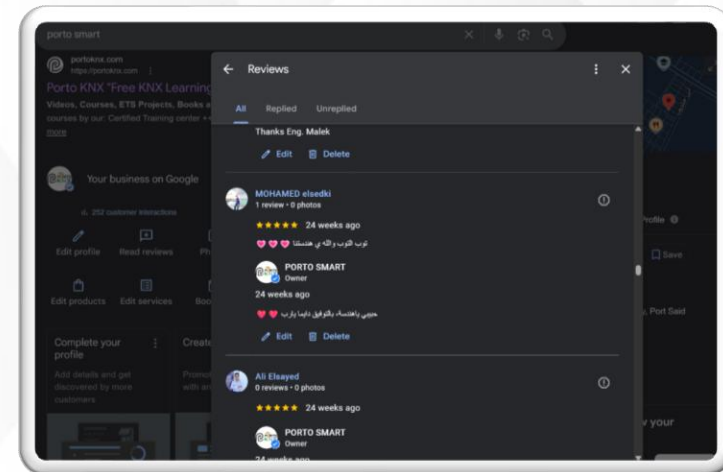
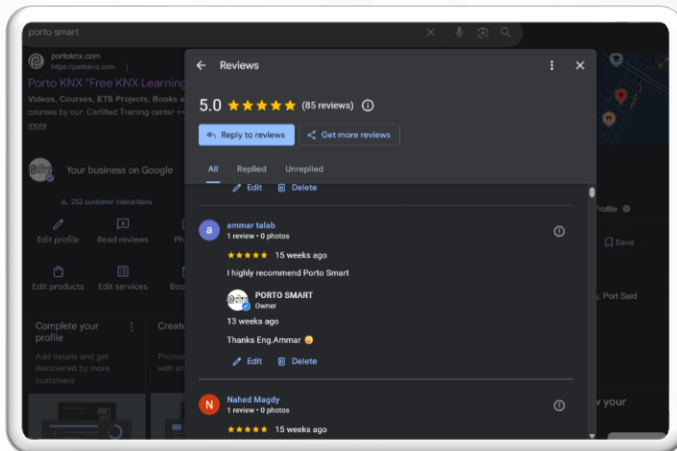
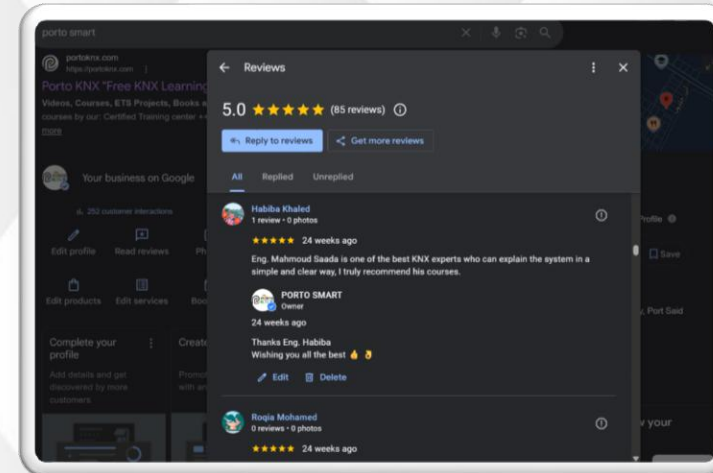
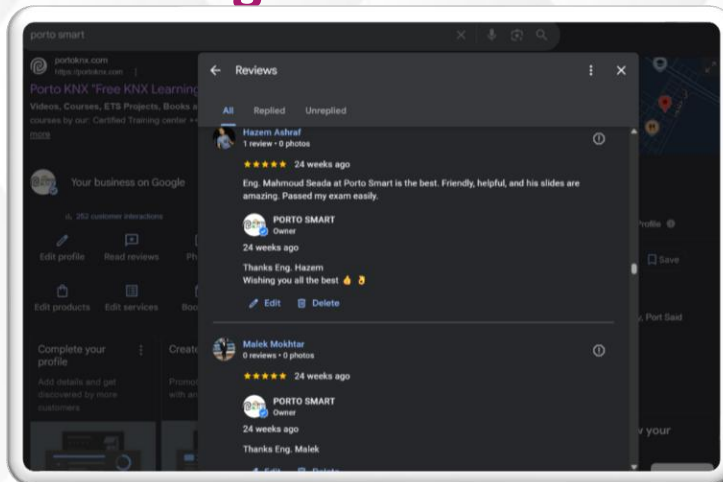
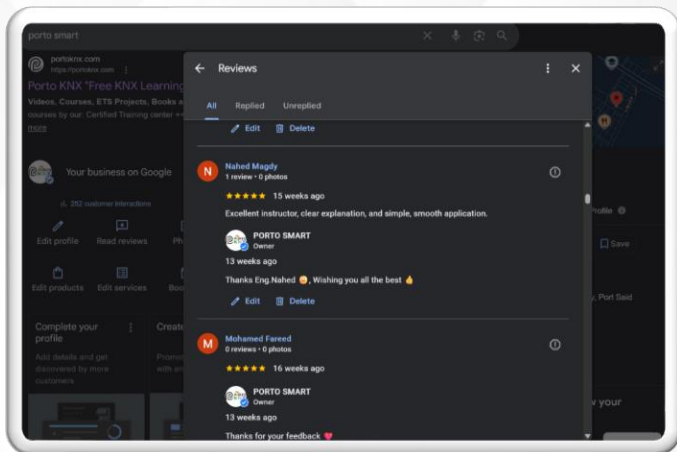


❖ Some Reviews of our trainees on Google “5 Starts”:



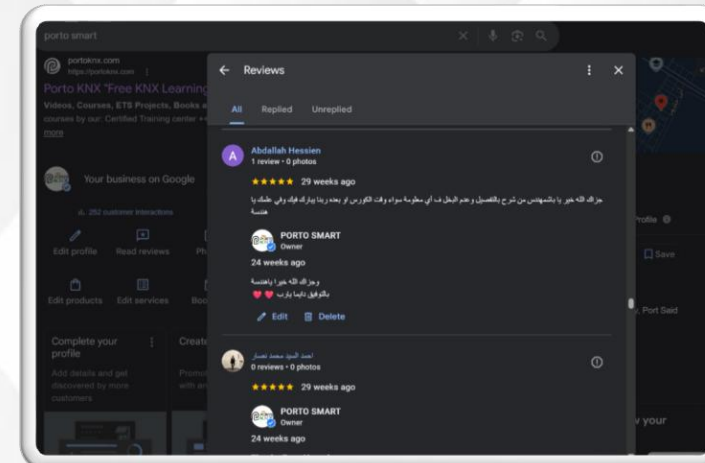
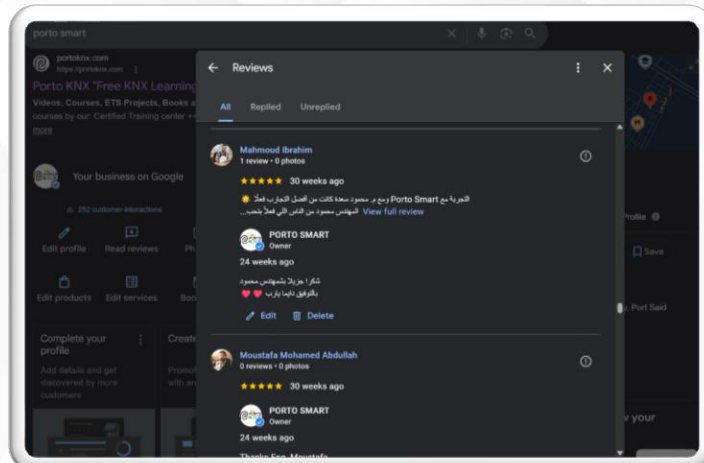
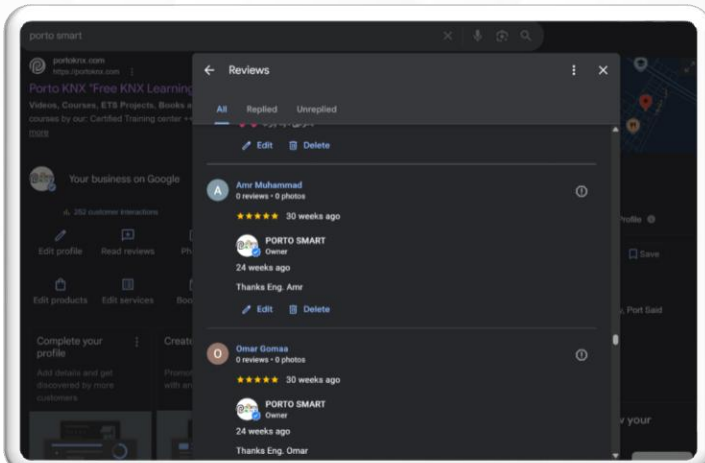
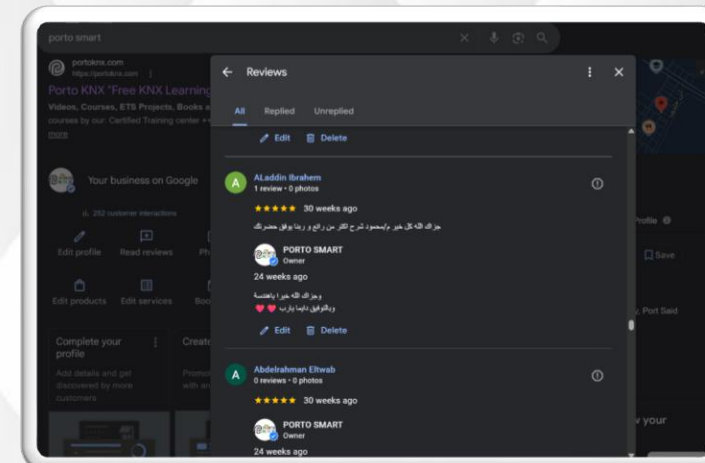
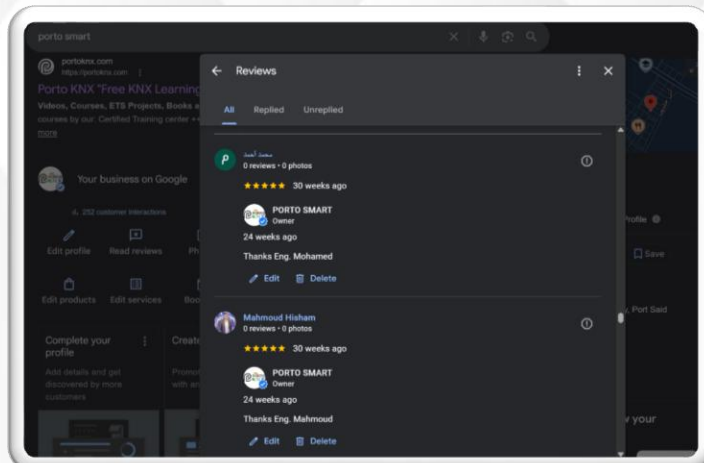
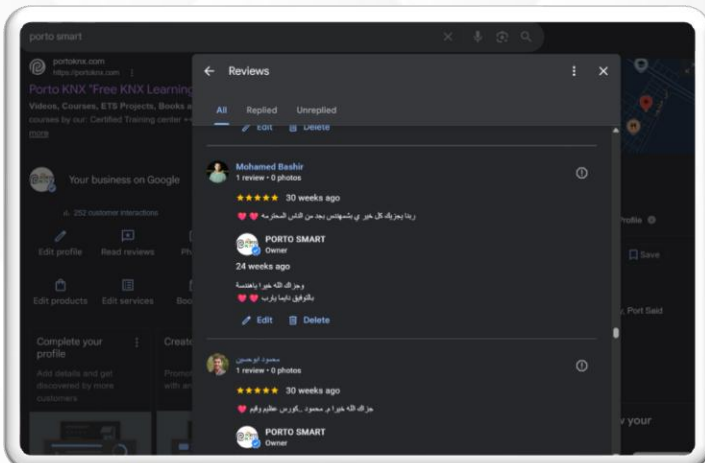


❖ Some Reviews of our trainees on Google “5 Stars”:



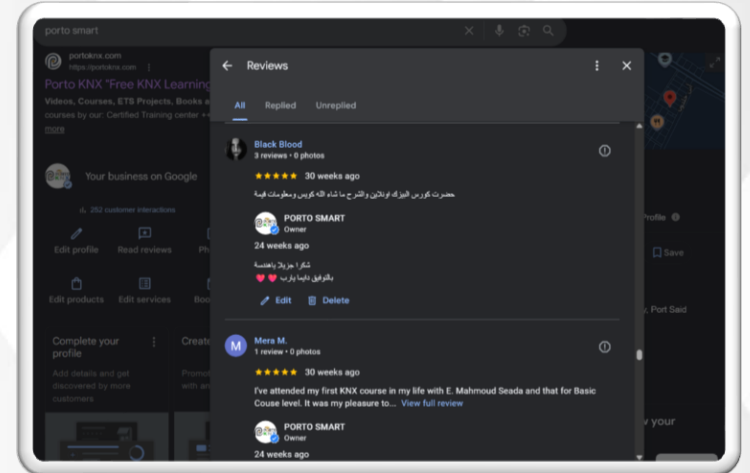
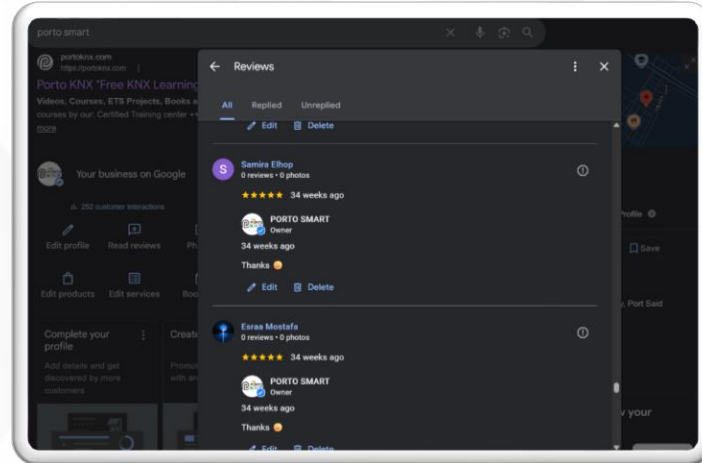
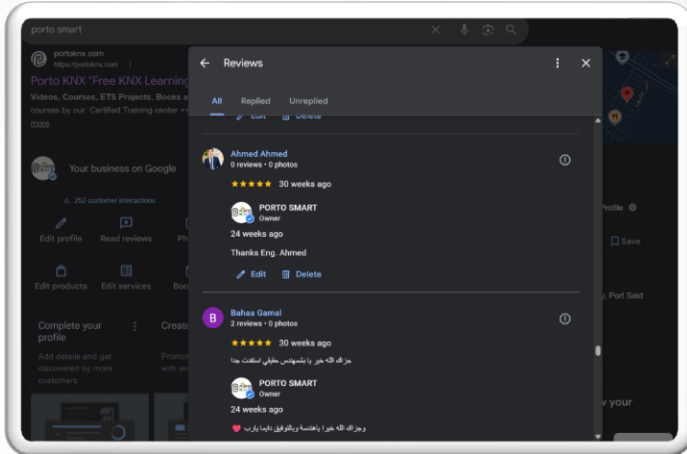
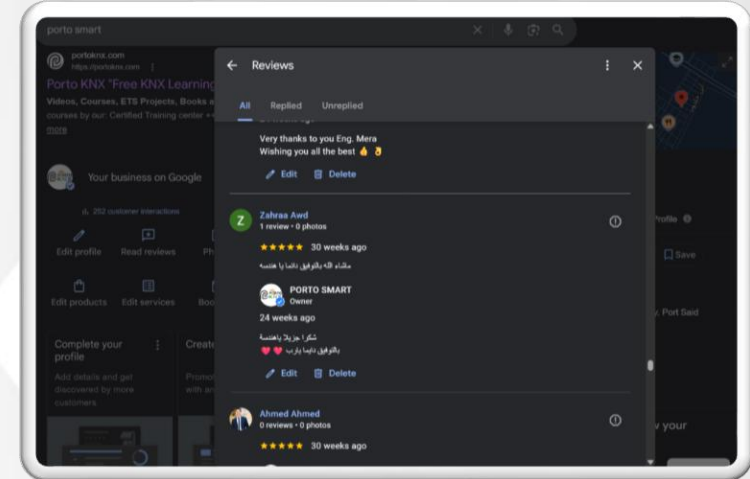
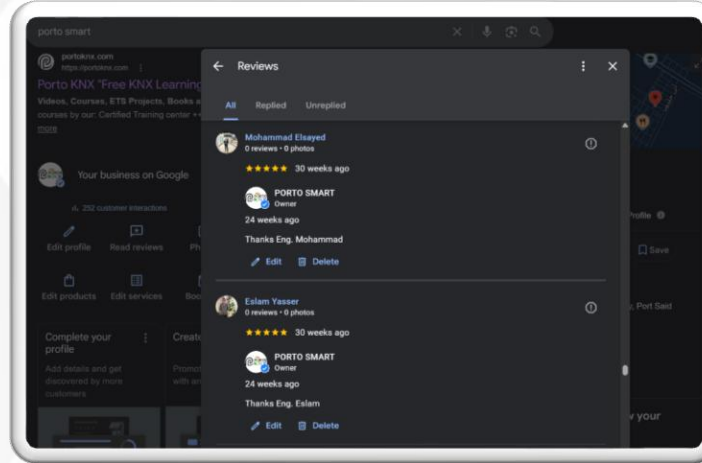
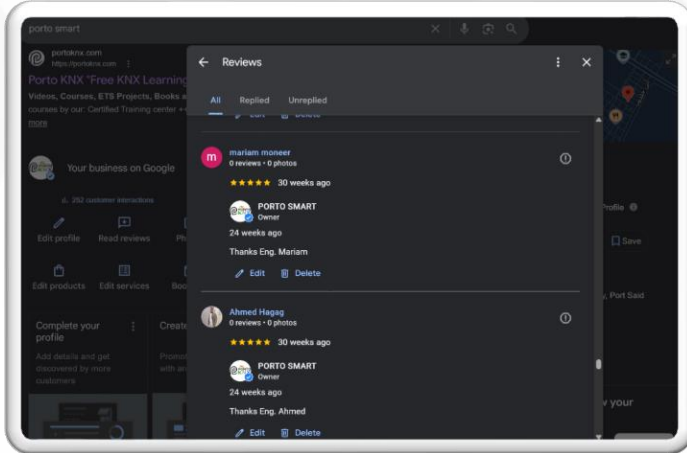


❖ Some Reviews of our trainees on Google “5 Starts”:



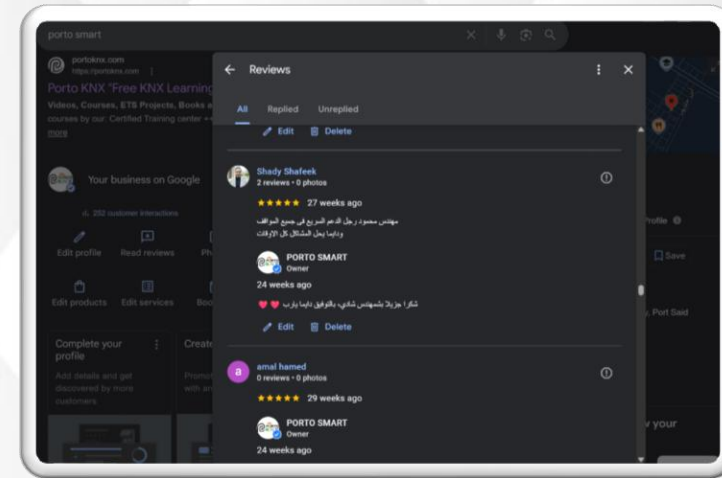
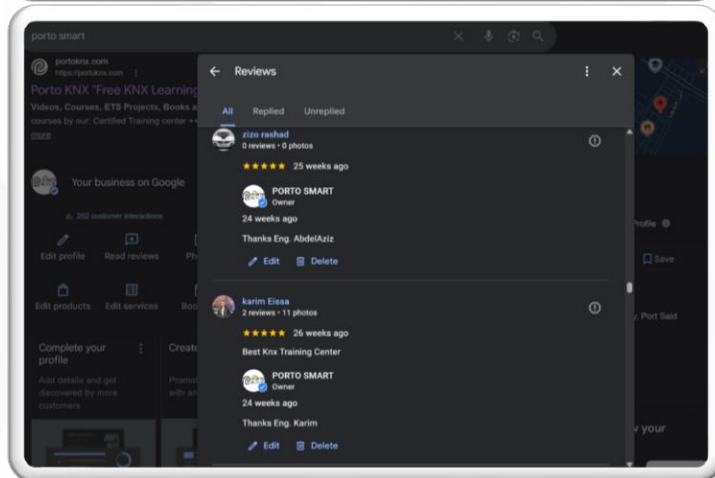
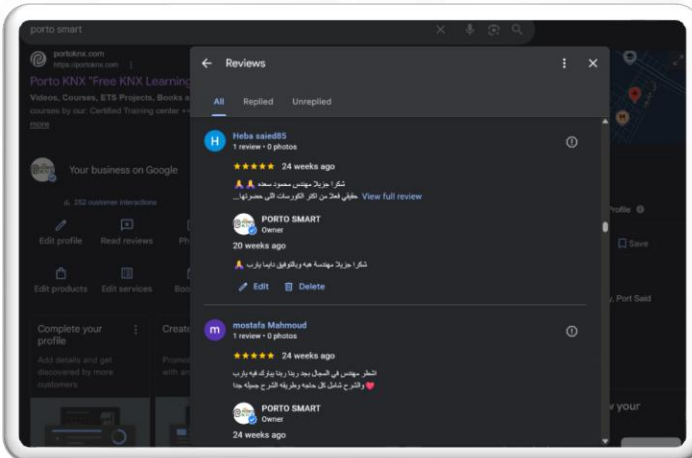
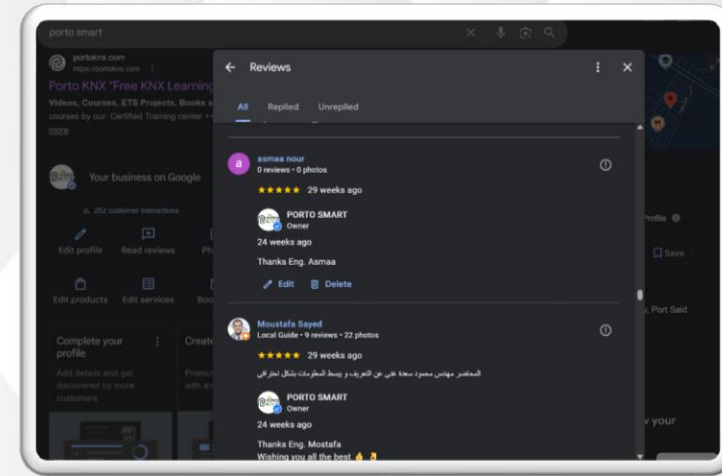
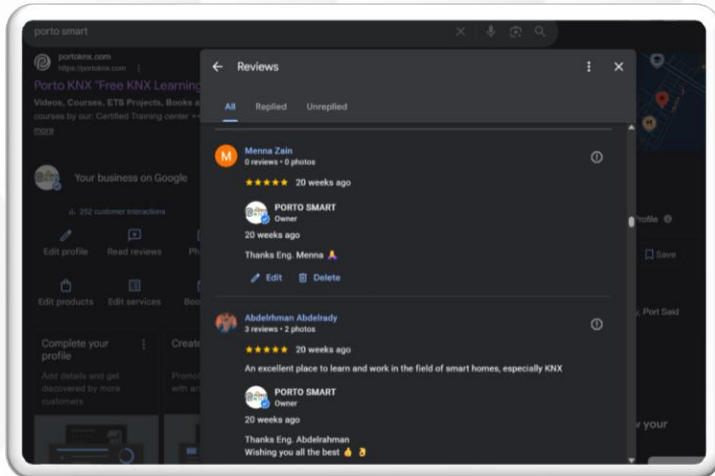
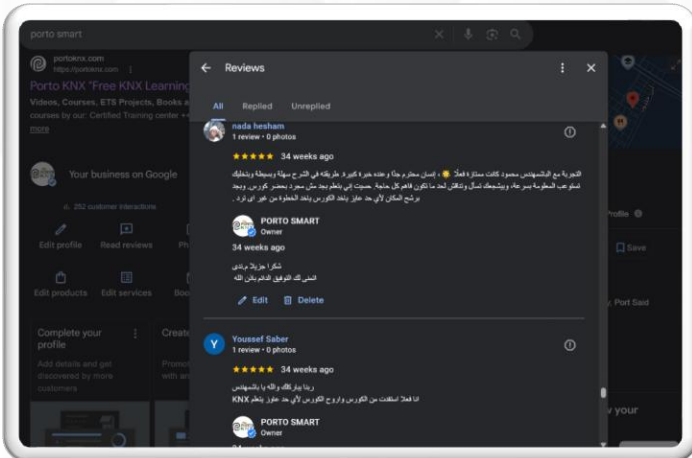


❖ Some Reviews of our trainees on Google “5 Stars”:



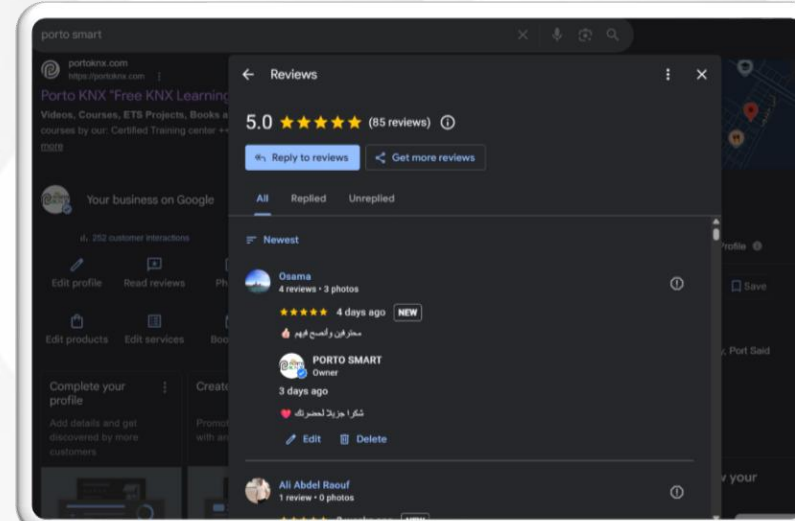
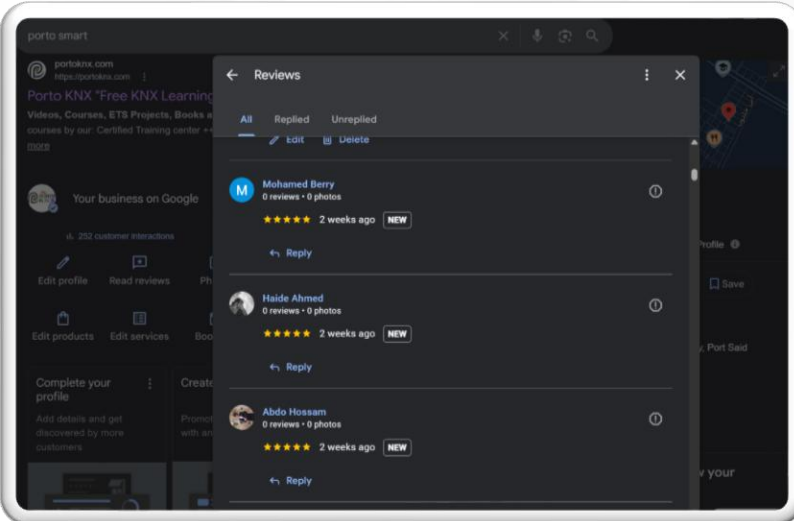
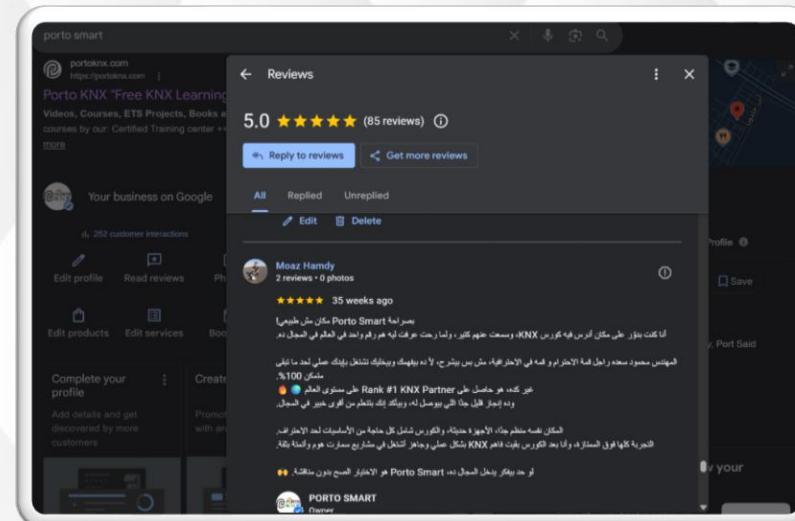
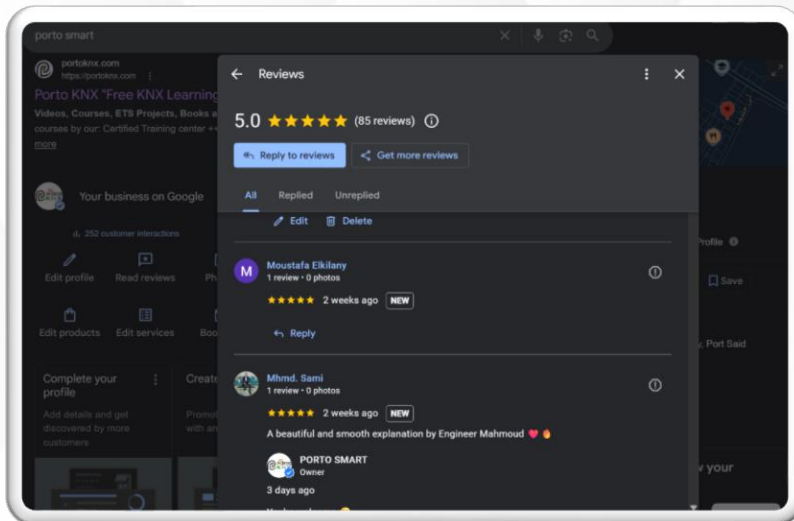


❖ Some Reviews of our trainees on Google "5 Starts":





❖ Some Reviews of our trainees on Google "5 Stars":





**FREE KNX
LEARNING**
UNLOCK HOME AUTOMATION.



<<<<<< CONTACT US >>>>>>



SCAN ME





Contact us on:

 **Website:** www.portoknx.com


 **YouTube:** www.youtube.com/@portoKNX

 **E-Mail:** info@portoknx.com

 **Facebook:** www.fb.com/groups/PortoKNX

 **WhatsApp:** +2 01010007260

 **LinkedIn:** www.linkedin.com/company/porto-smart/





2026

**PORTO KNX, WE MAKE LEARNING KNX
FREE, EASY, SIMPLE & ATTRACTIVE**

<<<<< THANK YOU >>>>>